

This International Student Edition is for use outside of the U.S.

International Management

Culture, Strategy, and Behavior



ELEVENTH EDITION

**Mc
Graw
Hill**

Fred Luthans | Jonathan P. Doh

International Management

Culture, Strategy, and
Behavior


Eleventh Edition

Fred Luthans

University of Nebraska–
Lincoln

Jonathan P. Doh

Villanova University







INTERNATIONAL MANAGEMENT

Published by McGraw-Hill Education, 2 Penn Plaza, New York, NY 10121. Copyright © 2021 by McGraw-Hill Education. All rights reserved. Printed in the United States of America. No part of this publication may be reproduced or distributed in any form or by any means, or stored in a database or retrieval system, without the prior written consent of McGraw-Hill Education, including, but not limited to, in any network or other electronic storage or transmission, or broadcast for distance learning.

Some ancillaries, including electronic and print components, may not be available to customers outside the United States.

This book is printed on acid-free paper.

1 2 3 4 5 6 7 8 9 LWI 24 23 22 21 20

ISBN 978-1-260-57053-3

MHID 1-260-57053-3

Cover Image: Nawi Cove, Sydney, Australia: *Leonid Andronov/Shutterstock*; hands with city and globe: *Jacob_09/Shutterstock*; businesspeople: *Robert Kneschke/Shutterstock*

All credits appearing on page or at the end of the book are considered to be an extension of the copyright page.

The Internet addresses listed in the text were accurate at the time of publication. The inclusion of a website does not indicate an endorsement by the authors or McGraw-Hill Education, and McGraw-Hill Education does not guarantee the accuracy of the information presented at these sites.

mheducation.com/highered

Dedicated in Memory of

Rafael Lucea,

A Passionate Advocate for Global Business Education
and Experience

The global business environment in recent years has been characterized by substantial and often unforeseen change. By some accounts, the degree of uncertainty and volatility in global political and economic affairs has increased as several long-term trends have come to a halt or, in some cases, reversed. Political conflicts, economic disruptions, and realignment of security arrangements have all created challenges for global business. Around the world, support for global economic integration and engagement appears to be on the decline. The vote by the United Kingdom to separate from the European Union and the withdrawal of the United States from the Trans-Pacific Partnership, a proposed trade agreement among 12 Pacific-facing nations, are two stark examples of this broad trend. Some see the United States as retreating from its long-held position as the leading advocate of trade and economic interdependence. Further, trade tensions have risen not just between the U.S. and China, two world powers jockeying for global leadership, but also between the U.S. and its key allies, such as the European Union and Canada. Concurrently, nationalist sentiments in the United States, Europe, Asia, and elsewhere have resulted in raised barriers to both legal and illegal immigration. Exacerbating these pressures, longstanding concerns about the uneven impacts of globalization on jobs, wages, and incomes have resurfaced, as have broader questions about the costs of economic globalization to both developed and developing countries and their citizens.

At the same time, however, trade and investment agreements continue to operate, and new economic arrangements are implemented. Businesses, professionals, and citizens continue to engage in global commerce,

investment, and people-to-people exchanges. Rapid advances in social media have not only accelerated globalization but also called into question issues of privacy, security, and access to private information (see opening articles in [Chapters 1](#) and [2](#)). In addition, concerns about climate change and other environmental issues have prompted companies, in conjunction with governments and nongovernmental organizations, to consider alternate approaches to business and governance (see [Chapter 3](#) opening article).

Some of these developments have challenged longstanding beliefs about the power and benefits of globalization and economic integration, but they also underscore the interconnected nature of global economies. Although many countries and regions around the world are closely linked, important differences in institutional and cultural environments persist, and some of these differences have become even more pronounced in recent years. The challenges for international management reflect this dynamism and the increasing unpredictability of global economic and political events. Continued growth of the emerging markets is reshaping the global balance of economic power, even though differences exist between and among regions and countries. Although many emerging markets continued to experience growth during a period when developed countries' economies stagnated or declined, others, like Russia and Brazil, have faced major set-backs. Further, some developed economies, such as Greece, Italy, Spain, and Portugal, are finally emerging from the formidable challenges of the European debt crisis that began over a decade ago.

The global political and security environment remains unpredictable and volatile, with ongoing conflicts in the Middle East and Africa. The Syrian civil war has resulted in mass migration—and broad dislocations—across North Africa and Europe (see [Chapters 1](#) and [2](#) for further discussion). Additionally, allegations of Russian interference in domestic

affairs—including major elections—in Europe and the United States have escalated tensions. On the economic front, the global trade and integration agenda seems stalled, largely due to domestic political pressures and Page vi increased protectionism in Europe and North America. Examples include the United States’ threat to withdraw from—and subsequent renegotiation—of the NAFTA (now called the United States-Mexico-Canada Agreement), the application of tariffs on a range of imports from China and elsewhere in 2018 and 2019, and the previously mentioned withdrawal of the United States from the Trans-Pacific Partnership.

As mentioned, the advent of social networking has transformed the way citizens interact; how businesses market, promote, and distribute their products globally; and how civil society expresses its concerns that governments provide greater freedoms and accountability. Concurrently, companies, individuals, and even students can now engage in broad “mass” collaboration through digital, online technology for the development of new and innovative systems, products, and ideas. Both social networking and mass collaboration bring new power and influence to individuals across borders and transform the nature of their relationships with global organizations. Although globalization and technology continue to link nations, businesses, and individuals, these linkages also highlight the importance of understanding different cultures, national systems, and corporate management practices around the world. The world is now interconnected geographically, but also electronically and psychologically; as such, nearly all businesses have been touched in some way by globalization. Yet, as cultural, political, and economic differences persist, astute international managers must be in a position to adapt and adjust to the vagaries of different contexts and environments.

In this new, eleventh edition of *International Management*, we have retained the strong and effective foundations gained from research and practice over the past decades while incorporating the important latest research and contemporary insights that have changed the context and environment for international management. Several trends have emerged that pose both challenges and opportunities for international managers.

First, more nationalistically oriented politicians have gained power in many regions of the world, including in the United States, Brazil, and the Philippines and across Europe, especially the Central European economies of Poland, Hungary, and the Czech Republic. These leaders and their governments are challenging previous assumptions about the benefits and inevitability of globalization and integration. The looming exit of the United Kingdom from the European Union and the implementation of tariffs by the United States have complicated international trade for multinational corporations. Second, while emerging markets remain vitally important to global growth, many of these economies have slowed in the past few years. China's economic growth has significantly decelerated as it has matured. In South America, Brazil continues to recover from a deep recession, and Argentina has battled accelerating inflation. Third, the development of new technology, such as artificial intelligence and robotics, will result in fundamental changes to the global job market. Fourth, increasing electronic connectivity in developing countries will continue to help accelerate those economies and facilitate international business of all sorts. However, barriers and limitations imposed by governments could threaten this progress.

Although we have extensive new, evidence-based material in this edition, we continue to strive to make the book even more user-friendly and applicable to practice. We continue to take a balanced approach in the

eleventh edition of *International Management: Culture, Strategy, and Behavior*. While other texts stress culture, strategy, or behavior, our emphasis on all three critical dimensions—and the interactions among them—has been a primary reason the previous editions have been the market-leading international management text. Specifically, this edition has the following chapter distribution: environment (three chapters), culture (four chapters), strategy (four chapters), and organizational behavior/human resource management (three chapters). Because the context of international management changes rapidly, all the chapters have been updated and improved. New real-world examples and research results are integrated throughout the book, accentuating the experiential relevance of the straightforward content. As always, we emphasize a balance of research and application.

For the new, eleventh edition, we have incorporated important Page vii new content in the areas of the emergence of protectionism and its impact on international trade, the use of social media and other communication connectivity in global affairs, the role that advanced technologies are beginning to fill in international business, and other important global themes. We have incorporated the latest research and practical insights on pressure for both MNCs and governments to adopt more sustainable practices, and the strategies many companies are using to differentiate their products through such “green” management practices. We have updated the discussion of a range of contemporary topics, including ongoing global conflicts.

A continuing and relevant end-of-chapter feature in this edition is the “Internet Exercise.” The purpose of each exercise is to encourage students to use the Internet to find information from the websites of prominent MNCs to answer relevant questions about the chapter topic. An end-of-book feature is a series of Skill-Building and Experiential Exercises for aspiring

international managers. These in-class exercises represent the various parts of the text (culture, strategy, and behavior) and provide hands-on experience.

We have extended from the tenth edition of *International Management* the chapter opening discussions called “The World of International Management” (WIM), based on very recent, relevant news stories to grab readers’ interest and attention. Many of these opening articles are new to this edition and all have been updated. These timely opening discussions transition the reader into the chapter topic. At the end of each chapter, there is a pedagogical feature that revisits the chapter’s subject matter: “The World of International Management—Revisited.” Here we pose several discussion questions based on the topic of the opening feature in light of the student’s entire reading of the chapter. Answering these questions requires readers to reconsider and to draw from the chapter material. Suggested answers to these “WIM—Revisited” discussion questions appear in the completely updated Instructor’s Manual, where we also provide some multiple-choice and true-false questions that draw directly from the chapters’ World of International Management topic matter for instructors who want to include this material in their tests.

The use and application of cases are further enhanced in this edition. All cases have been updated, and several new ones have been added. The short, within-chapter country case illustrations—“In the International Spotlight”—can be read and discussed in class. These have all been revised, and five have been added—Kenya, Argentina, Turkey, U.A.E, and Vietnam. In addition, we have updated or replaced all of the additional “You Be the International Management Consultant” exercises, which present a current challenge or dilemma facing a company in the subject country of the “International Spotlight.” Students are invited to respond to a question related to this challenge. The revised or newly added “Integrative Cases”

positioned at the end of each main part of the text were created exclusively for this edition and provide opportunities for reading and analysis outside class. Review questions provided for each case are intended to facilitate lively and productive written analysis or in-class discussion. Our “Brief Integrative Cases” typically explore a specific situation or challenge facing an individual or team. Our longer and more detailed “In-Depth Integrative Cases” provide a broader discussion of the challenges facing a company. These two formats allow maximum flexibility, so that instructors can use the cases in a tailored and customized fashion. Accompanying many of the in-depth cases are short exercises that can be used in class to reinforce both the substantive topic and students’ skills in negotiation, presentation, and analysis. The cases have been extensively updated, and several are new to this edition. Cases concerning the controversies over drug pricing, TOMS shoes, Russell Athletics/Fruit of the Loom, Euro Disneyland and Disney Asia, Google in China, IKEA, Nike, Walmart, Danone, Chiquita, Coca-Cola, and others are unique to this book and specific to this edition. In addition, two brand-new cases written specifically for this edition explore Starbucks’ entrance into India via a joint venture with the Tata Group and Didi’s successful response to Uber’s move into China. Of course, instructors also have access to Create (<http://create.mheducation.com>), McGraw-Hill’s extensive content database, which includes thousands of cases from major sources such as Harvard Business School, Ivey, Darden, and NACRA case databases.

Along with the new or updated “International Management in Action” boxed application examples within each chapter and other pedagogical features at the end of each chapter (i.e., “Key Terms,” “Review and Discussion Questions,” “The World of International Management—Revisited,” and “Internet Exercise”), the end-of-part brief and in-depth cases

and the end-of-book skill-building exercises and simulations in the Connect resources complete the package.

International Management is generally recognized to be the first “mainstream” text of its kind. Strategy casebooks and specialized books in organizational behavior, human resources, and, of course, international business, finance, marketing, and economics preceded it, but there were no international management texts before this one, and it remains the market leader. We have had sustainability because of the effort and care put into the revisions. We hope you agree that this eleventh edition continues the tradition and remains the “world-class” text for the study of international management.

Instructor Library

The Connect Instructor Library is your repository for additional resources to improve student engagement in and out of class. You can select and use any asset that enhances your lecture.

To help instructors teach international management, this text is accompanied by a revised and expanded Instructor’s Resource Manual, Test Bank, and PowerPoint slides, all of which are in the Connect Library.

Acknowledgments

We would like to acknowledge those who have helped to make this book a reality. We will never forget the legacy of international management education in general and for this text in particular provided by our departed colleague Richard M. Hodgetts. Special thanks also go to our growing number of colleagues throughout the world who have given us many ideas and inspired us to think internationally. Closer to home, Jonathan Doh would like to thank Villanova University and its leadership, especially Provost Pat Maggitti, Villanova School of Business Dean Joyce Russell, Associate Dean

Wen Mao, and Herb Rammrath, who generously endowed the Chair in International Business Jonathan now holds, and Bob Moran, who endowed Villanova's Center for Global Leadership. Additionally, for this new, eleventh edition, we would like to thank Heui Chan Lee, who researched and drafted chapter opening World of International Management features. Fred Luthans would like to give special recognition to two international management scholars: Henry H. Albers, former Chair of the Management Department at the University of Nebraska and former Dean at the University of Petroleum and Minerals, Saudi Arabia, to whom previous editions of this book were dedicated; and Sang M. Lee, former Chair of the Management Department at Nebraska, founding and current President of the Pan Pacific Business Association, and close colleague on many ventures around the world over the past 30 years.

In addition, we would like to acknowledge the help that we received from the many reviewers from around the globe, whose feedback guided us in preparing the eleventh edition of the text. These include

Luke H. Cashen, Nicholls State University

Imran Chowdhury, Pace University

Lauryn A. De George, University of Central Florida

John Donnellan, New Jersey City University

Sharon Segrest, University of South Florida St. Petersburg

Our thanks, too, to the reviewers of previous editions of the text: Page ix

Thomas M. Abbott, Post University

Yohannan T. Abraham, Southwest Missouri State University

Janet S. Adams, Kennesaw State University

Irfan Ahmed, Sam Houston State University

Joseph S. Anderson, Northern Arizona University
Chi Anyansi-Archibong, North Carolina A&T State University
Kibok Baik, James Madison University
R. B. Barton, Murray State University
Lawrence A. Beer, Arizona State University
Koren Borges, University of North Florida
Tope A. Bello, East Carolina University
Mauritz Blonder, Hofstra University
Gunther S. Boroschek, University of Massachusetts-Boston
Charles M. Byles, Virginia Commonwealth University
Constance Campbell, Georgia Southern University
Scott Kenneth Campbell, Georgia College & State University
M. Suzanne Clinton, University of Central Oklahoma
Lauryn De George, University of Central Florida
Helen Deresky, SUNY Plattsburgh
Dr. Dharma deSilva, Center for International Business Advancement (CIBA)
David Elloy, Gonzaga University
Val Finnigan, Leeds Metropolitan University
David M. Flynn, Hofstra University
Jan Flynn, Georgia College and State University
Joseph Richard Goldman, University of Minnesota
James Gran, Buena Vista University
Robert T. Green, University of Texas at Austin
Annette Gunter, University of Central Oklahoma

Jerry Haar, Florida International University-Miami
Jean M. Hanebury, Salisbury State University
Richard C. Hoffman, Salisbury State University
Johan Hough, University of South Africa
Julie Huang, Rio Hondo College
Mohd Nazari Ismail, University of Malaya
Steve Jenner, California State University-Dominguez Hills
James P. Johnson, Rollins College
Marjorie Jones, Nova Southeastern University
Jae C. Jung, University of Missouri-Kansas City
Ann Langlois, Palm Beach Atlantic University
Robert Kuhne, Hofstra University
Christine Lentz, Rider University
Ben Lever III, College of Charleston
Robert C. Maddox, University of Tennessee
Curtis Matherne III, East Tennessee State University
Douglas M. McCabe, Georgetown University
Jeanne M. McNett, Assumption College
Lauryn Migenes, University of Central Florida
Alan N. Miller, University of Nevada, Las Vegas
Ray Montagno, Ball State University
Rebecca J. Morris, University of Nebraska-Omaha
Ernst W. Neuland, University of Pretoria
William Newburry, Rutgers Business School

Yongsun Paik, Loyola Marymount University
Valerie S. Perotti, Rochester Institute of Technology
Richard B. Peterson, University of Washington
Suzanne J. Peterson, University of Nebraska-Lincoln
Joseph A. Petrick, Wright State University
Juan F. Ramirez, Nova Southeastern University
Richard David Ramsey, Southeastern Louisiana University
Manjula S. Salimath, University of North Texas
Owen Sevier, University of Central Oklahoma
Mansour Sharif-Zadeh, California State Polytechnic University-Pomona
Emeric Solymossy, Western Illinois University.
Jane H. Standford, Texas A&M University-Kingsville
Dale V. Steinmann, San Francisco State University
Randall Stross, San Jose State University
George Sutija, Florida International University
Deanna Teel, Houston Community College
David Turnipseed, University of South Alabama-Mobile
Katheryn H. Ward, Chicago State University
Li Weixing, University of Nebraska-Lincoln
Aimee Wheaton, Regis College
Marion M. White, James Madison University
Timothy Wilkinson, University of Akron
George Yacus, Old Dominion University
Corinne Young, University of Tampa

Zhe Zhang, University of Central Florida-Orlando

Anatoly Zhuplev, Loyola Marymount University

Finally, thanks to the team at McGraw-Hill who worked on this book: Terri Schiesl, Managing Director; Michael Ablasmeir, Director; Laura Hurst Spell, Associate Portfolio Manager; Sarah Blasco, Development Editor; Lisa Granger, Marketing Manager; and Melissa M. Leick, Senior Content Project Manager. Last but by no means least, we greatly appreciate the love and support provided by our families.

Fred Luthans and Jonathan P. Doh



connect[®]

FOR INSTRUCTORS

You're in the driver's seat.

Want to build your own course? No problem. Prefer to use our turnkey, prebuilt course? Easy. Want to make changes throughout the semester? Sure. And you'll save time with Connect's auto-grading too.

65%

Less Time Grading



Laptop: McGraw-Hill; Woman/dog: George Doyle/Getty Images

They'll thank you for it.

Adaptive study resources like SmartBook[®] 2.0 help your students be better prepared in less time. You can transform your class time from dull definitions to dynamic debates. Find out more about the powerful personalized learning experience available in SmartBook 2.0 at

www.mheducation.com/highered/connect/smartbook

Make it simple, make it affordable.



Connect makes it easy with seamless integration using any of the major Learning Management Systems—

Solutions for your challenges.



A product isn't a solution. Real solutions are affordable, reliable, and come with training and ongoing support when you need it and

Blackboard®, Canvas, and D2L, among others—to let you organize your course in one convenient location. Give your students access to digital materials at a discount with our inclusive access program. Ask your McGraw-Hill representative for more information.

Padlock: Jobalou/Getty Images

how you want it. Our Customer Experience Group can also help you troubleshoot tech problems—although Connect’s 99% uptime means you might not need to call them. See for yourself at status.mheducation.com

Checkmark: Jobalou/Getty Images



FOR STUDENTS

Effective, efficient studying.

Connect helps you be more productive with your study time and get better grades using tools like SmartBook 2.0, which highlights key concepts and creates a personalized study plan. Connect sets you up for success, so you walk into class with confidence and walk out with better grades.

Study anytime, anywhere.

“I really liked this app—it made it easy to study when you don’t

Download the free ReadAnywhere app and access your online eBook or SmartBook 2.0 assignments when it's convenient, even if you're offline. And since the app automatically syncs with your eBook and SmartBook 2.0 assignments in Connect, all of your work is available every time you open it. Find out more at www.mheducation.com/readanywhere

have your textbook in front of you."

- Jordan Cunningham,
Eastern Washington University



No surprises.

The Connect Calendar and Reports tools keep you on track with the work you need to get done and your assignment scores. Life gets busy; Connect tools help you keep learning through it all.

Calendar: owattaphotos/Getty Images


Learning for everyone.

McGraw-Hill works directly with Accessibility Services Departments and faculty to meet the learning needs of all students. Please contact your Accessibility Services office and ask them to email accessibility@mheducation.com, or visit www.mheducation.com/about/accessibility for more information.



Top: Jenner Images/Getty Images, Left: Hero Images/Getty Images, Right: Hero Images/Getty Images





The eleventh edition of *International Management: Culture, Strategy, and Behavior* is still setting the standard. Authors Jonathan Doh and Fred Luthans have taken care to retain the effective foundation gained from research and practice over the past decades. At the same time, they have fully incorporated important new and emerging developments that have changed what international managers are currently facing and likely to face in the coming years.

New and Enhanced Themes

- Thoroughly revised and updated chapters to reflect the most critical issues for international managers.
- New or revised opening World of International Management (WIM) features written by the authors on current international management challenges; these mini-cases were prepared expressly for this edition and are not available elsewhere.
- Discussions of the rise of protectionism and its impact on international business.

- New and updated discussions of major issues in global ethics, technology, sustainability, and other cutting-edge research.
- Greater attention to shifting demographic trends and global talent management, emphasizing the impact of new advanced technology will have on the global economy.
- Renewed emphasis on major emerging regions, economic challenges in major countries such as Brazil and Argentina, and specific case illustrations on how companies are managing these challenges.

Thoroughly Revised and Updated Chapter Content

- New or revised opening WIM discussions on topics including the global influences of social media using the case of Facebook; the impact of sanctions and political uncertainty when doing business in Iran; the role of social networking in political change in the Middle East; sustainability as a global competitive advantage using examples of Patagonia, L’Oreal, and Unilever; cultural challenges in global mergers and acquisitions; the competitive dynamics between Apple and Xiaomi and Amazon and Alibaba; Airbnb’s entry into China and Cuba; Netflix’s strategies for global expansion; and many others. These features were written expressly for this edition and are not available elsewhere.
- Updated and strengthened emphasis on ethics, technology, and sustainability.
- Extensive coverage of current geopolitical issues impacting international business, including Brexit, increased nationalism and protectionism across Europe and the United States, trade disputes between China and the United States, rising tensions with Russia,

renewed sanctions on Iran, the renegotiation of trade deals such as USMCA and CPTPP, and the economic slowdown in China, to name a few.

- Revised or new “In the International Spotlight” inserts that profile the key economic and political issues relevant to managers in specific countries.

Continues to Set the Standard...

Thoroughly Updated and/or New Cases, Inserts, and Exercises

- Completely new “In the International Spotlight” country profiles at the end of every chapter, including the addition of profiles on Argentina, Kenya, Turkey, United Arab Emirates, and Vietnam.
- “You Be the International Management Consultant” exercises, many new to this edition, present an actual company’s challenge in that country and invite students to recommend a course of action.
- New “International Management in Action” features, including discussions on timely topics such as the trade disputes between the United States and China, the Huawei controversy, and the shifting

cultural dynamics associated with increasing percentages of Millennials and Gen Z in the workforce, to name a few.

- Thoroughly updated cases (not available elsewhere): TOMS shoes, Russell Athletics/Fruit of the Loom, Euro Disneyland and Disney Asia, Google in China, IKEA, Nike, Walmart, Danone, Chiquita, Coca-Cola, and others are unique to this book and specific to this edition.
- Brand new end-of-part cases developed exclusively for this edition (not available elsewhere): *How Starbucks Convinced Indians to Embrace Coffee* and *How Didi Fought Uber in China and Won; Next, Taking on the World*.
- Brand new “World of International Management” chapter opening discussions, including topics such as Netflix’s expansion to emerging markets, Starbucks’ strategy for Italy and China, the Cambridge Analytica scandal at Facebook, the impact of Iranian sanctions on international businesses, and the expansion of Airbnb, to name a few.
- New and revised graphics throughout.
- Timely updates throughout, based on the latest research, including a discussion of the influence of new technology on the global economy, the impact of protectionism on the international business community, and the continued push toward a sustainable future, to name a few.

Totally Revised Instructor and Student Support

The following instructor and student support materials can be found in Connect® at connect.mheducation.com for the eleventh edition.



- The Instructor's Manual offers a summary of Learning Objectives and a teaching outline with lecture notes and teaching tips, as well as suggested answers to questions found throughout and at the conclusion of each chapter. Suggested answers are also provided for all the cases found in the book.
- The test bank offers over 1,000 test items consisting of true/false, multiple choice, and essay. Answers are provided for all test bank questions.
- PowerPoint Presentations consisting of approximately 30 slides per chapter give instructors talking points, feature exhibits from the text, and are summarized with a review and discussion slide.
- **Create:** Instructors can now tailor their teaching resources to match the way they teach! With McGraw-Hill Create, create.mheducation.com, instructors can easily rearrange chapters, combine material from other content sources, and quickly upload and integrate their own content, like course syllabi or teaching notes. Find the right content in Create by searching through thousands of leading McGraw-Hill textbooks. Arrange the material to fit your teaching style. Order a Create book and receive a complimentary print review copy in 3–5 business days or a complimentary electronic review copy (echo) via e-mail within one hour. Go to create.mheducation.com today and register.



AACSB Tagging

McGraw-Hill Education is a proud corporate member of AACSB International. Understanding the importance and value of AACSB accreditation, *International Management* recognizes the curriculum guidelines detailed in the AACSB standards for business accreditation by connecting selected questions in the text and the test bank to the six general knowledge and skill guidelines in the AACSB standards. The statements contained in *International Management* are provided only as a guide for the users of this textbook. The AACSB leaves content coverage and assessment within the purview of individual schools, the mission of the school, and the faculty. While the *International Management* teaching package makes no claim of any specific AACSB qualification or evaluation, we have within *International Management* labeled selected questions according to the six general knowledge and skills areas.



Villanova University, John Shetron.

JONATHAN P. DOH is Associate Dean of Research, the Herbert G. Rammrath Chair in International Business, co-faculty Director of the Center for Global Leadership, and Professor of Management at the Villanova School of Business. Jonathan teaches, does research, and serves as an executive instructor and consultant in the areas of international strategy and corporate responsibility. Previously, he was on the faculty of American and Georgetown Universities and a trade official with the U.S. government. Jonathan is author or co-author of more than 85 refereed articles published in leading international business and management journals, more than 30 chapters in scholarly edited volumes, and more than 90 conference papers. Recent articles have appeared in journals such as *Academy of Management Review*, *California Management Review*, *Journal of International Business Studies*, *Journal of Management*, *Journal of Management Studies*, *Journal of World Business*, *Organization Science*, *Sloan Management Review*, and

Strategic Management Journal. He is co-editor and contributing author of *Globalization and NGOs* (Praeger, 2003) and *Handbook on Responsible Leadership and Governance in Global Business* (Elgar, 2005) and coauthor of the previous edition of *International Management: Culture, Strategy, and Behavior* (10th ed., McGraw-Hill/Irwin, 2015), the best-selling international management text. His current research focus is on strategy for and in emerging markets and global corporate responsibility and sustainability. His scholarly books include *Multinationals and Development* (with Alan Rugman, Yale University Press, 2008), *NGOs and Corporations: Conflict and Collaboration* (with Michael Yaziji, Cambridge University Press, 2009), and *Aligning for Advantage: Competitive Strategy for the Social and Political Arenas* (with Tom Lawton and Tazeeb Rajwani, Oxford University Press, 2014). He has been an associate, consulting, or senior editor for numerous journals and was editor-in-chief of *Journal of World Business* from 2014 to 2018. Jonathan has also developed more than a dozen original cases and simulations published in books, journals, and case databases and used at many leading global universities. He has been a consultant or executive instructor for ABB, Anglo American, Bodycote, Bosch, China Minsheng Bank, Hana Financial, HSBC, Ingersoll Rand, Medtronic, Shanghai Municipal Government, Siam Cement, and the World Economic Forum, among others. Previously, he was an external adviser to the Global Energy Resource Group of Deloitte Touche. Jonathan served for five years as a member of the Executive Committee of the Academy of Management Organizations and Natural Environment Division, a role that culminated in service as chair of the division in 2016. He was ranked among the top 15 most prolific international business scholars in the world for the period 2001-2009 (Lahiri and Kumar, 2012) and in 2015 was elected a fellow of the Academy of International Business. He has been an associate

editor, special issue editor, senior editor, or consulting editor of several academic journals. From 2014 to 2018, he was Editor-in-Chief of *Journal of World Business* and is currently Senior Associate Editor of *Journal of Management Studies*. He is a frequent keynote speaker to academic and professional groups in Europe, Asia, and Latin America. He holds a Ph.D. in strategic and international management from George Washington University.



Courtesy of University of Nebraska-Lincoln College of Business Administration

FRED LUTHANS is University and the George Holmes Distinguished Professor of Management, Emeritus at the University of Nebraska-Lincoln. He is also a senior research scientist for HUMANeX Ventures Inc. He received his B.A., M.B.A., and Ph.D. from the University of Iowa, where he received the Distinguished Alumni Award in 2002. While serving as an officer in the U.S. Army from 1965 to 1967, he taught leadership at the U.S. Military Academy at West Point. He has been a visiting scholar at a number of colleges and universities and has lectured in numerous European and Pacific Rim countries. He has taught international management as a visiting faculty member at the universities of Bangkok, Hawaii, Henley in England,

Norwegian Management School, Monash in Australia, Macau, Chemnitz in Germany, and Tirana in Albania. A past President of the Academy of Management, in 1997 he received the Academy's Distinguished Educator Award. In 2000 he became an inaugural member of the Academy's Hall of Fame for being one of the "Top Five" all-time published authors in the prestigious academy journals. For many years he was co-editor-in-chief of the *Journal of World Business* and editor of *Organizational Dynamics* and is currently co-editor of *Journal of Leadership and Organizational Studies*. The author of numerous books, his seminal *Organizational Behavior* is now in its thirteenth edition and the 2007 groundbreaking book *Psychological Capital* (Oxford University Press) with Carolyn Youssef and Bruce Avolio came out in a new version in 2015. He is one of very few management scholars who is a Fellow of the Academy of Management, the Decision Sciences Institute, and the Pan Pacific Business Association. He received the Global Leadership Award from the Pan Pacific Association and has been a member of its Executive Committee since it was founded over 30 years ago. This committee helps organize the annual meeting held in Pacific Rim countries. He has been involved with some of the first empirical studies on motivation and behavioral management techniques and the analysis of managerial activities in Russia; these articles were published in the *Academy of Management Journal*, *Journal of International Business Studies*, *Journal of World Business*, and *European Management Journal*. Since the very beginning of the transition to market economies after the fall of communism in Eastern Europe, he has been actively involved in management education programs sponsored by the U.S. Agency for International Development in Albania and Macedonia, and in U.S. Information Agency programs involving the Central Asian countries of Kazakhstan, Kyrgyzstan, and Tajikistan. Professor Luthans's recent international research involves his

construct of positive psychological capital (PsyCap). For example, he and colleagues have published their research demonstrating the impact of Chinese workers' PsyCap on their performance in the *International Journal of Human Resource Management* and *Management and Organization Review*. He is applying his positive approach to positive organizational behavior (POB), PsyCap, and authentic leadership to effective global management and has been the keynote at programs in China (numerous times), Malaysia, South Korea, Indonesia, Philippines, Singapore, Taiwan, Japan, Vietnam, Costa Rica, Mexico, Chile, Fiji, Germany, France, England, Spain, Norway, Finland, Denmark, Netherlands, Italy, Russia, Macedonia, Albania, Morocco, South Africa, New Zealand, and Australia.

Part One

Environmental Foundation

- 1 Globalization and International Linkages**
- 2 The Political, Legal, and Technological Environment**
- 3 Ethics, Social Responsibility, and Sustainability**
 - Brief Integrative Case 1.1: Advertising or Free Speech?
The Case of Nike and Human Rights
 - Brief Integrative Case 1.2: TOMS Puts Its Right Foot Forward
 - In-Depth Integrative Case 1.1: Student Advocacy and “Sweatshop” Labor: The Case of Russell Athletic
 - In-Depth Integrative Case 1.2: The Ethics of Global Drug Pricing

Part Two

The Role of Culture

- 4 The Meanings and Dimensions of Culture**
- 5 Managing Across Cultures**
- 6 Organizational Cultures and Diversity**

7 Cross-Cultural Communication and Negotiation

Brief Integrative Case 2.1: Coca-Cola in India

Brief Integrative Case 2.2: Danone's Wrangle with Wahaha

In-Depth Integrative Case 2.1a: Euro Disneyland

In-Depth Integrative Case 2.1b: Disney in Asia

In-Depth Integrative Case 2.2: Walmart's Global Strategies

Part Three

International Strategic Management

8 Strategy Formulation and Implementation

9 Entry Strategies and Organizational Structures

10 Managing Political Risk, Government Relations, and Alliances

11 Management Decision and Control

Brief Integrative Case 3.1: Google in China: Protecting Property and Rights

In-Depth Integrative Case 3.1: How Starbucks Convinced Indians to Embrace Coffee

Page xviii

Part Four

Organizational Behavior and Human Resource Management

12 Motivation Across Cultures

13 Leadership Across Cultures

14 Human Resource Selection and Development Across Cultures

Brief Integrative Case 4.1: IKEA's Global Renovations

In-Depth Integrative Case 4.1: How Didi Fought Uber in China and Won; Next, Taking On the World

In-Depth Integrative Case 4.2: Chiquita's Global Turnaround

Skill-Building and Experiential Exercises

Glossary

Indexes



501111

Part One

Environmental Foundation

1 Globalization and International Linkages

The World of International Management: An Interconnected World

Introduction

Globalization and Internationalization

*Globalization, Antiglobalization, and Global Pressures
for Change*

Global and Regional Integration

Changing Global Demographics

*The Shifting Balance of Economic Power in the Global
Economy*

Global Economic Systems

Market Economy

Command Economy

Mixed Economy

Economic Performance and Issues of Major Regions

Established Economies

Emerging and Developing Economies

Developing Economies on the Verge

The World of International Management—Revisited

Summary of Key Points

Key Terms

Review and Discussion Questions

Answers to the In-Chapter Quiz

Internet Exercise: Global Competition in Fast Food

Endnotes

In the International Spotlight: India

2 The Political, Legal, and Technological Environment

The World of International Management: Social Media and Political Change

Political Environment

Ideologies

Political Systems

Legal and Regulatory Environment

Basic Principles of International Law

Examples of Legal and Regulatory Issues

Privatization

Regulation of Trade and Investment

Technological Environment and Global Shifts in Production

Page xx

Trends in Technology, Communication, and Innovation

Biotechnology

E-Business

Telecommunications

Technological Advancements, Outsourcing, and Offshoring

**The World of International Management—Revisited
Summary of Key Points**

Key Terms

Review and Discussion Questions

Internet Exercise: Hitachi Goes Worldwide

Endnotes

In the International Spotlight: Turkey

3 Ethics, Social Responsibility, and Sustainability

The World of International Management: Sustaining Sustainable Companies

Ethics and Social Responsibility

Ethics and Social Responsibility in International Management

Ethics Theories and Philosophy

Human Rights

Labor, Employment, and Business Practices

Environmental Protection and Development

Globalization and Ethical Obligations of MNCs

Reconciling Ethical Differences across Cultures

Corporate Social Responsibility and Sustainability

Corporate Governance

Corruption

International Assistance

The World of International Management—Revisited

Summary of Key Points

Key Terms

Review and Discussion Questions

Endnotes

In the International Spotlight: Argentina

Brief Integrative Case 1.1: Advertising or Free Speech?

The Case of Nike and Human Rights

Endnotes

Brief Integrative Case 1.2: TOMS Puts Its Right Foot

Forward

Endnotes

In-Depth Integrative Case 1.1: Student Advocacy and

“Sweatshop” Labor: The Case of Russell Athletic

Endnotes

Page xxi

In-Depth Integrative Case 1.2: The Ethics of Global Drug

Pricing

Endnotes

Part Two

The Role of Culture

4 The Meanings and Dimensions of Culture

**The World of International Management: Culture Clashes
in Cross-Border Mergers and Acquisitions**

The Nature of Culture

Cultural Diversity

Values in Culture

Values in Transition

Cultural Dimensions

Hofstede

Trompenaars

Integrating Culture and Management: The GLOBE Project

Culture and Management

GLOBE's Cultural Dimensions

GLOBE Country Analysis

The World of International Management—Revisited

Summary of Key Points

Key Terms

Review and Discussion Questions

Internet Exercise: Renault-Nissan in South Africa

Endnotes

In the International Spotlight: Kenya

5 Managing Across Cultures

The World of International Management: Taking a Bite Out of Apple: Corporate Culture and an Unlikely Chinese Start-up

The Strategy for Managing across Cultures

Strategic Predispositions

Meeting the Challenge

Cross-Cultural Differences and Similarities

Parochialism and Simplification

Similarities across Cultures

Many Differences across Cultures

Cultural Differences in Selected Countries and Regions

Using the GLOBE Project to Compare Managerial Differences

Managing Culture in Selected Countries and Regions

**The World of International Management—
Revisited**

Page xxii

Summary of Key Points

Key Terms

Review and Discussion Questions

Internet Exercise: Haier's Approach

Endnotes

In the International Spotlight: Poland

6 Organizational Cultures and Diversity

**The World of International Management: The
Fundamentals of Strong Multinational Teams**

The Nature of Organizational Culture

Definition and Characteristics

Interaction between National and Organizational Cultures

Organizational Cultures in MNCs

Family Culture

Eiffel Tower Culture

Guided Missile Culture

Incubator Culture

Managing Multiculturalism and Diversity

Phases of Multicultural Development

Types of Multiculturalism

Potential Problems Associated with Diversity

Advantages of Diversity

Building Multicultural Team Effectiveness

The World of International Management—Revisited

Summary of Key Points

Key Terms

Review and Discussion Questions

Internet Exercise: Lenovo’s International Focus

Endnotes

In the International Spotlight: Nigeria

7 Cross-Cultural Communication and Negotiation

The World of International Management: Netflix’s

Negotiations: Global Expansion Strategies

The Overall Communication Process

Verbal Communication Styles

Interpretation of Communications

Communication Flows

Downward Communication

Upward Communication

Communication Barriers

Language Barriers

Perceptual Barriers

The Impact of Culture

Nonverbal Communication

Achieving Communication Effectiveness

Improve Feedback Systems

Provide Language Training

Provide Cultural Training

Increase Flexibility and Cooperation

Managing Cross-Cultural Negotiations

Types of Negotiation

The Negotiation Process

Cultural Differences Affecting Negotiations

Negotiation Tactics

Negotiating for Mutual Benefit

Bargaining Behaviors

The World of International Management—Revisited

Summary of Key Points

Key Terms

Review and Discussion Questions

Internet Exercise: Working Effectively at Toyota

Endnotes

In the International Spotlight: China

Brief Integrative Case 2.1: Coca-Cola in India

Endnotes

Brief Integrative Case 2.2: Danone's Wrangle with

Wahaha

Endnotes

In-Depth Integrative Case 2.1a: Euro Disneyland

Endnotes

In-Depth Integrative Case 2.1b: Disney in Asia

Endnotes

In-Depth Integrative Case 2.2: Walmart's Global Strategies

Part Three

INTERNATIONAL STRATEGIC MANAGEMENT

8 Strategy Formulation and Implementation

**The World of International Management: Starbucks’
Caffeinated Push for Global Growth**

Strategic Management

The Growing Need for Strategic Management

Benefits of Strategic Planning

Page xxiv

Approaches to Formulating and Implementing Strategy

Global and Regional Strategies

The Basic Steps in Formulating Strategy

Environmental Scanning

Internal Resource Analysis

Goal Setting for Strategy Formulation

Strategy Implementation

Location Considerations for Implementation

*Combining Country and Firm-Specific Factors in
International Strategy*

The Role of the Functional Areas in Implementation

Specialized Strategies

Strategies for Emerging Markets

Entrepreneurial Strategy and New Ventures

The World of International Management—Revisited

Summary of Key Points

Key Terms

Review and Discussion Questions

Internet Exercise: Infosys' Global Strategy

Endnotes

In the International Spotlight: United Arab Emirates

9 Entry Strategies and Organizational Structures

The World of International Management: Airbnb

Entry Strategies and Ownership Structures

Export/Import

Wholly Owned Subsidiaries

Mergers/Acquisitions

Alliances and Joint Ventures

Licensing

Franchising

The Organization Challenge

Basic Organizational Structures

Initial Division Structure

International Division Structure

Global Structural Arrangements

Transnational Network Structures

Nontraditional Organizational Arrangements

Organizational Arrangements from Mergers,

Acquisitions, Joint Ventures, and Alliances

**The Emergence of the Network Organizational
Forms**

Organizing for Product Integration

Organizational Characteristics of MNCs

Formalization

Specialization

Centralization

Putting Organizational Characteristics in Perspective

The World of International Management—Revisited

Summary of Key Points

Key Terms

Review and Discussion Questions

Internet Exercise: Organizing for Effectiveness

Endnotes

In the International Spotlight: Mexico

10 Managing Political Risk, Government Relations, and Alliances

The World of International Management: Iran: Risks and Political Uncertainty

The Nature and Analysis of Political Risk

Macro and Micro Analysis of Political Risk

Terrorism and Its Overseas Expansion

Analyzing the Expropriation Risk

Managing Political Risk and Government Relations

Developing a Comprehensive Framework or

Quantitative Analysis

Techniques for Responding to Political Risk

Managing Alliances

The Alliance Challenge

The Role of Host Governments in Alliances
Examples of Challenges and Opportunities in Alliance
Management

The World of International Management—Revisited

Summary of Key Points

Key Terms

Review and Discussion Questions

Internet Exercise: Nokia in China

Endnotes

In the International Spotlight: Brazil

11 Management Decision and Control

**The World of International Management: Global Online
Retail: Amazon versus Alibaba**

Decision-Making Process and Challenges

Page xxvi

Factors Affecting Decision-Making Authority

*Cultural Differences and Comparative Examples of
Decision Making*

Total Quality Management Decisions

Decisions for Attacking the Competition

Decision and Control Linkages

The Controlling Process

Types of Control

Approaches to Control

Performance Evaluation as a Mechanism of Control

Financial Performance

Quality Performance

Personnel Performance

The World of International Management—Revisited

Summary of Key Points

Key Terms

Review and Discussion Questions

Internet Exercise: Looking at the Best

Endnotes

In the International Spotlight: Japan

Brief Integrative Case 3.1: Google in China: Protecting Property and Rights

Endnotes

In-Depth Integrative Case 3.1: How Starbucks Convinced Indians to Embrace Coffee

Endnotes

Part Four

Organizational Behavior and Human Resource Management

12 Motivation Across Cultures

The World of International Management: Motivating Employees in a Multicultural Context: Insights from Emerging Markets

The Nature of Motivation

The Universalist Assumption

The Assumption of Content and Process

The Hierarchy-of-Needs Theory

The Maslow Theory

International Findings on Maslow's Theory

The Two-Factor Theory of Motivation

The Herzberg Theory

International Findings on Herzberg's Theory

Achievement Motivation Theory

Page xxvii

The Background of Achievement Motivation Theory

International Findings on Achievement Motivation Theory

Select Process Theories

Equity Theory

Goal-Setting Theory

Expectancy Theory

Motivation Applied: Job Design, Work Centrality, and Rewards

Job Design

Work Centrality

Reward Systems

Incentives and Culture

The World of International Management—Revisited

Summary of Key Points

Key Terms

Review and Discussion Questions

Internet Exercise: Motivating Potential Employees

Endnotes

In the International Spotlight: Vietnam

13 Leadership Across Cultures

**The World of International Management: Global
Leadership Development: An Emerging Need
Foundation for Leadership**

The Manager-Leader Paradigm

Philosophical Background: Theories X, Y, and Z

Leadership Behaviors and Styles

*The Managerial Grid Performance: A Japanese
Perspective*

Leadership in the International Context

*Attitudes of European Managers toward Leadership
Practices*

Japanese Leadership Approaches

*Differences between Japanese and U.S. Leadership
Styles*

Leadership in China

Leadership in the Middle East

Leadership Approaches in India

Leadership Approaches in Latin America

Recent Findings and Insights about Leadership

*Transformational, Charismatic, and Transactional
Leadership*

Qualities for Successful Leaders

Culture Clusters and Leader Effectiveness

*Leader Behavior, Leader Effectiveness, and
Leading Teams*

*Cross-Cultural Leadership: Insights from the GLOBE
Study*

Positive Organizational Scholarship and Leadership

Authentic Leadership

Ethical, Responsible, and Servant Leadership

Entrepreneurial Leadership and Mindset

The World of International Management—Revisited

Summary of Key Points

Key Terms

Review and Discussion Questions

Internet Exercise: Taking a Closer Look

Endnotes

In the International Spotlight: Germany

14 Human Resource Selection and Development Across Cultures

**The World of International Management: The Challenge
of Talent Retention in India**

The Importance of International Human Resources

Getting the Employee Perspective

Employees as Critical Resources

Investing in International Assignments

Economic Pressures

Sources of Human Resources

Home-Country Nationals

Host-Country Nationals

Third-Country Nationals

Subcontracting and Outsourcing

Selection Criteria for International Assignments

General Criteria

Adaptability to Cultural Change

Physical and Emotional Health

Age, Experience, and Education

Language Training

Motivation for a Foreign Assignment

Spouses and Dependents or Work-Family Issues

Leadership Ability

Other Considerations

Economic Pressures and Trends in Expat Assignments

International Human Resource Selection

Page xxix

Procedures

Testing and Interviewing Procedures

The Adjustment Process

Compensation

Common Elements of Compensation Packages

Tailoring the Package

Individual and Host-Country Viewpoints

Candidate Motivations

Host-Country Desires

Repatriation of Expatriates

Reasons for Returning

Readjustment Problems

Transition Strategies

Training in International Management

*The Impact of Overall Management Philosophy on
Training*

*The Impact of Different Learning Styles on Training
and Development*

Reasons for Training

Types of Training Programs

Standardized vs. Tailor-Made

Cultural Assimilators

Choice of Content of the Assimilators

Validation of the Assimilator

The Cost-Benefit Analysis of Assimilators

Positive Organizational Behavior

Future Trends

The World of International Management—Revisited

Summary of Key Points

Key Terms

Review and Discussion Questions

Internet Exercise: Coke Goes Worldwide

Endnotes

In the International Spotlight: Russia

Brief Integrative Case 4.1: IKEA's Global Renovations

Endnotes

**In-Depth Integrative Case 4.1: How Didi Fought Uber in
China and Won; Next, Taking On the World**

Endnotes

**In-Depth Integrative Case 4.2: Chiquita's Global
Turnaround**

Endnotes

Skill-Building and Experiential Exercises

Personal Skill-Building Exercises

1. The Culture Quiz
2. “When in Bogotá ...”
3. The International Cola Alliances
4. Whom to Hire?

In-Class Simulations (available in Connect, connect.mheducation.com)

1. “Frankenfoods” or Rice Bowl for the World: The U.S.-EU Dispute over Trade in Genetically Modified Organisms
2. Cross-Cultural Conflicts in the Corning-Vitro Joint Venture

Glossary

Name and Organization Index

Subject Index



PART ONE

ENVIRONMEN TAL FOUNDATION



Chapter 1

GLOBALIZATION AND INTERNATIONAL LINKAGES

OBJECTIVES OF THE CHAPTER

Globalization is one of the most profound forces in our contemporary economic environment, although support for free trade and open borders is not universal. The practical impact of globalization can be felt on all aspects of society, and effective management of organizations in an increasingly complex global environment is crucial for success. In nearly every country, increasing numbers of large, medium, and even small corporations are engaging in international activities, and a growing percentage of company revenue is derived from overseas markets. Yet, continued economic and political uncertainties in many world regions, the rise of more nationalistic political movements, and continued concerns about the impact of immigration have caused some to question the current system for regulating and overseeing international trade, investments, migration, and financial flows. Nonetheless, international management—the process of applying management concepts and techniques in a multinational environment—continues to retain importance.

Although globalization and international linkages have been part of history for centuries (see the International Management in Action box “Tracing the Roots of Modern Globalization” later in the chapter), the principal focus of this opening chapter is to examine the process of

globalization in the contemporary world. The rapid integration of countries, advances in information technology, and the explosion in electronic communication have created a new, more integrated world and true global competition. Yet, the complexities of doing business in distinct markets persist. Since the environment of international management is all-encompassing, this chapter is mostly concerned with the economic dimensions, while the following two chapters are focused on the political, legal, and technological dimensions and ethical and social dimensions, respectively. The specific objectives of this chapter are

1. **ASSESS** the implications of globalization for countries, industries, firms, and communities.
2. **REVIEW** the major trends in global and regional integration.
3. **EXAMINE** the changing balance of global economic power and trade and investment flows among countries.
4. **ANALYZE** the major economic systems and recent developments among countries that reflect those systems.

The World of International Management

An Interconnected World

On the morning of April 10, 2018, Facebook founder and president Mark Zuckerberg, dressed in a suit and tie rather than his typical gray T-shirt and hoodie, headed to the Hart Senate Office Building in Washington, D.C. Surrounded by intense media coverage, Zuckerberg was facing perhaps the most serious and high-profile crisis in his young company's history: a breach of data privacy for nearly 90 million Facebook users.

The trouble for Facebook began back in March 2018, when it was revealed that Aleksander Kogan, a university research associate, and Cambridge Analytica, a British political consulting firm, had released a third-party Facebook application called “This Is Your Digital Life.” Although the application itself was simply a personality quiz, users of the application unknowingly enabled Cambridge Analytica to collect detailed information from their Facebook profiles. Personal information such as home location, current city, interests, and birthdates was gathered from users of the application, as well as from their Facebook friends. Only a few hundred thousand people actually downloaded the application, yet 87 million people had their personal data compromised. Using the information gathered through the application, Cambridge Analytica was able to profile Facebook users based on personality, age, location, and interests. These users could then be targeted with political advertisements that would be more likely to influence their political opinion.

Even before the Cambridge Analytica scandal was revealed in March 2018, Facebook was already facing serious integrity issues and eroding public trust due to its lack of content control and oversight. The Russian government’s utilization of social media to interfere in the 2016 U.S. presidential election, including the spread of misinformation, went unchecked and unrestricted by Facebook. More than 3,000 advertisements and 80,000 posts, originating from Russian-based operatives and designed to incite political divisions, were posted to the site in the two years prior to the election. Facebook first estimated in October 2017 that up to 10 million users had been targeted by Russian-purchased election advertisements but later confirmed that as many as 125 million U.S. users could have seen posts or advertisements from Russian-based operatives.

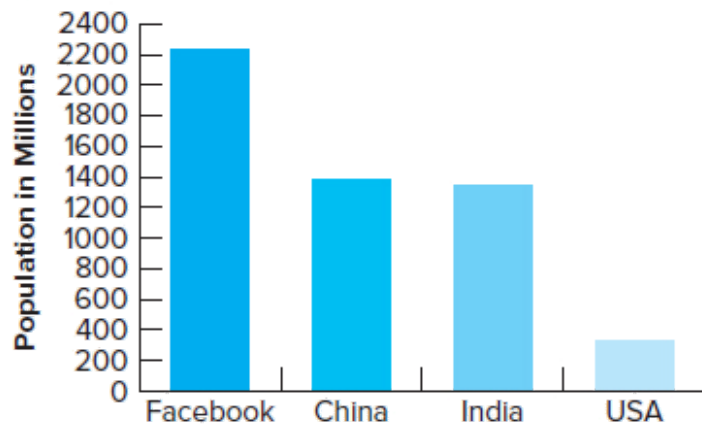
Although Zuckerberg had persevered through numerous crises in Facebook's young history, including a tumultuous initial public offering and a questionable company culture, nothing had quite prepared him for the outrage that he was now facing. Facebook's stock price was in freefall, users were exiting the social network in large numbers, and U.S. senators from both sides of the political aisle wanted answers. At the height of the Cambridge Analytica scandal, Facebook lost nearly US\$134 billion in its market value. As Zuckerberg took his seat before the U.S. Senate's Commerce and Judiciary committees, many wondered: Could Zuckerberg's reputation—and perhaps Facebook as a whole—survive?

Social Media Has Changed How We Connect

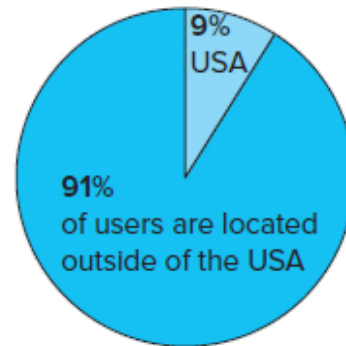
Although Facebook and other social media applications have faced considerable scrutiny in regard to data privacy, one thing is certain: We currently live in a world interconnected and transformed by social media. Through online networking, the way we connect with others has drastically changed. The volume of content being created and shared is staggering, with virtually anyone on the globe only a few clicks away. In fact, the average number of links separating any two random people on Facebook is now only 3.57.¹ Statistics from some of the most used social networking applications underscore how social media has connected people across the globe:

Facebook


If Facebook were a country, it would be the largest.



The vast majority of users are located outside of the USA:



88% of the daily users, access Facebook through their mobile devices.
Globally, the average user has 338 “friends”:



Source: “41 Facebook Stats That Matter to Marketers in 2019.” Hootsuite, November 13, 2018. <https://blog.hootsuite.com/facebook-statistics>. Instagram.

Instagram

- Over 1 billion people create content on Instagram every month.²
- Over 80 percent of Instagram users are from outside the United States.³
- Ninety-five million new photos are uploaded and shared every day.⁴

Snapchat

- Snapchat reached 100 million active members in less than four years—outpacing the growth of Facebook or Instagram.⁵

- By the end of 2018, Snapchat had over 186 million daily users.
- Fifty-eight percent of active daily users are located outside the United States.
- More than 3 billion “snaps” are sent every day, equating to more than 10 billion video views.
- Ninety-four percent of 18- to 24-year-olds in the U.S. are on Snapchat.⁶

Certainly, social networks are a part of many people’s lives. Yet, has the virtual world of social media networks made a permanent impact in the world of international business?

Social Media Has Changed Global Business Strategy

Marriott International, an American-based hotel company, has strategically leveraged social media to improve the customer experience across its many global locations. A key component of this strategy is Marriott’s “M Live” studios, which serve as centralized social media “command centers” for the company. M Live employees, equipped with conference rooms and large shared screens, monitor customers’ posts, comments, and pictures across a variety of social networking platforms in real time.^{7,8}

The M Live strategy has improved the way that Marriott engages its global customer base. With more than 6,500 properties around the globe, creating personalized interactions with guests was nearly impossible before social media. Marriott was dependent on call centers and e-mails to answer questions and complaints.

Communication was slow and generic, often eroding customer patience and resulting in negative feedback. By using social media, however, Marriott representatives at M Live centers are able to engage in instant and meaningful interactions, whether the customer is located in the U.S., the United Arab Emirates, or Uganda. The M Live employees, who are equipped to respond in a variety of languages, can engage with social media posts, interact one-on-one with customers, and monitor conversations from around the globe.⁹

By utilizing social media, Marriott can offer a more personalized service to its customers. An example of this is M Live's use of "geo-tags." Geo-tags, which are often included on public social networking posts, are digital markers that give the physical location of the person uploading a photo or post to a website. These tags give M Live employees the ability to search for posts that were uploaded by customers who are physically located at one of their properties—even if the customer does not tag Marriott in his or her post—and to interact with that guest in a positive way. For example, if a pair of customers post a photo of themselves celebrating a first wedding anniversary at a Marriott hotel in Orlando, the M Live command center can find that post through the geo-tag in real time, call the local hotel's concierge, and have a bottle of champagne sent to the couple's room.¹⁰

By 2018, Marriott had opened its fourth M Live location and now has command centers in London, Hong Kong, and the United States, covering the European, North and South American, and Asian markets. Social media will continue to be a valuable tool for Marriott as the company expands to new locations in the developing regions of the world, creating positive customer experiences that help build the brand's reputation.^{11,12,13}

Social Media Has Impacted International Diplomacy

World leaders have turned to social media as a way to express opinions and gauge public support. According to a 2018 study, 97 percent of all governments have an official Twitter presence, 93 percent maintain a Facebook account, and 81 percent utilize Instagram. Additionally, over 900 government ministers and 1,400 ambassadors maintain individual Twitter accounts. Citizens in most countries can now directly access their governments through these social networks. For example, the Dutch government responds to policy comments and questions for 12 hours a day, every weekday, through Twitter. The Nepalese government's "Hello Government" Twitter account focuses on replying to questions from citizens, and more than 85 percent of Rwandan President Paul Kagame's tweets are replies to other users.¹⁴

Open dialogue between world leaders is also becoming commonplace on social media platforms. The international reaction to the United States' withdrawal from the Paris Climate Agreement in 2017 provides a good example. Various global leaders used Twitter to openly urge U.S. President Trump to reconsider his decision. Fiji Prime Minister Frank Bainimarama tagged President Trump's personal Twitter account to ask him "not to abandon the Paris Agreement," and the prime ministers of the Nordic countries used Twitter to appeal to President Trump "to show global leadership." French President Emmanuel Macron called on President Trump to "Make Our Planet Great Again," and the French Foreign Ministry tagged Ivanka Trump (President Trump's daughter and adviser) in a tweet asking her to change her father's mind.¹⁵

The United Nations (U.N.) has increasingly embraced social media as a tool to enhance diplomacy and understanding worldwide. The U.N. maintains official accounts on Twitter, YouTube, Flickr, Pinterest, Tumblr, Instagram, Snapchat, and LinkedIn, and, as of 2019, boasts over 4 million followers on its primary Facebook page. As part of its 2018 United Nations Climate Change Conference, the U.N. utilized various social media platforms to spread information regarding gender inequity and the U.N.'s sustainable development goals worldwide. The hashtag “#COP24” was used to link activities across various networks, while YouTube and Facebook served as primary platforms for disseminating information and videos to its global audience (refer to [Chapter 3](#), [Table 3-4](#), for a further discussion of the U.N.'s sustainable development goals).¹⁶

Social media networks have accelerated technological integration among the nations of the world. People across the globe are now linked more closely than ever before. This social phenomenon has implications for businesses, as corporations can now leverage networks such as Facebook to achieve greater success. Understanding the global impact of social media is key to understanding our global society.

Despite the challenges and privacy concerns that social networking platforms face, such as Facebook's Cambridge Analytica scandal, discussed in the beginning of this section, social media has transformed the world in which we live. The pace of interconnectivity across the globe continues to increase with the new communication tools that social networking provides. Social media has altered the way that we interact with each other, and businesses, like Marriott, have gained advantages by leveraging online networks. In this chapter, we examine the globalization phenomenon, the growing integration

among countries and regions, the changing balance of global economic power, and examples of different economic systems. As you read this chapter, keep in mind that although there are periodic setbacks, globalization continues to move at a rapid pace and that all nations, including the United States, as well as individual companies and their managers will have to keep a close watch on the current environment if they hope to be competitive in the years ahead.

■ Introduction

Management is the process of completing activities with and through other people. **International management** is the process of applying management concepts and techniques in a multinational environment and adapting management practices to different economic, political, and cultural contexts. Many managers practice some level of international management in Page 5 today's increasingly diverse organizations. International management is distinct from other forms of management in that knowledge and insights about global issues and specific cultures are a requisite for success. Today more firms than ever are earning some of their revenue from international operations, even nascent organizations, as illustrated in the chapter opening World of International Management.

management

The process of completing activities efficiently and effectively with and through other people.

international management

The process of applying management concepts and techniques in a multinational environment and adapting management practices to different economic, political, and cultural environments.

Many of these companies are multinational corporations (MNCs). An [MNC](#) is a firm that has operations in more than one country, international sales, and a mix of nationalities among managers and owners. In recent years such well-known American MNCs as Apple, Oracle, Coca-Cola, Ford Motor Company, ExxonMobil, Caterpillar, Walmart, Microsoft, and Google have all earned more annual revenue in the international arena than they have in the United States. In addition, MNCs from developing economies, such as India, Brazil, and China, are providing formidable competition to their North American, European, and Japanese counterparts. Names like Cemex, Embraer, Haier, Lenovo, LG Electronics, Huawei, Telefonica, Santander, Reliance, Samsung, Li & Fung, Airtel, Tata, and Infosys are becoming well-known global brands. [Table 1-1](#) lists the world's top nonfinancial companies ranked by foreign assets through 2017.

MNC

A firm having operations in more than one country, international sales, and a nationality mix of managers and owners.

Table 1-1

The World's Top Nonfinancial MNCs, Ranked by Foreign Assets, 2017

(in millions of dollars)

Rank	Company Name	Home Economy	Foreign Assets	Total Assets	Foreign Sales	Total Sales
1	Royal Dutch/Shell Plc	United Kingdom	\$344,210	\$407,097	\$204,570	\$305,179
2	Toyota Motor Corporation	Japan	302,788	472,625	181,358	265,008
3	Total SA	France	234,993	242,576	109,164	140,124
4	British Petroleum Company Plc	United Kingdom	220,380	276,620	152,525	228,794
5	Volkswagen Group	Germany	219,917	506,348	210,089	260,070
6	Softbank Corp	Japan	214,863	292,928	42,148	82,614
7	Exxon Mobil Corporation	United States	203,626	348,691	155,083	237,162
8	British American Tobacco Plc	United Kingdom	189,214	190,643	25,844	26,116
9	General Electric Co	United Kingdom	186,586	377,945	75,796	122,093
10	Chevron Corporation	United States	183,643	253,806	77,101	134,779

Source: "World Investment Report 2018," United Nations Conference on Trade and Development, 2018.

Globalization, coupled with the rise of emerging market MNCs, has brought prosperity to many previously underdeveloped parts of the world. This is especially true in China, where luxury items, like automobiles, have become increasingly attainable. In 2005, automobile sales in China totaled only 5.8 million units, representing less than 9 percent of global sales, while automobile sales in the United States exceeded 17.4 million units. Just 13 years later, in 2018, over 28 million automobile units were sold in China, accounting for over a quarter of global sales and far surpassing the 17 million units sold in the U.S.¹⁷ Moreover, a number of emerging market auto companies are becoming global players through their exporting, foreign investment, and international acquisitions, including the purchase of Volvo by Chinese automaker Geely and Tata's acquisition of Jaguar Land Rover.

Procter & Gamble (P&G), an American consumer products MNC headquartered in Cincinnati, Ohio, has invested heavily in its Singapore operations over the last 10 years. P&G's Singapore Innovation Center (SgIC) functions as the primary research and development center for the company's hair, skin, and home care products. Initially costing US\$185 million, the SgIC employs more than 500 engineers and scientists, focuses on more than 18 different fields of study, and has successfully introduced several major products into the global marketplace. Inspired by the success of the SgIC, P&G invested a further US\$100 million in 2017 to establish the P&G Singapore E-Center, a digital innovation hub that focuses on improving the supply chain and end-to-end logistics of the company. The Asian market, with nearly 2 billion customers and 25 different brands, is particularly important for P&G's future growth plans.^{18,19,20}

In the last few years, Africa's emerging markets have benefited Page 6 from significant investments made by technology-focused MNCs. Google A.I.,

a division of Google that specializes in developing artificial intelligence technology, announced the opening of a major research center in Accra, Ghana, in 2018. The new center, which focuses on developing Artificial Intelligence (A.I.) tools for the health care, education, and agriculture sectors, aims to employ highly educated engineers and researchers from local universities.²¹ In late 2017, Facebook, which has close to 200 million users in Africa, announced plans to open a technology-based incubator space for start-ups in Lagos, Nigeria, called Ng Hub. As of September 2019, phase one of the project had been launched and the initial 12 entrepreneurs had been selected for occupancy and support in the Hub.²² The primary goal of the project is to provide education and tools to underfunded entrepreneurs, which will enable the start-ups to grow and attract investment from around the globe. In addition to the incubator space, Facebook committed to providing technology-based training to over 50,000 Nigerians.²³

MNCs continue to turn to India when expanding their consulting, IT, and other service-based offerings. Accenture, an American professional services firm, employs 150,000 people in India, constituting more than a third of its global workforce. In fact, 85 percent of the 469,000 Accenture employees worldwide are now located outside the United States.²⁴ Accenture's Indian operations, with highly specialized knowledge in artificial intelligence, blockchain technology, and machine learning, are increasingly driving innovation for the company.²⁵ With offices in 200 cities across 52 countries, Accenture has focused on providing services for both developed and growing markets.²⁶ In 2017, Accenture drew 46 percent of its revenue from outsourcing.²⁷

These trends reflect the reality that firms are finding they must develop international management expertise, especially expertise relevant to the increasingly important developing and emerging markets of the world. Managers from today's MNCs must learn to work effectively with those from

many different countries. Moreover, more and more small and medium-sized businesses will find that they are being affected by internationalization. Many of these companies will be doing business abroad, and those that do not will find themselves doing business with MNCs operating locally. And increasingly, the MNCs are coming from the developing world as previously domestic-oriented companies from countries like China and India expand abroad through acquisitions or other means. [Table 1-2](#) lists the world's top nonfinancial companies from developing countries ranked by foreign assets in 2016.

Table 1-2
The World's Top Nonfinancial TNCs from Developing and Transitioning Economies, Ranked by Foreign Assets, 2016
 (in millions of dollars)

Rank	Company Name	Home Economy	Foreign Assets	Total Assets	Foreign Sales	Total Sales
1	CK Hutchison Holdings Limited	Hong Kong/China	\$110,515	\$130,677	\$ 26,050	\$ 33,474
2	China COSCO Shipping Corp Ltd	China	73,362	94,762	19,561	29,743
3	Hon Hai Precision Industries	Taiwan	70,797	79,991	134,170	135,177
4	China National Offshore Oil	China	64,686	166,715	17,261	65,881
5	Samsung Electronics Co., Ltd.	South Korea	63,704	217,714	114,510	173,949
6	Broadcom Limited	Singapore	48,413	49,966	12,990	13,240
7	HNA Group Co Ltd	China	47,530	144,000	44,064	86,400
8	Petronas—Petroleum Nasional Bhd	Malaysia	39,341	134,483	34,574	49,446
9	Vale SA	Brazil	37,413	99,157	25,123	27,161
10	América Móvil SAB de CV	Mexico	37,158	73,352	42,188	52,202

Source: "World Investment Report 2018." United Nations Conference on Trade and Development, 2018.

■ Globalization and Internationalization Page 7

International business is not a new phenomenon; however, the volume of international trade has increased dramatically over the last two decades. Today, every nation and an increasing number of companies buy and sell

goods in the international marketplace. A number of developments around the world have helped fuel this activity.

Globalization, Antiglobalization, and Global Pressures for Change

Globalization can be defined as the process of social, political, economic, cultural, and technological integration among countries around the world. Globalization is distinct from internationalization in that internationalization is the process of a business crossing national and cultural borders, while globalization is the vision of creating one world unit, a single market entity. Evidence of globalization can be seen in increased levels of trade, capital flows, and migration. Globalization has been facilitated by technological advances in transnational communications, transport, and travel. Thomas Friedman, in his book *The World Is Flat*, identified 10 “flatteners” that have hastened the globalization trend, including the fall of the Berlin Wall, **offshoring**, and **outsourcing**, which have combined to dramatically intensify the effects of increasing global linkages.²⁸ Hence, in recent years, globalization has accelerated, creating both opportunities and challenges to global business and international management.

globalization

The process of social, political, economic, cultural, and technological integration among countries around the world.

offshoring

The process by which companies undertake some activities at offshore locations instead of in their countries of origin.

outsourcing

The subcontracting, or contracting out, of activities to endogenous organizations that had previously been performed by the firm.

On the positive side, global trade and investment continue to grow, bringing wealth, jobs, and technology to many regions around the world. While some emerging countries have not benefited from globalization and integration, the emergence of MNCs from developing countries reflects the increasing inclusion of all regions of the world in the benefits of globalization. Yet, as the pace of global integration quickens, so have the cries against globalization and the emergence of new concerns over mounting global pressures.²⁹ These pressures can be seen in protests at the meetings of the World Trade Organization (WTO), International Monetary Fund (IMF), and other global bodies and in the growing calls by developing countries to make the global trading system more responsive to their economic and social needs. These groups are especially concerned about rising inequities between incomes, and nongovernmental organizations (NGOs) have become more active in expressing concerns about the potential shortcomings of economic globalization.³⁰ In addition, an increasing number of candidates in various election campaigns around the world have criticized globalization, including the migration of people, as a contributing factor leading to lost jobs at home and general economic insecurity. The perceived negative effects from globalization on the U.S. manufacturing industry was a major issue in the 2016 U.S. presidential election. According to some analysts, the antiglobalization sentiment may have ultimately swayed the vote in several key states to then-candidate Donald Trump. It is important to remember that even though globalization does contribute to changes in industry and manufacturing, as well as the loss of some jobs, these problems are typically the result of a range of factors, of which globalization is just one.

Who benefits from globalization? Proponents believe that everyone benefits from globalization, as evidenced in lower prices, greater availability of goods, better jobs, and access to technology. Theoretically, individuals in established markets will strive for better education and training to be prepared for future positions, while citizens in emerging markets and underdeveloped countries will reap the benefits of large amounts of capital flowing into those countries, which will stimulate growth and development. Critics disagree, noting that the high number of jobs moving abroad as a result of the offshoring of business services jobs to lower-wage countries does not inherently create greater opportunities at home and that the main winners of globalization are the company executives. Proponents claim that job losses are a natural consequence of economic and technological change and that offshoring actually improves the competitiveness of American companies and increases the size of the overall economic pie.³¹ Critics point out that growing trade deficits and slow wage growth are damaging economies and that Page 8 globalization may be moving too fast for some emerging markets, which could result in economic collapse. Moreover, critics argue that when production moves to countries to take advantage of lower labor costs or less regulated environments, it creates a “race to the bottom” in which companies and countries place downward pressure on wages and working conditions.³²

International Management in Action

Tracing the Roots of Modern Globalization

Globalization is often presented as a new phenomenon associated with the post–World War II period. In fact,

globalization is not new. Rather, its roots extend back to ancient times. Globalization emerged from long-standing patterns of transcontinental trade that developed over many centuries. The act of barter is the forerunner of modern international trade. During different periods of time, nearly every civilization contributed to the expansion of trade.

Middle Eastern Intercontinental Trade

In ancient Egypt, the King's Highway, or Royal Road, stretched across the Sinai into Jordan and Syria and into the Euphrates Valley. These early merchants practiced their trade following one of the earliest codes of commercial integrity: *Do not move the scales, do not change the weights, and do not diminish parts of the bushel.* Land bridges later extended to the Phoenicians, the first middlemen of global trade. Over 2,000 years ago, traders in silk and other rare valued goods moved east out of the Nile basin to Baghdad and Kashmir and linked the ancient empires of China, India, Persia, and Rome. At its height, the Silk Road extended over 4,000 miles, providing a transcontinental conduit for the dissemination of art, religion, technology, ideas, and culture. Commercial caravans crossing land routes in Arabian areas were forced to pay tribute—a forerunner of custom duties—to those who controlled such territories. In his youth, the Prophet Muhammad traveled with traders, and prior to his religious enlightenment the founder of Islam himself was a trader. Accordingly, the Qur'an instructs followers to respect private property, business agreements, and trade.

Trans-Saharan Cross-Continental Trade

Early tribes inhabiting the triad cities of Mauritania, in ancient West Africa below the Sahara, embraced caravan trade with the Berbers of North Africa. Gold from the sub-Saharan area was exchanged for something even more prized—salt, a precious substance needed for retaining body moisture, preserving meat, and flavoring food. Single caravans, stretching 5 miles and including nearly 2,500 camels, earned their reputation as ships of the desert as they ferried gold powder, slaves, ivory, animal hides, and ostrich feathers to the northeast and returned with salt, wool, gunpowder, porcelain pottery, silk, dates, millet, wheat, and barley from the east.

China as an Ancient Global Trading Initiator

In 1421, a fleet of over 3,750 vessels set sail from China to cultivate trade around the world for the emperor. The voyage reflected the emperor's desire to collect tribute in exchange for trading privileges with China and China's protection. The Chinese, like modern-day multinationals, sought to extend their economic reach while recognizing principles of economic equity and fair trade. In the course of their global trading, the Chinese introduced uniform container measurements to enable merchants to transact business using common weight and dimension measurement systems. Like the early Egyptians and later the Romans, they used coinage as an intermediary form of value exchange or specie, thus eliminating complicated barter transactions.

European Trade Imperative

The concept of the alphabet came to the Greeks via trade with the Phoenicians. During the time of Alexander the Great, transcontinental trade was extended into Afghanistan and India. With the rise of the Roman Empire, global trade routes stretched from the Middle East through central Europe, through Gaul, and across the English Channel. In 1215, King John of England signed the Magna Carta, which stressed the importance of cross-border trade. By the time of Marco Polo's writing of *The Description of the World* at the end of the 13th century, the Silk Road from China to the city-states of Italy was a well-traveled commercial highway. His tales, chronicled journeys with his merchant uncles, gave Europeans a taste for the exotic, further stimulating the consumer appetite that propelled trade and globalization. Around 1340, Francesco Balducci Pegolotti, a Florentine mercantile agent, authored *Practica Della Mercatura (Practice of Marketing)*, the first widely distributed reference on international business and a precursor to today's textbooks. The search for trading routes contributed to the Age of Discovery and encouraged Christopher Columbus to sail west in 1492.

Globalization in U.S. History

The Declaration of Independence, which set out grievances against the English crown, upon which a new nation was founded, cites the desire to "establish Commerce" as a chief rationale for establishing an independent state. The king of England was admonished "for cutting off our trade with all

parts of the world” in one of the earliest antiprotectionist free trade statements from the New World.

Globalization, begun as trade between and across territorial borders in ancient times, was historically and is even today the key driver of world economic development. The first paths in the creation of civilization were made in the footsteps of trade. In fact, the word meaning “footsteps” in the old Anglo-Saxon language is *trada*, from which the modern English word *trade* is derived. Contemporary globalization is a new branch of a very old tree whose roots were planted in antiquity.

Sources: Thomas Cahill, *Sailing the Wine Dark Sea: Why Greeks Matter* (New York: Doubleday, 2003), 10, 56–57; Charles W. L. Hill, *International Business*, 4th ed. (New York: McGraw-Hill Irwin, 2003), 100; Gavin Menzies, *1421: The Year China Discovered America* (New York: William Morrow/HarperCollins, 2003), 26–27; Milton Viorst, *The Great Documents of Western Civilization* (New York: Barnes & Noble Books, 1994), 115 (Magna Carta), 168 (Declaration of Independence).

India is one country at the center of the globalization debate. As Page 9 noted previously, India has been the beneficiary of significant foreign investment, especially in services such as software and information technology (IT). India’s public debt has declined to about 65 percent of GDP over the last 10 years, increasing macroeconomic stability and lowering its vulnerability to external risks. Additionally, India continues to outpace China as the fastest growing large economy, with GDP expanding by over 7 percent in 2018.³³ Despite this growth, infrastructure challenges still remain. Limited

clean water, power, paved roadways, and modern bridges have made it increasingly difficult for companies to expand. There have even been instances of substantial losses for companies using India as an offshore base, as occurred when several automakers, including Ford, Hyundai, Renault-Nissan, and Daimler, experienced the destruction of inventory and a week-long production stoppage due to flooding in southern India.³⁴ It is possible that India will follow in China's footsteps and continue rapid growth in incomes and wealth; however, it is also possible that the challenges India faces are greater than the country's capacity to respond to them. See In the International Spotlight at the end of this chapter for additional insights into India.

This example illustrates just one of the ways in which globalization has raised particular concerns over environmental and social impacts. According to antiglobalization activists, if corporations are free to locate anywhere in the world, the world's poorest countries will relax or eliminate environmental standards and social services in order to attract first-world investment and the jobs and wealth that come with it. Proponents of globalization contend that even within the developing world, it is protectionist policies, not trade and investment liberalization, that result in environmental and social damage. They believe globalization will force higher-polluting countries such as China and Russia into an integrated global community that takes responsible measures to protect the environment. However, given the significant changes required in many developing nations to support globalization, such as better infrastructure, greater educational opportunities, and other improvements, most supporters concede that there may be some short-term disruptions. Over the long term, globalization supporters believe industrialization will create wealth that will enable new industries to employ more modern, environmentally friendly technology. We discuss the social and environmental aspects of globalization in more detail in [Chapter 3](#).

These contending perspectives are unlikely to be resolved anytime soon. Instead, a vigorous debate among countries, MNCs, and civil society will likely continue and affect the context in which firms do business internationally. Business firms operating around the world must be sensitive to different perspectives on the costs and benefits of globalization and adapt and adjust their strategies and approaches to these differences.

Global and Regional Integration

One important dimension of globalization is the increasing economic integration among countries brought about by the negotiation and implementation of trade and investment agreements. Here we provide a brief overview of some of the major developments in global and regional integration.

Over the past six decades, succeeding rounds of global trade negotiations have resulted in dramatically reduced tariff and nontariff barriers among countries. [Table 1-3](#) shows the history of these negotiation rounds, their primary focus, and the number of countries involved. These efforts reached their crest in 1994 with the conclusion of the Uruguay Round of multilateral trade negotiations under the General Agreement on Tariffs and Trade (GATT) and the creation of the [World Trade Organization \(WTO\)](#) to oversee the conduct of trade around the world. The WTO is the global organization of countries that oversees rules and regulations for Page 10 international trade and investment, including agriculture, intellectual property, services, competition, and subsidies. However, in the 25 years since the Uruguay Round, the momentum of global trade agreements has slowed. Trade talks at WTO Ministerial Conference in Seattle in 1999 were postponed after protesters disrupted meetings and trade representatives from developed and developing countries were unable to agree on an agenda. In

November 2001, the members of the WTO successfully launched a new round of negotiations at Doha, Qatar, to be known as the “Development Round,” reflecting the recognition by members that trade agreements needed to explicitly consider the needs of and impact on developing countries.³⁵ However, after a lack of consensus among WTO members regarding agricultural subsidies and the issues of competition and government procurement, progress again slowed. At the most recent meeting, held in Geneva in July 2008, disagreements among the U.S., China, and India over access to agricultural imports from developing countries resulted in an impasse after nine days of discussions.³⁶ Although there have been attempts to restart the negotiations, they have remained stalled, especially in light of rising protectionism.³⁷

World Trade Organization (WTO)
The global organization of countries that oversees rules and regulations for international trade and investment.

Table 1-3
Completed Rounds of the Negotiations under the GATT and WTO

--

Year	Place (name)	Subjects Covered	Countries
1947	Geneva	Tariffs	23
1949	Annecy	Tariffs	13
1951	Torquay	Tariffs	38
1956	Geneva	Tariffs	26
1960–1961	Geneva (Dillon Round)	Tariffs	26
1964–1967	Geneva (Kennedy Round)	Tariffs and antidumping measures	62
1973–1979	Geneva (Tokyo Round)	Tariffs, nontariff measures, “framework” agreements	102
1986–1994	Geneva (Uruguay Round)	Tariffs, nontariff measures, services, intellectual property, dispute settlement, textiles, agriculture, creation of WTO	123

Source: *Understanding the WTO*.

A Closer Look

Outsourcing and Offshoring

The concepts of outsourcing and offshoring are not new, but these practices are growing at an extreme rate. *Offshoring* refers to the process by which companies undertake some activities at offshore locations instead of in their countries of origin. *Outsourcing* is the subcontracting or contracting out of activities to external organizations that had previously been performed within the firm and is a wholly different phenomenon. Often the two combine to create “offshore outsourcing.” Offshoring began with manufacturing operations. Globalization jump-started the extension of offshore outsourcing of services, including call centers, R&D,

information services, and even legal work. American Express, GE, Sony, and Netflix have all used attorneys from Pangea3, a Mumbai-based legal firm, to review documents and draft contracts. These companies benefit from the lower costs and higher efficiency that companies like Pangea3 can provide compared to domestic legal firms. This is a risky venture, as legal practices are not the same across countries, and the documents may be too sensitive to rely on assembly-line lawyers. It also raises the question as to whether or not there are limitations to offshore outsourcing. Many companies, including Deutsche Bank, spread offshore outsourcing opportunities across multiple countries such as India and Russia for economic or political reasons. The advantages, concerns, and issues with offshoring span a variety of subjects. Throughout the text we will revisit the idea of offshore outsourcing as it is relevant. Here in [Chapter 1](#) we see how skeptics of globalization wonder if there are benefits to offshore outsourcing, while in [Chapter 2](#) we see how these are related to technology, and finally in [Chapter 14](#) we see how offshore practices affect human resource management and the global distribution of work.

Sources: Pete Engardio and Assif Shameen, "Let's Offshore the Lawyers," *BusinessWeek*, September 18, 2006, 42; Tony Hallett and Andy McCue, "Why Deutsche Bank Spreads Its Outsourcing," *BusinessWeek*, March 15, 2007; "Offshoring Your Lawyer," *The Economist*, December 16, 2010, <http://www.economist.com/node/17733545>.

Partly as a result of the slow progress in multilateral trade Page 11 negotiations, the U.S. and many other countries have pursued bilateral and regional trade agreements. In 1994, the United States, Canada, and Mexico enacted the [North American Free Trade Agreement \(NAFTA\)](#), which, removed most barriers to trade among these countries and created the world's largest free trade zone. A number of economic developments occurred because of this agreement, which was designed to promote commerce in the region. Some of the more important developments include (1) the elimination of tariffs as well as import and export quotas; (2) the opening of government procurement markets to companies in the other two nations; (3) an increase in the opportunity to make investments in each other's country; (4) an increase in the ease of travel between countries; and (5) the removal of restrictions on agricultural products, auto parts, and energy goods. In the more than 25 years since NAFTA was first implemented, trade between its member countries has quadrupled. Despite the successes, NAFTA, like other free trade agreements, was not immune from some criticism. In recent years, disruptions caused to specific industries, including the shifting of manufacturing jobs from the United States to Mexico, the continued tariffs on dairy exports to Canada, and the inability of Mexican farmers to compete with subsidized U.S. farmers, resulted in discussions to revise the deal. In 2018, the original NAFTA countries agreed to a renegotiated trade agreement, called the [United States–Mexico–Canada Agreement \(USMCA\)](#), which is expected to replace NAFTA following its ratification by each country. USMCA maintains the key provisions of the original trade agreement while enacting minor changes aimed at protecting intellectual property rights, altering car manufacturing regulations to encourage more North American manufacturing, and opening the Canadian market to tariff-free dairy imports from the United States.

North American Free Trade Agreement (NAFTA)

A free trade agreement among the United States, Canada, and Mexico that removed most barriers to trade and investment. It was renegotiated and replaced by the United States–

Mexico–Canada Agreement (USMCA), signed in 2018.

Other regional and bilateral trade agreements, including the 2003 U.S.–Singapore Free Trade Agreement and the 2004 U.S.–Dominican Republic–Central American Free Trade Agreement (CAFTA-DR), were negotiated in the same spirit as NAFTA/USMCA. The CAFTA-DR export zone, which was implemented on a rolling basis between 2006 and 2009, is the United States’ second largest free trade zone in Latin America after Mexico. In 2017, two-way trade totaled more than US\$54 million.³⁸

Agreements like NAFTA/USMCA and CAFTA-DR not only reduce barriers to trade but also require additional domestic legal and business reforms in developing nations to protect property rights. Most of these agreements now include supplemental commitments on labor and the environment to encourage countries to upgrade their working conditions and environmental protections, although some critics believe the agreements do not go far enough in ensuring worker rights and environmental standards. Partly due to the stalled progress with the WTO and FTAA, the United States has pursued bilateral trade agreements with a range of countries, including Australia, Bahrain, Chile, Colombia, Israel, Jordan, Malaysia, Morocco, Oman, Panama, Peru, and South Korea.³⁹

Economic activity in Latin America continues to be volatile. Despite the continuing political and economic setbacks these countries periodically experience, economic and export growth continues in Brazil, Chile, and Mexico. In addition, while outside MNCs continually target this geographic

area, there also is a great deal of cross-border investment among Latin American countries. Regional trade agreements are helping in this cross-border process, including the NAFTA/USMCA and CAFTA-DR agreements, presenting new opportunities for bolstering trade, investment, services, and working conditions in the region. Within South America, free trade is further promoted through two major regional trading blocs. Mercosur, a customs union, links the economies of Argentina, Brazil, Paraguay, Uruguay, and Venezuela (though Venezuela has been suspended since 2016 due to human rights concerns). Additionally, the Andean Community, a subregional Page 12 free trade compact, was designed to promote economic and social integration and cooperation among Bolivia, Colombia, Ecuador, and Peru.

The [European Union \(EU\)](#) has made significant progress over the past two decades in becoming a unified market despite some challenges. In the early 2000s, the EU consisted of 15 nations: Austria, Belgium, Denmark, Finland, France, Germany (see In the International Spotlight at the end of [Chapter 13](#)), the United Kingdom, Greece, the Netherlands, Ireland, Italy, Luxembourg, Portugal, Spain, and Sweden. In May 2004, 10 additional countries, primarily located in Central and Eastern Europe, joined the EU: Cyprus, the Czech Republic, Estonia, Hungary, Latvia, Lithuania, Malta, Poland, Slovakia, and Slovenia. In January 2007, Romania and Bulgaria acceded to the EU, and in July 2013, Croatia became the newest and 28th member of the EU. Not only have most trade barriers between the member nations been removed, but a subset of 19 European countries have adopted a unified currency called the euro. As a result, it is now possible for customers to compare prices between most countries and for business firms to lower their costs by conducting business in one uniform currency. With access to the entire pan-European market, large MNCs can now achieve the operational scale and scope necessary to reduce costs and increase efficiencies. Even though long-standing cultural differences remain, and the EU has recently

experienced some substantial challenges, including the planned exit of the United Kingdom (coined “Brexit”), the EU remains more integrated as a single market than NAFTA/USMCA, CAFTA-DR, or the allied Asian countries. With many additional countries interested in joining the EU, including Albania, Serbia, Montenegro, Macedonia, Bosnia and Herzegovina, and Turkey (although relationship between the EU and Turkey have been on a downward trajectory - see below), the resulting pan-European market is one that no major MNC can afford to ignore (see [Figure 1-1](#)). Moreover, the Transatlantic Trade and Investment Partnership (T-TIP), a proposed trade agreement between the European Union and the United States, could further bolster trade and multilateral economic growth in Europe and North America.⁴⁰

European Union (EU)

A political and economic community consisting of 28 member states.

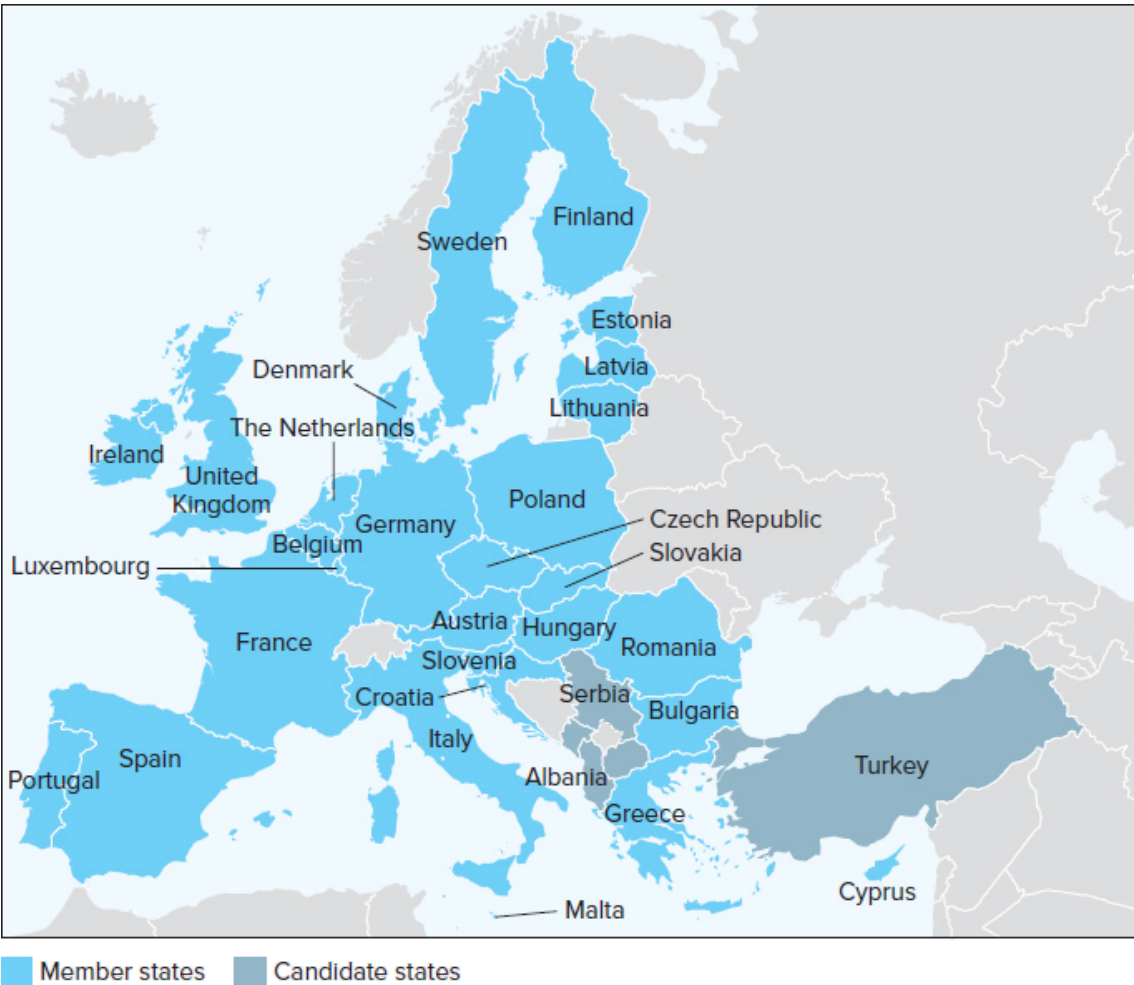


Figure 1-1
European Member States and Candidates, 2019

Source: Original graphic by Professor Jonathan Doh.

Although Japan has experienced economic problems since the Page 13 early 1990s, it continues to be one of the primary economic forces in the Pacific Rim (see In the International Spotlight at the end of [Chapter 11](#)). Japanese MNCs want to take advantage of the huge, underdeveloped Asian markets. At the same time, China, already the largest economic force in the region, continues to experience steady growth. China is on pace to surpass the United States as the largest economy in the world, in terms of nominal GDP, as early as 2030.⁴¹ As a region, Asia continues to expand more rapidly than the rest of the world. The Philippines, Cambodia, Laos, and Myanmar are

expected to average GDP growth rates in excess of 6 percent over the next several years, and Vietnam, with high amounts of foreign investment, low inflation, and a developed manufacturing sector, has emerged as a global exporter.^{42,43} The Association of Southeast Asian Nations (ASEAN), made up of Indonesia, Malaysia, the Philippines, Singapore, Brunei, Thailand, Cambodia, Laos, Myanmar, and Vietnam, is advancing trade and economic integration and now poses challenges to China as a region of relatively low-cost production and export. In addition, under the [Comprehensive and Progressive Agreement for Trans-Pacific Partnership \(CPTPP\)](#), Asian-facing countries have negotiated an ambitious, next-generation, Asia-Pacific trade agreement. The CPTPP group represents roughly 13 percent of the global economy, consisting of Australia, Brunei, Canada, Chile, Japan, Malaysia, Mexico, New Zealand, Peru, Singapore, and Vietnam. Interestingly, the CPTPP is actually the second attempt at a major Pacific Rim trade deal; a nearly identical agreement, called the Trans-Pacific Partnership (TPP), was originally signed by these 11 countries plus the United States in 2016. However, the TPP was never fully ratified due to the withdrawal of the United States from the deal following Donald Trump's election. On March 8, 2018, representatives of the remaining 11 Pacific Rim countries, minus the United States, signed the reworked CPTPP deal. Following official ratification by six countries, the CPTPP went into effect on December 30, 2018. Full ratification by the remaining countries' legislative bodies is expected to take up to two years to complete.⁴⁴

Comprehensive and Progressive Agreement for Trans-Pacific Partnership (CPTPP)

A trade agreement among 11 Pacific Rim countries, including Australia, Brunei, Canada, Chile, Japan, Malaysia, Mexico, New Zealand, Peru, Singapore, and Vietnam.

Central and Eastern Europe, Russia (see In the International Spotlight at the end of [Chapter 14](#)), and the other republics of the former Soviet Union are still trying to make stable transitions to market economies. Although the Czech Republic, Slovenia, Poland, and Hungary have accelerated this process through their accession to the EU, others (the Balkan countries, Russia, and the other republics of the former Soviet Union) still have a long way to go. However, all remain a target for MNCs looking for expansion opportunities. For example, after the fall of the Berlin Wall in 1989, Coca-Cola quickly began to sever its relationship with most of the state-run bottling companies in the former communist-bloc countries. The soft drink giant began investing heavily to import its own manufacturing, distribution, and marketing techniques. More than 30 years later, Coca-Cola has pumped billions into Central and Eastern Europe—and this investment has paid off. Its business in Central and Eastern Europe has expanded at twice the rate of its other foreign operations.

These are specific, geographic examples of emerging internationalism. Equally important to this new climate of globalization, however, are broader trends that reflect the emergence of developing countries as major players in global economic power and influence.

Changing Global Demographics

The collective world population is aging. In 2016, for the first time since the end of the second World War, the global working-age population declined. By 2050, the *Wall Street Journal* projects, the working-age population will have contracted by nearly 5 percent worldwide. These demographic changes will have significant effects on the global economy.⁴⁵

Multiple factors are contributing to an aging global population. Due to improvements in the technology and health care sectors, people are now

living longer in both developed and developing countries. The percentage of people over the age of 65, which grew from 5 percent in 1960 to 9 percent in 2018, is expected to nearly double to 16 percent by 2050.⁴⁶ Global life expectancy, which increased from 48 years in 1950 to 72 years in 2016, will continue to increase steadily over the next several decades.^{47,48} As

Page 14

 more people are living longer, they are spending more time in retirement. People are also having fewer children. In the last 70 years, the global fertility rate was cut in half—from 5 children per woman in 1950 to 2.4 children per woman in 2018.^{49,50}

Though these demographic changes are projected to occur globally, the most dramatic impact will be seen in the developed nations. Western Europe, which has seen stagnant economic and population growth for the last decade, will face some of the sharpest constrictions of the workforce population. In Germany and Italy, the working-age population will shrink by over 20 percent by 2050. Developed Asian nations, with some of the longest life expectancies, will not be able to repopulate quickly enough to replace the retiring, aging population. In Japan, the number of nonworkers will be nearly equal to that of workers by 2050. Both Japan and South Korea will face a loss of over 25 percent of their working-class population.⁵¹

Even some developing countries will face large challenges. Due to years of a one-child policy, and rapidly rising incomes, which are almost always accompanied by lower birth rates, China faces an unbalanced population pyramid. It is estimated that China will see a 20 percent decline in its working-class population by 2050, as middle-aged workers begin to retire and are replaced by fewer workers. With a lower GDP per capita than Germany, Japan, and other developed nations, Chinese workers will face additional pressure to support the nonworking population.⁵²

The increase in the size of the elderly population affects more than just the proportion of workers to nonworkers. The amount of spending on health

care-related services will continue to increase rapidly, while the demand for goods such as cars and computers will decline. While younger populations spend income on housing and other capitably financed purchases, elderly populations spend money on health care services.⁵³

Although the full impact of these demographic changes will not be known for several years, strategies such as easing the immigration process for workers from developing to developed nations, incentivizing citizens in developed nations to have more children, and encouraging workers to delay retirement could help offset the problems associated with an aging global population.⁵⁴

The Shifting Balance of Economic Power in the Global Economy

Economic integration and the rapid growth of emerging markets are creating a shifting international economic landscape. Specifically, the developing and emerging countries of the world are now predicted to occupy increasingly dominant roles in the global economic system. Various economists have studied the potential growth of these rapidly expanding economies.

For nearly 20 years, the emerging markets of Brazil, Russia, India, and China—which collectively were coined as the “BRIC” nations in 2001 by Jim O’Neill of Goldman Sachs—have received a great deal of attention by economists and investors alike. Initial reports from Goldman Sachs, issued in the early 2000s, predicted that BRIC economies’ share of world growth could double from 20 percent in 2003 to more than 40 percent by 2025. Additionally, Goldman Sachs predicted that the BRIC’s total weight in the world economy would rise from approximately 10 percent in 2004 to more than 20 percent by 2025.^{55,56} The leaders of the BRIC nations, understanding their increasing role in the global economy, have met for an annual summit

since 2009, and in 2010 the leaders of the founding members agreed to admit South Africa to the group, making it “BRICS.”

In recent years, however, global economic conditions have led to some setbacks for the economies of Brazil, Russia, and China, leading some to reconsider the rate at which the BRIC economies will continue to grow. Low prices for oil and other commodities contributed to the deep 2015 and 2016 recessions in Russia and Brazil, and China’s growth has slowed substantially. In 2015, after a few years of losses and weak forecasts for Brazil, Russia, and China, Goldman Sachs dissolved its BRIC mutual fund and folded the remaining assets into its larger emerging markets fund.⁵⁷ Unlike its fellow BRIC partners, however, India continues to post strong figures, and the country has actually surpassed China in annual GDP growth rate in recent years.

Despite these setbacks, the economic expansion of these four Page 15 countries has had a tremendous impact on global trade and commerce over the last 20 years. By 2018, the four BRIC economies accounted for 23 percent of global nominal GDP, compared to just 8 percent in 2001. Over the same period, nominal GDP for Brazil, Russia, India, and China grew by an annualized 7.5 percent, 9.7 percent, 10.5 percent, and 14.5 percent, respectively. This far outpaced the developed economies of the United States, Germany, and United Kingdom, which only grew by an annualized 4.0 percent, 4.4 percent, and 3.3 percent, respectively. Whether or not Goldman Sachs’ original long-term predictions hold true is yet to be seen, but Brazil, Russia, China, and India will continue to assume a broader role in the global economy.^{58,59}

As the BRICS’ economies mature and growth slows, some analysts, including Goldman Sachs, are beginning to turn their attention to a new group of emerging markets. In March 2006, PricewaterhouseCoopers (PwC) coined the term *E7* to describe seven major emerging economies (Brazil, China,

India, Indonesia, Mexico, Russia, and Turkey) that are expected to expand significantly in the coming decades.⁶⁰ Unlike the G7 economies, which are primarily located in North America and Europe, the E7 economies are located throughout Latin America and Asia (see [Figure 1-2](#) and [Figure 1-3](#)). In 2017, PwC predicted that the GDP of the E7, when measured in terms of market exchange rates (MER), would surpass that of the G7 by around 2030. Furthermore, the GDP of the E7 would expand at an annual rate of 3.5 percent through 2050, while the G7 would only expand by 1.6 percent annually. Per PwC’s predictions, by 2050, the GDP of the E7 is predicted to be 50 percent higher than that of the G7.⁶¹

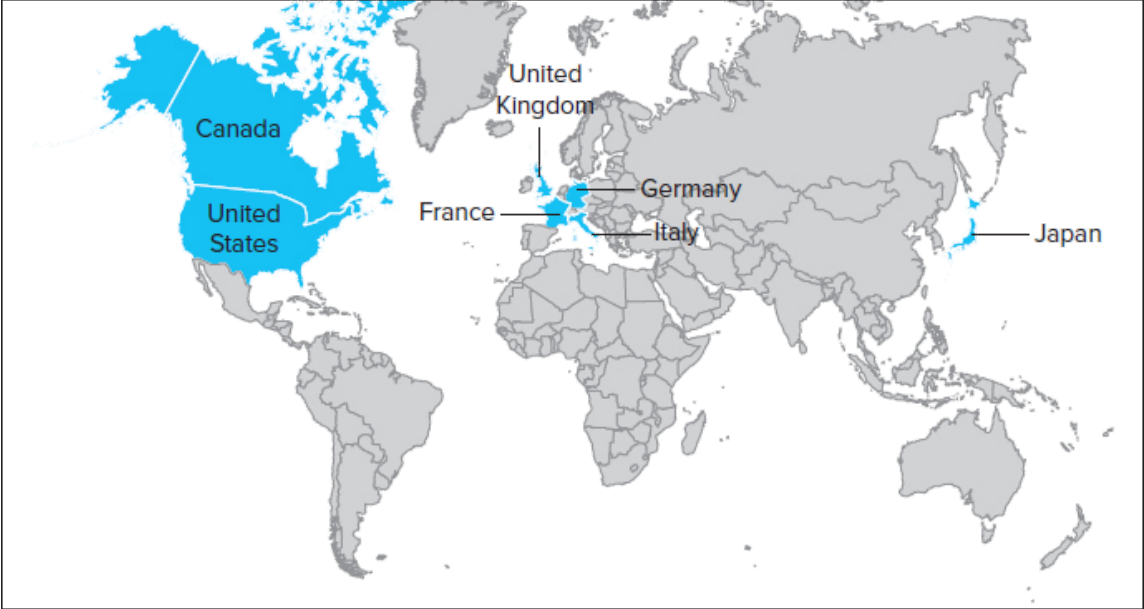


Figure 1–2
G7 (Group of Seven) Economies

Source: Original graphic by Professor Jonathan Doh.



Figure 1-3
E7 (Emerging Seven) Economies

Source Original graphic by Professor Jonathan Doh.

The N-11 (*N* stands for “next”) is another grouping of economies Page 16 that may constitute the next wave of emerging markets growth. These countries—Bangladesh, Egypt, Indonesia, Iran, Mexico, Nigeria, Pakistan, Philippines, South Korea, Turkey, and Vietnam—represent a diverse global set, with relative strengths (and weaknesses) in terms of their future potential. The MIST countries (Mexico, Indonesia, South Korea, and Turkey), a subset of the N-11, are sometimes grouped as a particularly attractive subset of the N-11. Goldman views the MIST countries as the most promising and advanced of the N-11, all of which have young, growing populations and other positive conditions for economic growth. Other groupings of fast-growing developing countries include the CEVITS (Colombia, Egypt, Vietnam, Indonesia, Turkey, and South Africa) and EAGLES (which stands for emerging and growth-leading economies), which includes the original BRIC and MIST countries plus Egypt and Taiwan.⁶² [Table 1-4](#) compares the G-7 (advanced countries),

BRIC, and N-11 by population, GDP, and GDP per capita in 2000, 2010, and 2023.

Table 1-4
Population, GDP, and GDP per Capita of G-7, BRIC, and N-11
Countries, 2000, 2010, and 2023 (projected)

Country	2000			2010			2023 (projected)		
	Population (millions)	GDP (billions)	GDP (per cap.)	Population (millions)	GDP (billions)	GDP (per cap.)	Population (millions)	GDP (billions)	GDP (per cap.)
G7									
Canada	31	\$ 742	\$24,220	34	\$ 1,613	\$47,513	39	\$ 2,434	\$62,610
France	59	1,372	23,313	63	2,652	42,249	67	3,586	53,839
Germany	81	1,955	24,004	80	3,423	42,642	83	5,272	63,728
Italy	57	1,145	20,113	60	2,129	35,658	61	2,554	42,133
Japan	127	4,888	38,536	128	5,700	44,674	124	5,962	48,036
United Kingdom	59	1,651	28,038	63	2,444	38,935	68	3,477	51,114
United States	282	10,285	36,433	310	14,964	48,311	342	24,537	71,805
Total/average	696	\$22,038	31,655	737	\$32,926	44,682	783	\$47,822	61,095
BRICs									
Brazil	173	\$ 655	\$ 3,779	195	\$ 2,208	\$11,292	216	\$ 2,717	\$12,576
China	1,267	1,215	959	1,341	6,066	4,524	1,421	21,574	15,183
India	1,030	477	463	1,201	1,708	1,423	1,424	4,663	3,274
Russia	146	279	1,906	143	1,638	11,445	143	1,974	13,787
Total/average	2,617	\$ 2,626	\$ 1,004	2,880	\$11,621	\$ 4,035	3,204	\$30,928	\$ 9,651
Next-11									
Bangladesh	132	\$ 55	\$ 412	151	\$ 122	\$ 808	174	\$ 444	\$ 2,559
Egypt	64	105	1,643	79	230	2,922	109	—	—
Indonesia	206	179	870	238	755	3,178	283	1,549	5,480
Iran	64	366	5,698	74	482	6,505	87	472	5,450
Mexico	101	708	7,016	114	1,058	9,258	130	1,586	12,161
Nigeria	119	68	570	156	369	2,365	222	874	3,936
Pakistan	137	80	583	172	177	1,032	221	—	—
Philippines	77	81	1,052	93	200	2,155	119	523	4,410
South Korea	47	562	11,948	50	1,094	22,087	53	2,155	40,867
Turkey	65	273	4,219	74	772	10,476	87	1,224	14,083
Vietnam	78	31	402	87	113	1,297	99	374	3,773
Total/average	1,090	\$ 2,507	\$ 2,301	1,286	\$ 5,373	\$ 4,176	1,582	\$ 9,201	\$ 7,345

Source: "World Economic Outlook Database," International Monetary Fund, April 2018.

Using data from the World Bank, PricewaterhouseCoopers has made estimates about the future growth of emerging versus developed economies, the results of which appear in summary form in [Table 1-5](#) and [Table 1-6](#). [Table 1-5](#) shows the world's largest economies in 2020 and 2050 (projected) using (current) market exchange rates. By this calculation, China would surge past the United States and Japan by 2050, and India would move from fifth to third. Viewing the data on a purchasing power parity (PPP) basis, a method that adjusts GDP to account for different prices in countries, a more dramatic

picture is presented. Using this method, both China and India would surpass the United States as the largest world economic power by 2050. In both the Goldman Sachs and PricewaterhouseCoopers scenarios, global growth over the next decade, and the next 30 years, is heavily supported by Asia, as seen in [Table 1-7](#). In addition, China and India will remain the most populous countries in the world in 2050, although India will surpass China as the most populous ([Table 1-8](#)).

Table 1-5
The World’s Largest Economies 2020 and 2050 (Projected)
Measured by GDP at Market Exchange Rates
 (in trillions of dollars)

	2020		2050	
	GDP	Rank	GDP	Rank
United States	20.1	1	34.1	2
China	16.0	2	49.9	1
Japan	4.8	3	6.8	5
Germany	3.7	4	6.1	7
India	3.6	5	28.0	3
United Kingdom	2.8	6	5.4	9
France	2.7	7	4.7	11
Italy	2.0	8	3.1	16
Brazil	1.9	9	6.5	6
South Korea	1.7	10	3.5	13
Canada	1.7	11	3.1	17
Russia	1.4	12	5.1	10
Spain	1.4	13	2.7	20
Australia	1.4	14	2.6	22

Source: "The Long View: How Will the Economic Global Order Change by 2050?"
 PricewaterhouseCoopers LLP, 2017.

Table 1-6

The World's Largest Economies 2020 and 2050 (Projected)
Measured by GDP at Purchasing Power Parity
 (in trillions of dollars)

	2020		2050	
	GDP	Rank	GDP	Rank
China	26.9	1	58.5	1
United States	20.1	2	34.1	3
India	11.8	3	44.1	2
Japan	5.0	4	6.8	8
Germany	4.2	5	6.1	9
Russia	3.9	6	7.1	6
Indonesia	3.8	7	10.5	4
Brazil	3.3	8	7.5	5
United Kingdom	3.0	9	5.4	10
France	2.9	10	4.7	12
Mexico	2.6	11	6.9	7
Italy	2.3	12	3.1	21
South Korea	2.2	13	3.5	18
Turkey	2.2	14	5.2	11

Source: "The Long View: How Will the Economic Global Order Change by 2050?"
 PricewaterhouseCoopers LLP, 2017.

Table 1-7

Cities Expected to Experience the Highest Rate of GDP Growth
2019–2035
 (GDP contribution in billions)

City	Country	GDP Growth (% year over year)
Bengaluru	India	8.5
Dhaka	Bangladesh	7.6

City	Country	GDP Growth (% year over year)
Mumbai	India	6.6
Delhi	India	6.5
Shenzhen	China	5.3
Jakarta	Indonesia	5.2
Manila	Philippines	5.2
Tianjin	China	5.1
Shanghai	China	5.0
Chongqing	China	4.9

Source: "Global Cities 2018." Oxford Economics, November 2018.

Table 1-8
Changing Global Demographics: Developing Countries on the Rise (ranked by size)

	1950	2020	2050
1	China	China	India
2	Soviet Union	India	China
3	India	United States	Nigeria
4	United States	Indonesia	United States
5	Japan	Brazil	Indonesia
6	Indonesia	Pakistan	Pakistan
7	Germany	Nigeria	Brazil
8	Brazil	Bangladesh	Bangladesh
9	United Kingdom	Russia	Congo
10	Italy	Mexico	Ethiopia
11	France	Japan	Mexico
12	Bangladesh	Ethiopia	Egypt

Source: "World Population Prospects: The 2017 Revision." U.S. Department of Economic and Social Affairs, 2017.

Increasing amounts of foreign direct investment (FDI) and a rapidly growing population suggest that African countries could constitute the next wave of dynamic emerging markets. However, most of the region has not, to date, fully benefited from globalization. Although global exports of oil and metal products have boosted incomes and wealth on the African continent over the last 20 years, the region remains highly dependent on commodity prices. As a result, external factors, such as the slowing of growth in China, can have a significant impact on economic growth in Africa. Transitioning the economy to more non-oil industries will be vital to strengthening Africa for the long term.⁶³

Emerging nations, as a whole, have experienced unprecedented GDP growth in the decade since the global recession. It is important to note, however, that as developing economies mature, their growth rates will likely begin to slow. China provides a good example of this. Following years of double-digit economic expansion from the early 1990s through the mid-2010s, China's GDP growth has stabilized to less than 7 percent annually in the past few years. While emerging markets still hold the most potential for growth in

the coming years, the rapid rate of expansion that was experienced over the last decade may prove difficult to match.⁶⁴

Global trade and investment continue to grow at a healthy rate, outpacing domestic growth in most countries. According to the World Trade Organization, in 2017 merchandise exports reached \$17.5 trillion and commercial services exports reached \$6.8 trillion.⁶⁵ **Foreign direct investment (FDI)**—the term used to indicate the amount invested in property, plant, and equipment in another country—has slowed somewhat in recent years. However, it is important to note that most of the decrease in FDI investment is occurring among developed economies.⁶⁶ [Table 1-9](#) Page 17 shows trade flows among major world countries in both absolute and percentage terms. [Table 1-10](#) and [Table 1-11](#) show FDI inflows and outflows by leading developed and emerging economies.

foreign direct investment (FDI)
Investment in property, plant, or equipment in another country.

Table 1-9
World Merchandise Trade by Selected Country, 2018
(in US\$ billions and percentages)

--

	Exports					Imports				
	Values		Annual Percentage Change			Values		Annual Percentage Change		
	2018	2018	2017	2016	2015	2018	2018	2017	2016	2015
World	19,475	10	11	-3	-13	19,867	10	11	-3	-13
North America										-5
United States	1,664	8	7	-3	-7	2,614	9	7	-3	-4
Canada	450	7	8	-5	-14	469	6	7	-4	-10
Mexico	451	10	10	-2	-4	477	10	9	-2	-2
South and Central America										-16
Brazil	240	10	18	-3	-15	189	20	10	-20	-25
Europe										-13
Germany	1,561	8	9	1	-11	1,286	11	11	0	-13
France	582	9	7	-1	-13	673	9	9	0	-15
Netherlands	723	11	14	0	-15	646	12	14	-1	-14
United Kingdom	486	10	9	-11	-9	674	5	1	2	-9
Italy	547	8	10	1	-13	501	11	11	-1	-14
Russian Federation	444	26	25	-17	-31	249	5	24	-1	-37
Asia										-14
China	2,487	10	8	-8	-3	2,136	16	16	-6	-14
Japan	738	6	8	3	-9	749	11	11	-6	-20
India	326	9	13	-1	-17	511	14	24	-8	-15

Sources: "Global Trade Growth Loses Momentum as Trade Tensions Persist." WTO Press Release, April 2019. https://www.wto.org/english/news_e/pres19_e/pr837_e.htm;
"Strong Trade Growth in 2018 Rests on Policy Choices." WTO Press Release, April 2018. https://www.wto.org/english/news_e/pres18_e/pr820_e.htm.

Table 1-10
Foreign Direct Investment Inflows, by Region
(in US\$ billions)

	2017	2016	2015
Developed economies	\$712.4	\$1,133.2	\$1,141.3
Developing economies	670.7	670.2	744.0
Africa	41.8	53.2	56.6
East and Southeast Asia	398.3	390.4	435.1
South Asia	52.0	54.2	51.2
West Asia	25.5	30.8	30.2
Latin America and the Caribbean	151.3	139.7	169.2
Transition economies	46.8	64.1	36.0

Source: "World Investment Report 2018." United Nations Conference on Trade and Development, 2018.

Table 1-11
Foreign Direct Investment Outflows, by Region
(in US\$ billions)

	2017	2016	2015
Developed economies	\$1,009.2	\$1,041.5	\$1,183.6
Developing economies	380.8	406.7	406.2
Africa	12.1	11.2	10.8
East and Southeast Asia	305.3	341.7	310.2
South Asia	11.6	5.5	7.8
West Asia	33.3	37.5	40.7
Latin America and the Caribbean	17.3	9.3	35.6
Transition economies	40.0	25.2	32.1

Source: "World Investment Report 2018." United Nations Conference on Trade and Development, 2018.

As nations become more affluent, they begin looking for countries with economic growth potential where they can invest. Over the last two decades, for example, Japanese MNCs have invested not only in their Asian neighbors but also in the United States and the EU. European MNCs, meanwhile, have made large financial commitments in Japan and, more recently, in China and India because they see Asia as having continued growth potential. American multinationals have followed a similar approach in regard to both Europe and Asia.

International Management in Action

Apple Inc. and the Impact of a “Trade War”

Following its 2016 presidential election, the United States, which has traditionally been among the most consistent promoters of globalization and free trade, began to adopt a more protectionist trade policy. Throughout the election campaign, then-candidate Donald Trump promised to implement tariffs and other retaliatory trade measures against

the import of foreign goods. Just days after President Trump's inauguration in January 2017, the U.S. officially withdrew from the Trans-Pacific Partnership, and on May 18, 2017, the U.S. announced its intention to negotiate the terms and conditions of the North American Free Trade Agreement. Tariffs became a reality in January 2018, when the Trump administration imposed its first set of taxes on imported solar panels and washing machines. Additional tariffs on steel and aluminum, along with tariffs on nearly 1,300 additional Chinese imports, followed in March. In response, the Chinese government imposed tariffs of its own on specific U.S. imports. Economists feared that a "trade war," or an economic conflict in which countries progressively raise tariffs on each other's imports in an effort to discourage the purchase of those goods in their marketplace, was unfolding between the U.S. and China.

Apple Inc. Takes Action

Arguably no company has more to lose in a trade dispute between the U.S. and China than Apple Inc. In 2018, Apple was the most valuable company in the world—an achievement that largely resulted from its complex operations in both countries. Although the initial tariffs did not directly impact Apple's products, CEO Tim Cook preemptively took action in an attempt to protect the company's sales in both markets. In March 2018, Cook spoke out at a Beijing summit meeting to call for "calmer heads" between the two countries, and in May 2018, he traveled to the White House to directly reiterate

Apple's dependence on the Chinese market to President Trump.

Apple's best-selling and most profitable product, the iPhone, generated sales of US\$166.7 billion in 2018. This accounted for nearly two-thirds of Apple's total revenue. Although the iPhone is designed in California, it is assembled in China and therefore is a Chinese export. President Trump has assured Apple that its products will not be subject to tariffs on U.S. soil, and the 2018 implementation of U.S. tariffs on imported goods from China did not include iPhones. However, if the trade war continues to escalate, virtually all imports from China, including the iPhone, could be subject to significant tariffs, eventually squeezing profitability.

Apple's supply chain further complicates its situation. The company sources materials from suppliers that span the globe, including 359 locations from within China and 66 from within the U.S. As a result, not only are the final assembled products potentially subject to future U.S. tariffs, but the raw materials that are exported from the U.S. to its Chinese manufacturing facilities could also face Chinese tariffs. Additionally, China could take other trade-restrictive actions, such as imposing a limit on the sales of Apple products within China or restricting the company's production and assembly facilities. If these actions were taken by the Chinese government, Apple would be forced to reconfigure its supply chain, train new employees, and develop new facilities—requiring a significant amount of time and resources, and likely resulting in decreased net profits.

As Apple's situation highlights, "trade wars" and protectionist policies can have a substantial impact on MNCs. Although globalization has been largely beneficial for companies and consumers, including improved profit margins and higher-quality products, it has also opened up MNCs to more political risk. Even with the most careful planning, government policy can limit the ability of companies to source materials, manufacture their goods, and sell their products in the market.

Sources: Jack Nicas and Paul Mozur, "In China Trade War, Apple Worries It Will Be Collateral Damage," *New York Times*, June 18, 2018, <https://www.nytimes.com/2018/06/18/technology/apple-tim-cook-china.html>; Tripp Mickle, "Apple Vulnerable in U.S.-China Trade Showdown," *Wall Street Journal*, July 24, 2018, <https://www.wsj.com/articles/apples-chinaties-make-it-vulnerable-if-trade-fight-gets-worse-1532430003>; Tripp Mickle, "Apple Avoids U.S. Tariffs on Smartwatches, Earbuds," *Wall Street Journal*, September 17, 2018, <https://www.wsj.com/articles/for-apple-u-s-china-trade-fight-grows-riskier-1537188213>.

The following quiz illustrates how transnational today's MNCs have become. This trend is not restricted to firms in North America, Europe, or Asia. An emerging global community is becoming increasingly interdependent economically. Take the quiz and see how well you do by checking the answers given at the end of the chapter. However, although there may be a totally integrated global market in the near future, at present, regionalization, as represented by North America, Europe, Asia, and the less developed countries, is most descriptive of the world economy.

1. Where is the parent company of Braun household appliances (electric shavers, coffee makers, etc.) located?
 - a. Italy
 - b. Germany
 - c. the U.S.
 - d. Japan

2. Computer company Lenovo, best known for producing the Thinkpad laptop, was founded in which country?
 - a. Japanese
 - b. Mexico
 - c. the U.S.
 - d. China
3. The company that owns Jaguar is based in
 - a. Germany.
 - b. the U.S.
 - c. the U.K.
 - d. India.
4. Frozen food distributor Schwan's Co. is now majority owned by a parent company located in
 - a. South Korea.
 - b. the U.S.
 - c. France.

- d.* Switzerland.
- 5. The firm that owns Green Giant vegetables is
 - a.* U.S.-based.
 - b.* Canadian.
 - c.* British.
 - d.* Italian.
- 6. The owners of Godiva chocolate are
 - a.* U.S.-based.
 - b.* Swiss.
 - c.* Dutch.
 - d.* Turkish.
- 7. The company that produces Vaseline is
 - a.* French.
 - b.* Anglo-Dutch.
 - c.* German.
 - d.* U.S.-based.
- 8. The company that bought General Electric Appliances is headquartered in
 - a.* France.
 - b.* China.
 - c.* Japan.
 - d.* Germany.
- 9. The company that owns Holiday Inn is headquartered in

- a. Saudi Arabia.
 - b. France.
 - c. the U.S.
 - d. the U.K.
10. Tropicana orange juice is owned by a company that is headquartered in
- a. Mexico.
 - b. Canada.
 - c. the U.S.
 - d. Japan.

■ Global Economic Systems

The evolution of global economies has resulted in three main systems: market economies, command economies, and mixed economies. Recognizing opportunities in global expansion includes understanding the differences in these systems, as they affect issues such as consumer choice and managerial behavior.

Market Economy

A *market economy* exists when private enterprise reserves the right to own property and monitor the production and distribution of goods and services while the state simply supports competition and efficient practices. Management is particularly effective here, since private ownership provides local evaluation and understanding, opposed to a nationally standardized archetype. This model contains the least restriction, as the allocation of

resources is roughly determined by the law of demand. Individuals within the community disclose wants, needs, and desires, to which businesses may appropriately respond. A general balance between supply and demand sustains prices, while an imbalance creates a price fluctuation. In other words, if demand for a good or service exceeds supply, the price will inevitably rise, while an excess supply over consumer demand will result in a price decrease.

Since the interaction of the community and firms guides the system, organizations must be as versatile as the individual consumer. Competition is fervently encouraged to promote innovation, economic growth, high quality, and efficiency. The focus on how to best serve the customer is necessary for optimal growth, as it ensures a greater penetration of niche markets.⁶⁷ The government may prohibit such things as monopolies or restrictive business practices in order to maintain the integrity of the economy. Monopolies are a danger to this system because they tend to stifle economic growth and consumer choice with their power to determine supply. Factors such as efficiency of production and quality and pricing of goods can be chosen arbitrarily by monopolies, leaving consumers without a choice and at the mercy of big business.

Command Economy

A *command economy* is comparable to a monopoly in the sense that the organization—in this case, the government—has explicit control over the price and supply of a good or service. The particular goods and services offered are not necessarily in response to consumers' stated needs but are determined by the theoretical advancement of society. Businesses in this model are owned by the state to ensure that investments and other business practices are done in the best interest of the nation despite the often

contradictory outcomes. Management within this model ignores demographic information. Government subsidies provide firms with enough security, so they cannot go out of business, which simply encourages a lack of efficiency or incentive to monitor costs. Devoid of private ownership, a command economy creates an environment where little motivation exists to improve customer service or introduce innovative ideas.⁶⁸

History confirms the inefficiency and economic stagnation of this system with the dramatic decline of communism in the 1980s. Communist countries believe that the goals of the so-called people take precedence over individualism. While the communist model once dominated countries such as Ethiopia, Bulgaria, Hungary, Poland, and the former U.S.S.R., it survives only in North Korea, Cuba, Laos, Vietnam (see In the International Spotlight at the end of [Chapter 12](#)), and China today, in various degrees or forms. A desire to compete effectively in the global economy has resulted in the attempt to move away from the communist model, especially in China, which will be considered in greater depth later in the chapter.

Mixed Economy

A *mixed economy* is a combination of a market and a command economy. While some sectors of this system reflect private ownership and the freedom and flexibility of the law of demand, other sectors are subject to government planning. The balance allows competition to thrive, while the government can extend assistance to individuals or companies. Regulations concerning minimum wage standards, social security, environmental protection, and the advancement of civil rights may raise the standard of living and ensure that those who are elderly, are sick, or have limited skills are taken care of. Ownership of organizations seen as critical to the nation may be transferred to the state to subsidize costs and allow the firms to flourish.⁶⁹

In the next section we discuss general developments in key world regions reflective of these economic systems and the impact of these developments on international management.

■ Economic Performance and Issues of Major Regions

From a vantage point of development, performance, and growth, the world's economies can be evaluated as established economies, emerging economies, and developing economies (some of which may soon become emerging).

Established Economies

North America As noted earlier, North America constitutes one of the four largest trading blocs in the world. The combined purchasing power of the United States, Canada, and Mexico is more than \$24 trillion.⁷⁰ Even though there will be more and more integration both globally and regionally as time goes on, effective international management still requires a knowledge of individual countries.

The free-market-based economy of this region allows considerable freedom in the decision-making processes of private firms. This allows for greater flexibility and low barriers for other countries to establish business. Despite increased protectionist policies in recent years, including the implementation of tariffs under the Trump administration, the U.S. Page 24 remains one of the most welcoming environments to foreign investors.

U.S. MNCs also maintain holdings throughout the world. U.S. firms hold dominant global positions in technology-intensive industries, including computing (hardware and services), telecommunications, media, and biotechnology. At the same time, foreign MNCs are finding the United States to be a lucrative market for expansion. Many foreign automobile producers,

such as BMW, Honda, Subaru, Nissan, Mazda, and Toyota, have established a major manufacturing presence in the United States. In fact, by 2018, foreign automakers had produced more cars in the U.S. than domestic car companies.⁷¹

Canada is the United States' largest trading partner, a position it has held for many years. The United States also has considerable foreign direct investment in Canada. This helps explain why most of the largest foreign-owned companies in Canada are totally or heavily U.S.-owned. The legal and business environments in Canada are similar to those in the United States, and the similarity helps promote trade between the two countries. Geography, language, and culture also help, as does NAFTA/USMCA, which has assisted Canadian firms in becoming more competitive worldwide. They have had to go head to head with their U.S. and Mexican competitors as trade barriers have been removed, resulting in greater efficiency and market prowess on the part of the Canadian firms, which must compete successfully or go out of business. In recent years, Canadian firms have begun investing heavily in the United States while gaining international investment from both the United States and elsewhere. Canadian firms also do business in many other countries, including Mexico, the U.K., Germany, and Japan, where they find ready markets for Canada's vast natural resources, including lumber, natural gas, crude petroleum, and agricultural products.

By the early 1990s, Mexico had recovered from its economic problems of the previous decade and had become the strongest economy in Latin America. In 1994, Mexico became part of NAFTA, and it appeared to be on the verge of becoming the major economic power in Latin America. Yet, an assassination that year and a related economic crisis underscored that Mexico was still a developing country with considerable economic volatility. Mexico now has free trade agreements with 46 countries, more than any other nation, including agreements with Panama, the Unifying Free Trade Agreement with

Central America, the EU, the European Free Trade Area, and the CPTPP. More than 90 percent of Mexico's trade occurs under free trade agreements.⁷² The presidential administrations of Vicente Fox, Felipe Calderon, and Enrique Peña Nieto (elected in 2000, 2006, and 2012, respectively) were seen as especially pro-business by many investors. Vicente Fox focused his economic efforts on lowering inflation and job creation, and Felipe Calderon battled Mexico's narcotics gangs while aiming to attract foreign investments. Enrique Peña Nieto, despite uncertainty from some, continued to advance many pro-business initiatives, such as expanding the Mexican auto industry, opening the oil industry to the private sector, and forcing greater competition in telecommunications.^{73,74} It is unclear whether President Andrés Manuel López Obrador, elected in 2018 and a past critic of big business and energy privatization, will continue the investment-friendly policies of his predecessors.

Because of NAFTA/USMCA, Mexican businesses are finding themselves able to take advantage of the U.S. market by producing goods for that market that the U.S. previously purchased from Asia. Mexican firms are now able to produce products at highly competitive prices, thanks to lower-cost labor and proximity to the American market. Location has helped hold down transportation costs and allows for fast delivery. This development has been facilitated by the [maquiladora](#) system, under which materials and equipment can be imported on a duty- and tariff-free basis for assembly or manufacturing and re-export mostly in Mexican border towns. Mexican firms, taking advantage of a new arrangement the government has negotiated with the EU, can also now export goods into the European community without having to pay a tariff. The country's trade with both the EU and Asia is on the rise, which is important to Mexico, as it wants to reduce its overreliance on the U.S. market (see In the International Spotlight at the end of [Chapter 9](#)).

maquiladora

A factory, the majority of which are located in Mexican border towns, that imports materials and equipment on a duty- and tariff-free basis for assembly or manufacturing and re-export.

The EU The ultimate objective of the EU is to eliminate all trade Page 25
barriers among member countries (like between the states in the United States). This economic community eventually will have common custom duties as well as unified industrial and commercial policies regarding countries outside the union. Another goal that has finally largely become a reality is a single currency and a regional central bank. Following the planned “Brexit” of the United Kingdom in 2019, 27 countries will constitute the EU, with 19 having adopted the euro. Another 7 countries, having joined the EU in 2004, 2007, or 2013, are legally bound to adopt the euro upon meeting the monetary convergence criteria.⁷⁵

Such developments allow companies based in EU nations to manufacture high-quality, low-cost goods and ship them anywhere within the EU without paying duties or being subjected to quotas. This helps explain why many North American and Pacific Rim firms have established operations in Europe; however, all these outside firms are finding their success tempered by the necessity to address local cultural differences.

The challenge for the future of the EU is to absorb its eastern neighbors, the former communist-bloc countries. This could result in a giant, single European market. In fact, a unified Europe could become the largest economic market in terms of purchasing power in the world. Between 2004 and 2013, Poland (see In the International Spotlight at the end of [Chapter 5](#)), the Czech Republic, Hungary, Bulgaria, Romania, and Croatia all joined the EU, improving economic growth, inflation, and employment rates throughout. Such a development is not lost on Asian and U.S. firms, which are working to gain

a stronger foothold in Eastern European countries as well as the existing EU. In recent years, foreign governments have been very active in helping stimulate and develop the market economies of Central and Eastern Europe to enhance their economic growth as well as world peace.

For the last decade, the EU has faced major challenges. Several European governments, including Greece, Portugal, Spain, and Ireland, have found themselves with dangerously large deficits, which resulted from both structural conditions (stagnant population growth, overly generous pension systems, early retirements) and shorter-term economic pressures (the 2009 global recession). These conditions have placed pressure on the euro, the currency adopted by most EU countries, and have forced substantial rescue packages led by Germany and France. The situation in Greece was particularly challenging. Accepting multiple bailout packages from the IMF, the European Commission, and the European Central Bank, totaling over US\$360 billion, Greece was required to implement severe austerity measures, including higher taxes, the freezing of government pensions and wages, and cuts to public spending. The European community believed that forcing these restrictions on Greece was necessary to assure financial stability and repayment of bailout funds, though many in Greece argued that the austerity measures only prolonged financial recovery. The situation reached a crisis level in 2015 when, via referendum, the Greek people voted overwhelmingly to reject the terms of a third bailout. Banks closed across the country and withdrawals were limited to 60 euros per day. Despite the referendum vote, the Greek government ultimately accepted the terms of the third (and final) bailout deal in exchange for financial assistance, preventing bankruptcy and a potential Greek exit from the EU. In August 2018, after eight years, Greece finally emerged from its dependence on bailout funds. [76,77,78,79,80](#)

Maintaining a unified EU in the coming decades may be challenging. In the face of growing skepticism about the advantages of integration with

Continental Europe, the United Kingdom, part of the EU but not the euro zone, held a referendum in June 2016 regarding whether to “remain” in or “leave” the European Union. In a close but decisive vote, the citizens of the United Kingdom became the first to vote to dissolve their membership in the bloc. In the morning following the referendum vote, “remain” supporter Prime Minister David Cameron announced his plans to step aside, leaving the task of coordinating the EU exit, or “Brexit,” up to the next prime minister, Theresa May. The three-year withdrawal process was challenging for both the EU and the United Kingdom. The long-negotiated separation deal between the EU leaders and Theresa May’s administration was soundly rejected by the United Kingdom’s House of Commons on January 15, 2019, just a few Page 26 months before the planned March 29 separation date. On January 16, 2019, Prime Minister May barely survived a no confidence vote. Many feared that Brexit could occur with no deal in place, resulting in chaos for multinational businesses, trade, and employees. Reaching a majority consensus in the House of Commons on any exit strategy seemed nearly impossible. After a series of additional rejected votes in the House of Commons, the European Council extended the U.K.’s withdrawal date to January 31, 2020.

Japan During the 1970s and 1980s, Japan’s economic success was without precedent. The country had a huge positive trade balance, the yen was strong, and the Japanese became recognized as the world leaders in manufacturing and consumer goods.

Analysts ascribe Japan’s early success to a number of factors. Some areas that have received a lot of attention are the Japanese cultural values supporting a strong work ethic and group/team effort, consensus decision making, the motivational effects of guaranteed lifetime employment, and the overall commitment that Japanese workers have to their organizations.

However, at least some of these assumptions about the Japanese workforce have turned out to be more myth than reality, and some of the former strengths have become weaknesses in the new economy. For example, consensus decision making turns out to be too time-consuming in the new, speed-based economy. Also, there has been a steady decline in Japan's overseas investments since the 1990s due to a slowing Japanese economy, poor management decisions, and competition from emerging economies, such as China.

Some of the early success of the Japanese economy can be attributed to the [Ministry of International Trade and Industry \(MITI\)](#). This is a governmental agency that identifies and ranks national commercial pursuits and guides the distribution of national resources to meet these goals. In recent years, MITI has given primary attention to the so-called ABCD industries: automation, biotechnology, computers, and data processing.

Ministry of International Trade and Industry (MITI)

A Japanese government agency that identifies and ranks national commercial pursuits and guides the distribution of national resources to meet these goals.

Another major reason for Japanese success may be the use of [keiretsu](#). This Japanese term stands for large, vertically integrated corporations whose holdings supply much of the assistance needed in providing goods and services to end users. Being able to draw from the resources of the other parts of the keiretsu, a Japanese MNC often can get things done more quickly and profitably than its international competitors.

keiretsu

In Japan, an organizational arrangement in which a large, often vertically integrated group of companies cooperate and work closely with each other to provide goods and services to end users. Members may be bound

together by cross-ownership, long-term business dealings, interlocking directorates, and social ties.

Despite setbacks, Japan remains a formidable international competitor and is well poised in all three major economic regions: the Pacific Rim, North America, and Europe.

Emerging and Developing Economies

In contrast to the fully developed countries of North America, Europe, and Asia are the developing and emerging countries. While there is no precise definition, developing economies typically face relatively low GDP per capita and a workforce that is either unskilled or semiskilled. In many cases, there also is considerable government intervention in economic affairs. Emerging markets can be viewed as developing economies that exhibit sustained economic reform and growth.

Central and Eastern Europe In 1991, the Soviet Union ceased to exist. Each of the individual republics that made up the U.S.S.R. in turn declared its independence and, in the decades since, has been attempting to shift from a centrally planned to a market-based economy. The Russian Republic has the largest population, territory, and influence, but others, such as Ukraine, also are industrialized and important in the global economy. Of most importance to the study of international management are the Russian economic reforms, the dismantling of Russian price controls (allowing supply and demand to determine prices), and privatization (converting the old communist-style public enterprises to private ownership).

Russia's economy continues to emerge as poverty declines and the middle class expands. Direct investment in Russia, along with its membership in the International Monetary Fund (IMF), helped raise GDP and decrease

inflation, offsetting the hyperinflation created from the initial attempt at transitioning to a market-based economy in the early 1990s. Page 27

Abundant oil and high global energy prices greatly boosted Russia's economy in the early 2000s. Recognizing the increasing importance of Russia on the global economic stage, the Group of Seven (G7, including the United States, Germany, France, England, Canada, Japan, and Italy) formally expanded to include Russia between 1997 and 2014. However, Russia's annexation of Crimea ultimately resulted in their suspension from the group, as well as the implementation of multilateral sanctions. These actions, when combined with lower oil and gas prices in recent years, have resulted in a dramatic slowdown in Russia's economy and a fall in the value of the ruble. Thus, the Russian economy likely will have a number of years of economic instability and many recurrent political problems.

International Management in Action

Recognizing Cultural Differences

<http://www.usrbc.org>; <http://www.careerwatch.com>

One objective of multicultural research is to learn more about the customs, cultures, and work habits of people in other countries. After all, a business can hardly expect to capture an overseas market without knowledge of the types of goods and services the people there want to buy. Equally important is the need to know the management styles that will be effective in running a foreign operation. Sometimes this information can change quite rapidly. For example, as Russia continues to

move from a central to a market economy, management is constantly changing as the country attempts to adjust to increased exposure in the global environment. Russia entered into a strategic partnership with the United States in 2002. However, while U.S. perspectives of “partnerships” are flexible, they are generally seen as inherently having some hierarchical structure. Russia, on the other hand, sees “partnerships” as entailing equality, especially in the decision-making process. This may be a part of the reason Russia formed a strategic partnership with China in 2005, since both countries emerged from a communist regime and can understand similar struggles. Regardless, as Russia moves to privatize its organizations, the new partnership may pose a threat to the Americas and the West if efforts to understand each other and work together are abandoned.

It is evident that the United States and Russia differ on many horizons. Russian management is still based on authoritarian styles, where the managerial role is to pass orders down the chain of command and there is little sense of responsibility, open communication, or voice in the decision-making process. Furthermore, while 64 percent of U.S. employees see retirement as an opportunity for a new chapter in life, only 15 percent of Russian employees feel that way, and another 23 percent see retirement as “the beginning of the end.” Despite such differences, there are points of similarity that a U.S. firm can use as leverage when considering opening a business in Russia. About 46 percent of employees in both the United States and Russia would prefer a work schedule that fluctuates between work and leisure,

mirroring a pattern of recurring sabbaticals. Also, Russia currently has a post–Cold War mentality, much like the one the United States experienced after the Great Depression of the 1930s. Looking back at history and incorporating the evolutionary knowledge can assist in understanding emerging economies.

These examples show the importance of studying international management and learning via a systematic analysis of culture and history and how firsthand information how managers in other countries really behave toward their employees and their work. Such analysis is critical in a firm's ensuring a strong foothold in effective international management.

Sources: Garry Kasparov, "Putin's Gangster State," *Wall Street Journal*, March 30, 2007, A15; The Economist Intelligence Unit, *Country Report-Russia* (Kent, U.K.: EIU, 2007), 7; "Trust the Locals," *The Economist*, January 25, 2007, 55–56.

One pervasive set of challenges in Russia is persistent crime, corruption, and lack of public security. Thus, many foreign investors feel that the risk is still too high. Russia is such a large market, however, and has so much potential for the future that many MNCs feel they must get involved, especially with a promising rise in GDP. There also has been a movement toward teaching Western-style business courses, as well as MBA programs, in all the Central European countries, creating a greater preparation for trends in globalization.

In Hungary, state-owned hotels have been privatized, and Western firms, attracted by the low cost of highly skilled, professional labor, have been entering into joint ventures with local companies. MNCs also have been making direct investments, as in the case of General Electric's purchase of Tungsram, a giant Hungarian electric company. Another example is Britain's Telfos Holdings, which paid US\$19 million for 51 percent of Ganz, a Page 28
Hungarian locomotive and rolling stock manufacturer. Still others include Suzuki's investment of US\$110 million in a partnership arrangement to produce cars with local manufacturer Autokonzern, Ford Motor's construction of a new US\$80 million car component plant, and Italy's Ilva's US\$25 million purchase of the Salgotarjau Iron Works.

Poland had a head start on the other former communist-bloc countries. General political elections were held in June 1989, and the first noncommunist government was established well before the fall of the Berlin Wall. In 1990, the Communist Polish United Workers Party dissolved and Lech Walesa was elected president. Earlier than its neighbors, Poland instituted radical economic reforms (characterized as "shock therapy"). Although the relatively swift transition to a market economy was initially very difficult for the Polish people, with very high inflation, unemployment peaking near 20 percent, and the decline of public services, Poland's economy has done relatively well. In fact, Poland's economy was the only economy in the EU to continue to grow during the global recession of 2008–2009. In 2018, Poland's GDP grew by around 4 percent. However, some political instability, low wages, a deteriorating infrastructure, and only modest education levels compared to its European nations have led to some economic hurdles for Poland (see In the International Spotlight at the end of [Chapter 5](#)).⁸¹

Although Russia, the Czech Republic, Hungary, and Poland receive the most media coverage and are among the largest of the former communist countries, others also are struggling to right their economic ships. A small but

particularly interesting example is Albania. Ruled ruthlessly by the Stalinist-style dictator Enver Hoxha for over four decades following World War II, Albania was the last, but most devastated, Eastern European country to abandon communism and institute radical economic reforms. At the beginning of the 1990s, Albania started from zero. Industrial output initially fell over 60 percent and inflation reached 40 percent monthly. Today, Albania still struggles but has experienced several years of growth, stable inflation, and increased FDI inflows. Additionally, the negotiation process for Albania's accession into the EU began in 2019.

The key for Albania and the other Eastern European countries is to maintain the social order, establish the rule of law, rebuild the collapsed infrastructure, and get factories and other value-added, job-producing firms up and running. Foreign investment must be forthcoming for these countries to join the global economy. A key challenge for Albania and the other "have-not" Eastern European countries will be to make themselves less risky and more attractive for international business.

China After years of steady, strong growth, China's GDP has been slowing considerably. In 2018, GDP expanded at only 6.6 percent, its slowest in 28 years.⁸² China faces other formidable challenges, including a massive savings glut in the corporate sector, the globalization of manufacturing networks, vast developmental needs, and the requirement for 15 to 20 million new jobs annually to avoid joblessness and social unrest (see In the International Spotlight at the end of [Chapter 7](#)).

China also remains a major risk for investors. The one country, two systems (communism and capitalism) balance is a delicate one to maintain, and foreign businesses are often caught in the middle. Many MNCs find it very difficult to do business in and with China. Concerns about intellectual property and continued policies that favor domestic companies over foreign

ones make China a complicated and high-risk venture.^{83,84} Even so, MNCs know that China, with its 1.4 billion people, will be a major world market and that they must have a presence there.

Trade relations between China and developed countries and regions, such as the United States and the EU, remain stressed. Tensions erupted in 2018, when the Trump administration in the United States implemented tariffs on Chinese imports of solar panels, steel, aluminum, and washing machines. China retaliated almost immediately by enacting tariffs on a variety of U.S. goods. Another contentious issue between China and many of its trading partners around the globe has been the value of its currency, the renminbi (also known as the yuan). For years, many argued that the value of the yuan was kept artificially low, giving China an unfair advantage in selling Page 29 its exports.⁸⁵ In addition, China's policy toward foreign investors continues to be fluid and sometimes unpredictable. Both Walmart and Yum! Brands found themselves accused of improper business practices and each had to close stores and issue public apologies. Walmart was forced to pay nearly US\$10 million in fines over the three-year period from 2012 through 2014 due to poor-quality food, confusing pricing, and mislabeled meat products.⁸⁶ In response, Walmart invested nearly US\$50 million through the end of 2015 to improve food safety and testing within China.⁸⁷ Similarly, Yum! Brands suffered a 29 percent drop in same-store sales in China in April 2013 after concerns about the safety of some chicken and the spread of Avian flu caused customers to stay away from the outlets.⁸⁸

Other Emerging Markets of Asia In addition to Japan and China, there are a number of other important economies in the region, including South Korea, Hong Kong, Singapore, and Taiwan. Together, the countries of the ASEAN bloc are also fueling growth and development in the region.

In South Korea, the major conglomerates, called [chaebols](#), include such internationally known firms as Samsung, Hyundai, and the LG Group. Many key managers in these huge firms have attended universities in the West, where in addition to their academic programs they learned Western culture, customs, and language. Now they are able to use this information to help formulate competitive international strategies for their firms. This will be very helpful for South Korea, which has shifted to privatizing a wide range of industries and withdrawing some of the restrictions on overall foreign ownership. Unlike most developed economies, South Korea was able to avoid falling into economic recession in 2009. In the years since, South Korea has maintained steady progress, with a solid economy with moderate growth, moderate inflation, low unemployment, an export surplus, and fairly equal distribution of income.

chaebols

Very large, family-held Korean conglomerates that have considerable political and economic power.

Bordering southeast China and now part of the People's Republic of China (PRC), Hong Kong has been the headquarters for some of the most successful multinational operations in Asia. Although Hong Kong can rely heavily on southeast China for manufacturing, there is still uncertainty about the future and the role that the Chinese government intends to play in local governance.

Singapore is a major success story. Its solid foundation leaves only the question of how to continue expanding in the face of increasing international competition. To date, however, Singapore has emerged as an urban planner's ideal model and the leader and financial center of Southeast Asia.

Taiwan has progressed from a labor-intensive economy to one that is dominated by more technologically sophisticated industries, including

banking, electricity generation, petroleum refining, and computers. Its economy, boosted by increasing foreign trade, continues to grow steadily.

Besides South Korea, Singapore, and Taiwan, other countries of Southeast Asia are also becoming dynamic platforms for growth and development. Thailand, Malaysia, Indonesia, and Vietnam have developed economically with relatively large population bases and inexpensive labor, despite the lack of considerable natural resources. These countries have been known to have social stability, despite some political turmoil. This is especially true in Thailand. In late 2013, Thailand's Prime Minister Yingluck Shinawatra's government proposed sweeping pardons for various past offenses committed by former and current politicians. Although the legislature overwhelmingly rejected those proposed pardons, protests and political unrest, led by the People's Democratic Reform Committee, still unraveled on the streets of Bangkok.⁸⁹ Prime Minister Yingluck Shinawatra attempted to contain the protests by dissolving the House of Representatives, declaring a state of emergency, and calling for a new election in February 2014.⁹⁰ Continued protests disrupted the February election, leading the Constitutional Court to nullify the election results.⁹¹ In May 2014, a military coup d'état, led by General Prayut Chan-o-cha, removed Prime Minister Yingluck Shinawatra from power.⁹² Since then, Thailand has been ruled by the newly formed National Council for Peace and Order under military dictatorship.

Page 30

Despite the political turmoil that has plagued Thailand and other countries in the region, these export-driven Southeast Asian countries remain attractive to outside investors.

India With a population of about 1.3 billion and growing, India has traditionally had more than its share of political and economic problems. The trend of locating software and other higher-value-added services in India has helped bolster a large middle- and upper-class market for goods and services.

India's GDP growth rate is among the highest in the world. India may soon be viewed as a fully developed country if it can withstand the intense growth period.

For a number of reasons, India is attractive to multinationals, especially U.S. and British firms. Many Indian people speak English, are very well educated, and are known for advanced information technology expertise. Also, the Indian government is providing funds for economic development. For example, in 2018, India committed to invest over US\$1 billion to expand its fiber-optic network and to add 500,000 new WiFi hot spots in rural areas.⁹³ Many frustrations remain in doing business in India (see In the International Spotlight at the end of this chapter), but there is little question that the country will receive increased attention in the years ahead.

Developing Economies on the Verge

Around the world there are many economies that can be considered developing (what might formally have been termed “less developed” or in some cases “least developed”) that are worthy of attention and understanding. Some of these economies are on the verge of emerging as impressive contributors to global growth and development.

South America Over the years, countries in South America have had difficult economic problems. They have accumulated heavy foreign debt obligations and experienced severe inflation. Although most have tried to implement economic reforms reducing their debt, periodic economic instability and the emergence of populist leaders have had an impact on the attractiveness of countries in this region.

Over the past 30 years, Brazil has attracted considerable foreign investment, with foreign companies drawn to opportunities created by Brazil's privatization of power, telecommunications, and other infrastructure

sectors. (See the International Management in Action box “Brazilian Economic Reform and Recent Challenges.”) Power companies such as AES and General Electric have constructed more than \$20 billion worth of electricity plants throughout the country. At the same time, many other well-known companies have set up operations in Brazil, including Yum! Brands, Apple, Gap, McDonald’s, and Walmart. Until recently, Brazil has benefited from one of the most stable governments throughout Latin America, which has helped secure the country’s place today as the undisputed economic leader of South America.

More recently, Brazil has faced alternating periods of economic progress and setbacks. After a period of robust growth and declining poverty rates from 2008 to 2014, Brazil slipped into recession in 2015 and 2016. Frustration over economic stagnation and a widespread public corruption scandal resulted in the impeachment of President Dilma Rousseff in May 2016, adding political instability to the growing financial crisis.⁹⁴ Although the economy has been growing since 2017, the recovery has been slow.

Given Brazil’s large and relatively well-educated population, ample natural resources, existing industrial base, and strategic geographic position, longer-term prospects are still potentially positive. With an economic output comparable to that of France, the Brazilian economy outweighs that of any other South American country and has become a worldwide presence (see In the International Spotlight at the end of [Chapter 10](#)).

Chile’s market-based economic growth has fluctuated between 2 and 6 percent since the early 2000s, one of the best and most stable performances in Latin America. Chile attracts a lot of foreign direct investment, mainly Page 31 dealing with gas, water, electricity, and mining. It continues to participate in globalization by engaging in further trade agreements, including those with Mercosur, China, India, the EU, South Korea, and Mexico.

Brazilian Economic Reform and Recent Challenges

<http://en.wikipedia.org>; <https://www.wto.org>

Over the past two decades, Brazil's economic reform and progress have been nothing short of spectacular. Beginning with a comprehensive privatization program in the early and mid-1990s under which dozens of state-owned enterprises were sold to commercial interests, Brazil has transformed itself from a relatively closed and frequently unstable economy to one of the global leading BRIC countries and the anchor of South American economic development. Brazil's reforms, which have included macroeconomic stabilization, liberalization of import and export restrictions, and improved fiscal and monetary management, reflect a definitive break from past inward-looking policies that characterized much of Latin America in the 1960s and 1970s. A critical milestone was the introduction of the Plano Real ("Real Plan"), instituted in the spring of 1994, which sought to break inflationary expectations by pegging the real to the U.S. dollar. Inflation was brought down to single-digit annual figures, but not fast enough to avoid substantial real exchange rate appreciation during the transition phase of the Plano Real. This appreciation meant that Brazilian goods were now more expensive relative to goods from other countries, which contributed to large current

account deficits. However, no shortage of foreign currency ensued because of the financial community's renewed interest in Brazilian markets as inflation rates stabilized and memories of the debt crisis of the 1980s faded.

The Real Plan successfully eliminated inflation, after many failed attempts to control it. Almost 25 million people turned into consumers. The maintenance of large current account deficits via capital account surpluses became problematic as investors became more risk averse to emerging market exposure as a consequence of the Asian financial crisis in 1997 and the Russian bond default in August 1998. After crafting a fiscal adjustment program and pledging progress on structural reform, Brazil received a \$41.5 billion IMF-led international support program in November 1998. In January 1999, the Brazilian Central Bank announced that the real would no longer be pegged to the U.S. dollar. This devaluation helped moderate the downturn in economic growth in 1999 that investors had expressed concerns about over the summer of 1998. Brazil's debt to GDP ratio of 48 percent for 1999 beat the IMF target and helped reassure investors.

The economy grew 4.4 percent in 2000, but problems in Argentina in 2001, and growing concerns that the presidential candidate considered most likely to win, leftist Luis Inácio Lula da Silva, would default on the debt, triggered a crisis that caused the economy to decelerate. Poverty was down to near 16 percent. In 2002, Luis Inácio Lula da Silva won the presidential elections, and he was reelected in 2006. During his government, the economy began to grow more rapidly. In 2004, Brazil saw promising growth of 5.7 percent in GDP,

following in 2005 with 3.2 percent growth, 4.0 percent in 2006, 6.1 percent in 2007, and 5.1 percent in 2008. Although the financial crisis caused some slowdown in Brazil's economy, it weathered the period much better than nearly every other economy in the Western Hemisphere. From 2009 to 2011, Brazil was the world's fastest-growing car market. By 2011, the size of the Brazilian economy had surpassed that of the United Kingdom.

The years since the financial crisis have been challenging for the Brazilian economy. Oil producer OGX struggled through bankruptcy proceedings from late 2013 through 2017—resulting in the largest corporate bankruptcy in South American history. Political corruption, including the exchange of millions in bribery and money laundering between Brazilian politicians and state-owned oil producer Petrobras, lowered consumer confidence. In the wake of the scandal, Petrobras lost over 80 percent of its market value between the last quarter of 2014 and early 2016. Adding to the political uncertainty, the president was impeached in 2016 due in part to alleged connections to the Petrobras scandal.

The Bovespa, Brazil's stock index, slid sharply downward during the same time period, as the real depreciated nearly 50 percent in relation to the U.S. dollar. The economy slipped into a steep recession in 2015 and 2016, in which GDP dropped by nearly 4 percent in back-to-back years. In late 2016, unemployment peaked at 12 percent. Although the economy has shown positive movement since early 2017, the recovery remains slow.

Despite the recent struggles, there continues to be promise for Brazil's future. Brazil remains the second-biggest destination for foreign direct investment into developing countries after China, and many Brazilian companies continue to expand in the international arena. Brazil remains the world's largest exporter of several agricultural products, including beef, chicken, coffee, orange juice, and sugar, and the country's International trade and investment relationships continue to diversify considerably to include manufacturing and services. After his election in 2018, Congressman Jair Bolsonaro took taking office in January 2019 on a platform of anti-corruption and restoration of economic growth. While his controversial positions on the environment and indigenous rights angered some constituencies, his election was generally welcomed by foreign and domestic business interests. After global outrage over uncontrolled fires in the Amazon, he backed away from his most extreme environmental positions and re-committed to protecting the forest as an important economic and environmental resources.

Sources: Garry Kasparov, "Putin's Gangster State," *Wall Street Journal*, March 30, 2007, A15; The Economist Intelligence Unit, *Country Report: Russia* (Kent, U.K.: EIU, 2007), 7; "Trust the Locals," *The Economist*, January 25, 2007, 55`-56; Mary Simoes, Brazil's Bolsonaro on the Environment-In his own words," *New York Times*, August 27, 2019, <https://www.nytimes.com/2019/08/27/world/americas/bolsonaro-brazil-environment.html>

Argentina has one of the strongest economies overall, with Page 32 abundant natural resources, a highly literate population, an export-oriented agricultural sector, and a diversified industrial base; however, it has suffered the recurring economic problems of inflation, external debt, capital flight, and budget deficits. Most recently, in 2018, Argentina experienced yet another financial crisis when its currency, the peso, crashed. Over the course of just a few months, the peso depreciated by 50 percent in value when compared to the U.S. dollar. As a result, Argentina's foreign debt became more expensive to repay, inflation soared to over 40 percent, and the Central Bank raised interest rates to 60 percent. Investors feared that Argentina was on the brink of default. To meet its obligations, Argentina was forced to ask the IMF for a US\$50 billion loan. The loan, which was the largest in IMF history, was granted in September 2018. Full economic recovery could take many years (see In the International Spotlight at the end of [Chapter 3](#)).^{95,96,97,98}

Despite the ups and downs, a major development in South America is the growth of intercountry trade, spurred on by the progress toward free-market policies. For over 20 years, 90 percent of trade among Mercosur members (Brazil, Argentina, Paraguay, Uruguay, and until recently Venezuela) has been duty-free. At the same time, South American countries are increasingly looking to do business with the United States. In fact, a survey of businesspeople from Argentina, Brazil, Chile, Colombia, and Venezuela found that the U.S. market, on average, was more important for them than any other. Some of these countries, however, also are looking outside the Americas for growth opportunities. For over two decades, Mercosur has been in discussion with the EU to create free trade between the two blocs, and Chile and Peru have joined the Asia-Pacific Economic Cooperation group and the CPTPP, described earlier. These developments help illustrate the economic dynamism of South America and, especially in light of Asia's recent economic problems,

explain why so many multinationals are interested in doing business with this part of the world.

Middle East and Central Asia Israel, the Arab countries, Iran, Turkey, and the Central Asian countries of the former Soviet Union are a special group of emerging countries. Because of their oil, however, some of these countries are considered to be economically rich. Recently, this region has been in the world news because of the political instability and civil war in Syria, the rise of the Islamic State in Iraq and Syria, and the decade-long wars in Iraq and Afghanistan following the September 11, 2011, terrorist attacks in the United States. Despite the political challenges, these countries continue to try to balance geopolitical/religious forces with economic viability and activity in the international business arena. Students of international management should have a working knowledge of these countries' customs, culture, and management practices, since most industrial nations rely, at least to some degree, on imported oil and since many people around the world work for international, and specifically Arab, employers.

The Arab and Central Asian countries rely almost exclusively on oil production. The price of oil greatly fluctuates, and the Organization of Petroleum Exporting Countries (OPEC) has trouble holding together its cartel. In times of low oil prices, such as from 2015 through 2019, financial pressure increases throughout the region. Often, OPEC will attempt to counter the deflation of prices through mandated production cuts, such as those that occurred from 2018 through mid-2019.⁹⁹ Saudi Arabia, the largest oil producer in the Arab world, was forced to reduce the fuel, water, and power subsidies it provides to its citizens after experiencing budget deficits totaling more than US\$300 billion between 2014 and 2018 due to lower oil revenues.^{100,101} Despite these fluctuations, the countries in the region have accumulated significant wealth over the last 50 years, propelling billions of

dollars of investments in U.S. property and businesses. Many people around the world, including those in the West, work for Arab employers. For example, the Kingdom Holding Company, a conglomerate with ties to the Saudi royal family, has made significant investments in companies like the ride-sharing company Lyft and Four Seasons Hotels and Resorts.

The “Arab Spring” and Syrian Civil War, described in the next chapter, have had a profound impact on the political and economic environment of many countries in this region.

Africa Even though they have considerable natural resources, many African nations remain very poor and undeveloped, and international trade is only beginning to serve as a major source of income. One major problem of doing business in the African continent is the overwhelming diversity of approximately 1 billion people, divided into 3,000 tribes, that speak 1,000 languages and dialects. Also, political instability is pervasive, and this instability generates substantial risks for foreign investors.

In recent years, Africa, especially sub-Saharan Africa, has had a number of severe problems. In addition to tragic tribal wars, there has been the spread of terrible diseases such as AIDS, malaria, and Ebola. These problems have resulted in serious economic setbacks. According to the World Bank, the 2014–2016 Ebola outbreak cost the economies of Guinea, Liberia, and Sierra Leone an estimated US\$2.8 billion of potential economic growth.¹⁰² Disputes surrounding intellectual property rights (IPR) resulted in a delay of Ebola medicine to the affected countries, worsening the outbreak and adding further devastation to the region.¹⁰³ While globalization has opened up new markets for developed countries, developing nations in Africa lack the institutions, infrastructure, and economic capacity to take full advantage of globalization. Other big problems include poverty, malnutrition, illiteracy, corruption, social

breakdown, vanishing resources, overcrowded cities, drought, and homeless refugees. Despite these issues, the future potential of many African countries is promising. Not only are there considerable natural resources, but the diversity itself also can be used to advantage. For example, many African people are familiar with the European cultures and languages of the former colonial powers (e.g., English, French, Dutch, and Portuguese), and this can serve them well in international business as they strive for continued growth. Education has improved in many African countries, providing the opportunity for a high-tech job market. Uncertain times are ahead, but a growing number of MNCs are attempting to make headway in this vast continent. Also, the spirit of these emerging countries has not been broken. There are continuing efforts to stimulate economic growth. Examples of what can be done include Togo, Guinea, and Nigeria, which have sold off many of their state-owned operations to private investors. A special case is South Africa, where apartheid, the former white government's policies of racial segregation and oppression, was dismantled over 20 years ago (see In the International Spotlight at the end of [Chapter 4](#)). Long-jailed former black president Nelson Mandela, who focused on uniting South Africa in the years following the apartheid, was recognized as a world leader. These significant developments have led to an increasing number of the world's MNCs returning to South Africa; however, there continue to be both social and economic problems that, despite Mandela's and his successors' best efforts, signal uncertain times for the years ahead. One major initiative is the country's Broad-Based Black Economic Empowerment (B-BBEE) program, designed to reintegrate the disenfranchised majority into business and economic life.

Africa's economic growth and dynamism have rapidly accelerated in the past two decades. Real GDP has risen at more than twice the pace it did in the 1980s and 1990s.¹⁰⁴ The telecommunications, banking, and retailing sectors have all flourished, while Nigeria and Angola saw their economies accelerate

due in part to higher global fuel prices (see In the International Spotlight at the end of [Chapter 6](#)).¹⁰⁵ It is important to emphasize, however, that sub-Saharan Africa’s recent growth, which has been dependent on foreign direct investment and the high level of global demand for commodities, is particularly sensitive to changes in the global economy. For example, in 2016, low oil prices and China’s economic slowdown stalled sub-Saharan Africa’s growth to a 20-year low. Several years later, the region is still recovering from this downturn (see [Table 1-12](#)).^{106,107} Although global pullback, Page 34 such as China’s slowdown, have meant less foreign direct investment in the near-term, McKinsey, the global consultancy, has found that the rate of return on foreign investment in Africa is actually higher than for any other region, offering positive prospects for this historically struggling region.¹⁰⁸

Table 1-12
Overview of the World Economic Outlook: Projections
(percentage change, unless otherwise noted)

--

	Year over Year				Q4 over Q4		
	2016	2017	Projections		Projections		
			2018	2019	2017	2018	2019
World Output	3.2	3.7	3.9	3.9	4.0	3.8	3.8
Advanced Economies	1.7	2.4	2.4	2.2	2.6	2.4	1.9
United States	1.5	2.3	2.9	2.7	2.6	3.0	2.4
Euro Area	1.8	2.4	2.2	1.9	2.8	1.9	2.0
Germany	1.9	2.5	2.2	2.1	2.9	2.1	1.9
France	1.1	2.3	1.8	1.7	2.8	1.4	1.8
Italy	0.9	1.5	1.2	1.0	1.6	0.9	1.2
Spain	3.3	3.1	2.8	2.2	3.1	2.5	2.2
Japan	1.0	1.7	1.0	0.9	2.0	1.0	-0.6
United Kingdom	1.8	1.7	1.4	1.5	1.3	1.5	1.5
Canada	1.4	3.0	2.1	2.0	3.0	2.1	1.9
Other Advanced Economies	2.3	2.7	2.8	2.7	2.9	2.9	2.7
Emerging and Developing Economies	5.0	4.6	4.9	5.1	5.2	5.0	5.4
Commonwealth of Independent States	0.4	2.1	2.3	2.2	1.5	2.4	2.1
Russia	-0.2	1.5	1.7	1.5	1.1	2.2	1.9
Excluding Russia	1.9	3.6	3.6	3.7	—	—	—
Emerging and Developing Asia	6.5	6.5	6.5	6.5	6.7	6.5	6.5
China	6.7	6.9	6.6	6.4	6.8	6.5	6.3
India	7.1	6.7	7.3	7.5	7.5	7.4	7.8
ASEAN-5	4.9	5.3	5.3	5.3	5.4	5.3	5.4
Emerging and Developing Europe	3.2	5.9	4.3	3.6	6.1	2.1	5.9
Latin America and the Caribbean	-0.6	1.3	1.6	2.6	1.7	1.7	2.6
Brazil	-3.5	1.0	1.8	2.5	2.2	2.3	2.4
Mexico	2.9	2.0	2.3	2.7	1.5	2.8	3.0
Middle East, North Africa, Afghanistan, and Pakistan	5.0	2.2	3.5	3.9	—	—	—
Saudi Arabia	1.7	-0.9	1.9	1.9	-1.4	2.8	2.0
Sub-Saharan Africa	1.5	2.8	3.4	3.8	—	—	—
Nigeria	-1.6	0.8	2.1	2.3	—	—	—
South Africa	0.6	1.3	1.5	1.7	1.9	1.5	1.1
Low-Income Developing Countries	3.5	4.7	5.0	5.3	—	—	—
World Growth Based on Market Exchange Rates	2.5	3.2	3.3	3.3	3.4	3.2	3.1
World Trade Volume (goods and services)	2.2	5.1	4.8	4.5	—	—	—
Advanced Economies	2.2	4.2	4.3	4.0	—	—	—
Emerging and Developing Economies	2.2	6.7	5.7	5.4	—	—	—

Source: IMF World Economic Outlook, July 2018.

[Table 1-12](#) shows economic growth rates and projections for major world regions and countries from 2016 to 2019. Of note is the fact that a number of emerging regions and countries are growing faster than developed countries: notably, China, India, and other Asian economies. [Table 1-13](#) ranks the top 10 countries globally on their “competitiveness” as reported by the World Economic Forum. For 2018,

Hong Kong and Singapore were ranked second and third, respectively. [Table 1-14](#) ranks markets according to several key indicators.

Table 1-13
World's Most Competitive Nations, 2018

Country	Rank
United States	1
Hong Kong SAR	2
Singapore	3
Netherlands	4
Switzerland	5
Denmark	6
United Arab Emirates	7
Norway	8
Sweden	9
Canada	10

Source: "World Competitive Scoreboard." World Economic Forum, 2018.

Table 1-14
Market Potential Indicators Ranking for Emerging Markets, 2018

--

Country	Market Size	Market Growth Rate	Market Intensity	Market Consumption Capacity	Commercial Infrastructure	Economic Freedom	Market Receptivity	Country Risk	Overall Score
China	100	68	1	100	65	33	4	66	100
Hong Kong	2	35	100	44	100	91	100	85	52
India	38	63	33	70	44	55	4	62	51
Singapore	2	54	73	49	77	86	90	92	49
Canada	8	40	71	75	50	92	69	86	48
Japan	17	29	62	96	66	86	7	92	47
Germany	10	33	65	88	63	88	16	97	43
United Kingdom	7	34	82	82	66	93	14	84	41
United Arab Emirates	2	59	99	59	64	57	47	66	41
Switzerland	2	33	80	71	57	97	37	100	40
Ireland	1	58	33	66	50	95	51	86	39
South Korea	8	44	46	79	54	81	17	92	39
Netherlands	3	28	50	73	65	90	42	97	38
France	8	31	62	85	57	73	11	92	37
Belgium	2	29	58	74	62	80	45	92	37
Qatar	1	77	95	58	53	57	21	56	37
Australia	4	40	71	69	51	96	12	92	36
Norway	2	40	75	73	49	88	16	97	35
Austria	2	31	64	73	58	85	17	97	33
Sweden	3	39	51	71	54	91	14	92	33
Spain	5	27	60	77	56	77	9	92	33
Italy	6	22	67	77	57	74	9	86	32
Czech Republic	2	38	35	75	51	88	24	92	32
Slovakia	1	36	48	79	46	78	28	86	32

Source: GlobalEdge. "Market Potential Index 2018." Accessed July 1, 2019. <http://globaledege.msu.edu>.



The World of International Management— Revisited

In the World of International Management at the start of the chapter, you read about how social media is changing how we connect, shaping business strategy and operations, and even affecting diplomacy. Social media and social networks are revolutionizing the nature of international management by allowing producers and consumers to interact directly and bringing populations of the world closer together. Having read this chapter, you should now be more cognizant of the impacts of globalization and many international linkages among countries, firms, and societies on international management. Although controversial, globalization appears unstoppable. The creation of free trade agreements worldwide has helped trigger economic gains in many developing nations. Despite “Brexit,” the consolidation and expansion of the

EU will continue to open up borders and make it easier and more cost-effective for exporters and investors from other countries to do business there. In Asia, formerly closed economies such as India and China have opened up, and other emerging Asian countries such as Indonesia, Malaysia, the Philippines, and Thailand are becoming important emerging economies in their own right. Continued efforts to privatize, deregulate, and liberalize many industries will increase consumer choice and lower prices as competition increases. The rapid growth of social media networks around the world is but one reflection of the interconnected nature of global economies and individuals. In some ways, social media is transcending traditional barriers and impediments to global integration; however, differences in economic systems and approaches persist, making international management an ongoing challenge.

In light of these developments, answer the following questions: (1) What are some of the pros and cons of globalization and free trade? (2) How might the rise of social media result in closer connections (and fewer conflicts) among nations? (3) Which regions of the world are most likely to benefit from globalization and integration in the years to come, and which may experience dislocations or setbacks?

SUMMARY OF KEY POINTS

1. Globalization—the process of increased integration among countries—continues at an accelerated pace. More and more companies—including those from developing countries—are going global, creating opportunities and challenges for the global economy and international management. Globalization has become controversial in some quarters due to perceptions that the

distributions of its benefits are uneven and due to questions raised by offshoring. There have emerged sharp critics of globalization among academics, NGOs, and the developing world, yet the pace of globalization and integration continues unabated.

2. Economic integration is most pronounced in the triad of North America, Europe, and the Pacific Rim. The North American Free Trade Agreement (NAFTA) and its successor, the United States–Mexico–Canada Agreement (USMCA), have turned the region into one giant market. In South America, there is an increasing amount of intercountry trade, sparked by Mercosur. Additionally, trade agreements such as the Central American Free Trade Agreement (CAFTA) are linking countries of the Western Hemisphere together. In Europe, the expansion of the original countries of the European Union (EU) is creating a larger and more diverse union, with dramatic transformation of Central and Eastern European countries such as the Czech Republic, Poland, and Hungary. The Comprehensive and Progressive Agreement for Trans-Pacific Partnership (CPTPP) links together 11 major Asian and Asian-facing economies, and the Transatlantic Trade and Investment Partnership (T-TIP), a proposed trade agreement between the European Union and the United States, could further promote trade and multilateral economic growth in Europe and North America. Africa and the Middle East continue to face complex problems but still hold economic promise for the future. Emerging markets in all regions present both opportunities and challenges for international managers.
3. Different growth rates and shifting demographics are dramatically altering the distribution of economic power around the world.

Notably, China's rapid growth will make it the largest economic power in the world by as early as 2030. India will be the most populous country in the world, and other emerging markets will also become important players. International trade and investment have been increasing dramatically over the years. Major multinational corporations (MNCs) have holdings throughout the world, from North America to Europe to the Pacific Rim to Africa. Some of these holdings are a result of direct investment; others are partnership arrangements with local firms. Small firms also are finding that they must seek out international markets to survive in the future. MNCs from emerging markets are growing rapidly and expanding their global reach. The internationalization of nearly all business has arrived.

4. Different economic systems characterize different countries and regions. These systems, which include market, command, and mixed economies, are represented in different nations and have changed as economic conditions have evolved.

KEY TERMS

[chaebols](#), 29

[Comprehensive and Progressive Agreement for Trans-Pacific Partnership \(CPTPP\)](#), 13

[European Union \(EU\)](#), 12

[foreign direct investment \(FDI\)](#), 16

[globalization](#), 7

[international management](#), 4

[keiretsu](#), 26

[management](#), 4

[maquiladora](#), 24

[Ministry of International Trade and Industry \(MITI\)](#), 26

[MNC](#), 5

[North American Free Trade Agreement \(NAFTA\)](#), 11

[offshoring](#), 7

[outsourcing](#), 7

[United States–Mexico–Canada Agreement \(USMCA\)](#), 11

[World Trade Organization \(WTO\)](#), 9

REVIEW AND DISCUSSION QUESTIONS

1. How has globalization affected different world regions? What are some of the benefits and costs of globalization for different sectors of society (companies, workers, communities)?
 2. How has NAFTA/USMCA affected the economies of North America and how has the EU affected Europe? What importance do these economic pacts have for international managers in North America, Europe, and Asia?
 3. Why are Russia and Eastern Europe of interest to international managers? Identify and describe some reasons for such interest as well as risks associated with doing business in these regions.
- Page 38
4. Many MNCs have secured a foothold in Asia, and many more are looking to develop business relations there. Why does this region of the world hold such interest for international management? Identify and describe some reasons for such interest.
 5. Why would MNCs be interested in South America, India, the Middle East and Central Asia, and Africa, the less developed and emerging countries of the world? Would MNCs be better off

focusing their efforts on more industrialized regions? Explain. **6.** MNCs from emerging markets (India, China, Brazil) are beginning to challenge the dominance of developed country MNCs. What are some advantages that firms from emerging markets bring to their global business? How might MNCs from North America, Europe, and Japan respond to these challenges?

ANSWERS TO THE IN-CHAPTER QUIZ

- 1. c.** U.S.-based Procter & Gamble acquired the Braun company in 2005.
- 2. d.** Lenovo was founded in Beijing in 1984 and maintains operations in both China and the United States.
- 3. d.** Tata Motors, a division of the Indian conglomerate the Tata Group, purchased Jaguar, Land Rover, and related brands from Ford in 2008.
- 4. a.** CJ CheilJedang, a South Korean food conglomerate, acquired a majority stake in the company in 2018.
- 5. a.** B&G, a holding company located in the United States, acquired the Green Giant product line 2015 from General Mills.
- 6. d.** Godiva chocolate is owned by Yildiz Holding, a Turkish conglomerate.
- 7. b.** Vaseline is manufactured by the Anglo-Dutch MNC Unilever PLC.
- 8. d.** Haier Group, the largest appliance manufacturer in the world and headquartered in China, acquired GE Appliances in 2016.

9. d. Holiday Inn is owned by Britain's InterContinental Hotels Group PLC.
10. c. Tropicana orange juice was purchased by U.S.-based PepsiCo.

INTERNET EXERCISE: GLOBAL COMPETITION IN FAST FOOD

One of the best-known franchise operations in the world is McDonald's, and in recent years the company has been working to expand its international presence. But emerging market fast-food companies have succeeded in slowing McDonald's global expansion by catering to local and regional tastes. Philippines-based Jollibee is one such success story. Jollibee has 780 outlets in the Philippines and more than 90 around the world, including in the United States. Visit the McDonald's and Jollibee websites, <https://www.mcdonalds.com> and <https://www.jollibee.com>, and find out what each has planned in terms of its global expansion. Compare their presence in Asia to each other and to the Yum! Brands KFC and Pizza Hut presence in Asia.

Then, based on this assignment and the chapter material, answer these last three questions: (1) Which of these companies seems best positioned in Southeast Asia? (2) What advantages might a "local" brand like Jollibee have over the global companies? What advantages do the global MNCs have? (3) What is your prediction in terms of future growth potential?

ENDNOTES

1. "How Facebook Updated 'Six Degrees of Separation' (It's Now 3.57)," *BBC Newsbeat*, February 5, 2016,

www.bbc.co.uk/newsbeat/article/35500398/how-facebook-updated-six-degrees-of-separation-its-now-357.

2. Avery Hartmans and Rob Price, “Instagram Just Reached 1 Billion Users,” *Business Insider*, June 20, 2018, <https://www.businessinsider.com/instagram-monthly-active-users-1-billion-2018-6>.
3. John Constine, “Instagram Doubles MonthlyUsers to 500M in 2 Years, Sees 300M Daily,” *Tech Crunch*, June 21, 2016, <https://techcrunch.com/2016/06/21/instagram-500-million>.
4. Ibid.
5. Brad Stone and Sarah Frier, “Evan Spiegel Reveals Plan to Turn Snapchat into a Real Business.” *Bloomberg Businessweek*, <https://www.bloomberg.com/news/features/2015-05-26/evan-spiegel-reveals-plan-to-turn-snapchat-into-a-real-business>.
6. Mansoor Iqbal, “Snapchat Revenue and Usage Statistics,” *Business of Apps*, November 6, 2018, <http://www.businessofapps.com/data/snapchat-statistics/#1>.
7. “Marriott International Launches M Live Europe, the Company’s Fourth Global Marketing Real-Time Command Centre,” Marriott, July 25, 2016, <http://news.marriott.com/2016/07/marriott-international-launches-m-live-europe-companys-fourth-global-marketing-real-time-command-centre>.
8. Leslie Josephs, “Inside Marriott’s Social-Media Command Center Where It (Lovingly and Thoughtfully) Spies on Gests,” Quartz, March 11, 2017, <https://qz.com/890383/marriott-is-spying-on-its-guests-and-sometimes-sending-them-champagne>.

9. Leslie Josephs, “Inside Marriott’s Social-Media Command Center Where It (Lovingly and Thoughtfully) Spies on Guests,” Quartz, March 11, 2017, <https://qz.com/890383/marriott-is-spying-on-its-guests-and-sometimes-sending-them-champagne>.
10. Ibid.
11. “Marriott to Unify Loyalty Programs, Enhance Guest Experience,” Nasdaq, April 17, 2018, <https://www.nasdaq.com/article/marriott-to-unify-loyalty-programs-enhance-guest-experience-cm948945>.
12. Shirley Brady, “M Live and ‘Carpet Dad’: Q&A with Matthew Glick, Marriott International,” Brand Channel, January 16, 2018, <https://www.brandchannel.com/2018/01/16/5-questions-marriott-matthew-glick-m-live-011618>.
13. “Marriott International Launches M Live Europe, the Company’s Fourth Global Marketing Real-Time Command Centre.”
14. “Twiplomacy Study 2018,” Twiplomacy, July 10, 2018, <https://twiplomacy.com/blog/twiplomacy-study-2018>.
15. Ibid.
16. “The UN on Social Media,” United Nations, <http://www.un.org/en/sections/about-website/un-social-media>.
17. “China Annual Auto Sales Fall for First Time in about Two Decades with More Pain on the Way.” CNBC, January 3, 2018, <https://www.cnbc.com/2019/01/03/china-annual-auto-sales-fall-for-first-time-in-about-two-decades.html>.
18. “Get a First Look at Our New Innovation Center in Singapore,” *P&G News Blog*, April 1, 2014,

<http://news.pg.com/blog/company-strategy/SGIC>.

19. Ann Williams, “Procter & Gamble to Invest US\$100m in Singapore Digital Innovation Centre, Its First outside US,” *Straits Times*, April 18, 2017, <https://www.straitstimes.com/business/economy/procter-gamble-to-invest-us100m-in-singapore-digital-innovation-centre-its-first>.
20. Tomomi Kikuchi, “Interview: Singapore Drives Innovation at P&G, Asia-Pacific Exec Says,” *Nikkei Asian Review*, September 16, 2017, <https://asia.nikkei.com/Business/Interview-Singapore-drives-innovation-at-P-G-Asia-Pacific-exec-says>.
21. Greg Sandoval, “Google Opening an AI Research Center in Ghana,” *Business Insider*, June 13, 2018, <https://www.businessinsider.com/google-ai-research-center-ghana-africa-2018-6>.
22. <https://cchubnigeria.com/facebook-accelerator-nigeria-unveils-the-12-startups-in-2019-cohort/>.
23. Ized Uanikhehi, “Facebook Launches Community Tech Hub in Nigeria,” CNN.com, December 5, 2017, <https://www.cnn.com/2017/11/22/africa/facebook-community-tech-hub-in-nigeria/index.html>.
24. “Q1 Fiscal 2019,” Accenture, November 30, 2018, <https://newsroom.accenture.com/fact-sheet>.
25. Shilpa Phadnis, “Accenture Says India Employees Have to Specialise,” *Times of India*, July 26, 2018, <https://timesofindia.indiatimes.com/business/india->

[business/accenture-says-india-employees-have-to-specialise-or-go/articleshow/65144526.cms](https://www.accenture.com/us-en/newsroom/articleshow/65144526.cms).

26. “Q1 Fiscal 2019,” Accenture, November 30, 2018, <https://newsroom.accenture.com/fact-sheet>.
27. “What Is the Potential Upside to Accenture’s Outsourcing Business?” *Forbes*, December 13, 2017, <https://www.forbes.com/sites/greatspeculations/2017/12/13/what-is-the-potential-upside-to-accentures-outsourcing-business/#2cbf1de848c2>.
28. Thomas Friedman, *The World Is Flat: A Brief History of the Twenty-first Century* (New York: Farrar, Straus and Giroux, 2005).
29. “Anti-forum Protests Turn Violent,” Associated Press, February 2, 2009.
30. Michael Yaziji and Jonathan P. Doh, *NGOs and Corporations: Conflict and Collaboration* (Cambridge: Cambridge University Press, 2009).
31. For discussions of the benefits of globalization, see Jagdish Bhagwati, *In Defense of Globalization* (New York: Oxford University Press, 2004); Edward Graham, *Fighting the Wrong Enemy: Antiglobal Activists and Multinational Enterprises* (Washington, DC: Institute for International Economics, 2000).
32. For discussion of some of the emerging concerns surrounding globalization, see Peter Singer, *One World: The Ethics of Globalization* (New Haven: Yale University Press, 2002); George Soros, *George Soros on Globalization* (New

York: Public Affairs Books, 2002); Joseph Stiglitz, *Globalization and Its Discontents* (New York: Norton, 2002).

33. “India Remains Ahead of China; Retains World’s Fastest Growing Economy Title,” *Business Today*, January 1, 2019, <https://www.businesstoday.in/top-story/india-remains-ahead-of-china-retains-title-of-world-fastest-growing-economy/story/305803.html>.
34. G. Balachandar, “Vehicle Makers Sans Ford Resume Production at Chennai Factories,” *The Hindu*, December 7, 2015, <http://www.thehindu.com/business/Industry/tamil-nadu-floods-vehicle-makers-sans-ford-resume-production-at-chennai-factories/article7958524.ece>.
35. Paul Blustein, “EU Offers to End Farm Subsidies,” *Washington Post*, May 11, 2004, E1.
36. Alan Beattie and Frances Williams, “Doha Trade Talks Collapse,” *Financial Times*, July 29, 2008.
37. “Developing Nations Call for WTO Deal to Help Poor,” [Reuters.com](https://af.reuters.com/article/topNews/idAFJO-E5AT04C20091130), November 29, 2009. <https://af.reuters.com/article/topNews/idAFJO-E5AT04C20091130>
38. “Trade in Goods with CAFTA-DR,” U.S. Census Bureau, retrieved January 2, 2019, <https://www.census.gov/foreign-trade/balance/c0017.html>.
39. “Trade Agreements,” Office of the U.S. Trade Representative, <https://ustr.gov/trade-agreements>.

40. “Transatlantic Trade and Investment Partnership (T-TIP),” Office of the U.S. Trade Representative, <https://ustr.gov/ttip>.
41. Simon Kennedy, “China Will Overtake the U.S. Economy in Less Than 15 Years, Says HSBC, Challenging Trump’s Claim,” *Financial Post*, September 25, 2018, <https://business.financialpost.com/news/economy/china-will-overtake-the-u-s-in-less-than-15-years-hsbc-says>.
42. The World Bank, “World Bank Positive about Economic Growth Indonesia in 2018,” *Indonesia Investments*, January 12, 2018, <https://www.indonesia-investments.com/news/news-columns/world-bank-positive-about-economic-growth-indonesia-in-2018/item8490?>
43. The World Bank, “Vietnam’s Economic Prospects Improve Further, with GDP Projected to Expand by 6.8 Percent in 2018,” June 14, 2018, <https://www.worldbank.org/en/news/press-release/2018/06/14/vietnams-economic-prospect-improves-further-with-gdp-projected-to-expand-by-68-percent-in-2018>.
44. Dave Sherwood and Felipe Iturrieta, “Asia-Pacific Nations Sign Sweeping Trade Deal without U.S.,” Reuters, March 8, 2018, <https://www.reuters.com/article/us-trade-tpp/asia-pacific-nations-sign-sweeping-trade-deal-without-u-s-idUSKCN1GK0JM>.
45. Greg Ip, “Population Implosion: How Demographics Rule the Global Economy,” WSJ 2050 Demographic Destiny, *Wall Street Journal Online*, November 22, 2015, <http://www.wsj.com/articles/how-demographics-rule-the-global-economy-1448203724>.

46. Toshiko Kaneda, Charlotte Greenbaum, and Kaitlyn Patierno, “2018 World Population Data Sheet with Focus on Changing Age Structures,” Population Reference Bureau, August 24, 2018, <https://www.prb.org/2018-world-population-data-sheet-with-focus-on-changing-age-structures>.
47. Ip, “Population Implosion: How Demographics Rule the Global Economy.”
48. “Life Expectancy,” World Health Organization, retrieved January 2, 2018, https://www.who.int/gho/mortality_burden_disease/life_tables/situation_trends/en.
49. Ip, “Population Implosion: How Demographics Rule the Global Economy.”
50. Kaneda, Greenbaum, and Patierno, “2018 World Population Data Sheet with Focus on Changing Age Structures.”
51. Ibid.
52. Ibid.
53. Ibid.
54. Ibid.
55. Goldman Sachs, “Global Economics Paper No. 99: Dreaming with the BRICs: The Path to 2050,” October 1, 2003.
56. Goldman Sachs, “Global Economics Paper No. 208: The BRICs 10 Years On: Halfway through the Great Transformation,” December 7, 2011.

57. Mark Fahey and Nicholas Wells, “Emerging Markets Funds, by the Numbers,” CNBC, November 9, 2015, <http://www.cnbc.com/2015/11/09/emerging-markets-funds-by-the-numbers.html>.
58. “World Economic Outlook,” IMF, September 24, 2018, <https://www.imf.org/en/Publications/WEO/Issues/2018/09/24/world-economic-outlook-october-2018>.
59. “World Economic Outlook, October 2018,” IMF, October 2018, <https://www.imf.org/external/datamapper/datasets/WEO>.
60. John Hawksworth, “The World in 2050: How Big Will the Major Emerging Market Economies Get and How Can the OECD Compete?” PricewaterhouseCoopers, March 2006.
61. “The Long View: How Will the Global Economic Order Change by 2050?” PricewaterhouseCoopers, February 2017, <https://www.pwc.com/gx/en/world-2050/assets/pwc-the-world-in-2050-full-report-feb-2017.pdf>.
62. Eric Martin, “Move Over, BRICs. Here Come the MISTs.” *Bloomberg Businessweek*, August 9, 2012, <https://www.bloomberg.com/news/articles/2012-08-09/move-over-brics-dot-here-come-the-mists>.
63. George Obulutsa, “Sub-Saharan Africa’s Economic Growth to Quicken to 3.1 Pct in 2018-World Bank,” Reuters, April 18, 2018, <https://www.reuters.com/article/africa-economy/sub-saharan-africas-economic-growth-to-quicken-to-3-1-pct-in-2018-world-bank-idUSL8N1RU30E>.

64. Yuwa Hedrick-Wong, "The Reality of China's Economic Slowdown," *Forbes*, August 23, 2018, <https://www.forbes.com/sites/yuwahedrick-wong/2018/08/23/the-reality-of-chinas-economic-slowdown/#2ca45ec84d86>.
65. WTO, *International Trade Statistics* (Switzerland: WTO, 2019).
66. UNCTAD, *World Investment Report 2018* (Switzerland: United Nations, 2018).
67. R. Glenn Hubbard and Anthony Patrick O'Brien, *Essentials of Economics* (Upper Saddle River, NJ: Pearson Prentice Hall, 2007).
68. Ibid.
69. Ibid.
70. "GDP, Current Prices." International Monetary Fund, 2018, <https://www.imf.org/external/datamapper/NGDPD@WEO/OEMDC/ADVEC/WEO/JPN/FRA/NMQ>.
71. Ken Roberts, "Insult to Injury: Foreign Manufacturers Now Making More Cars in U.S. Than U.S. Companies," *Forbes*, January 22, 2018, <https://www.forbes.com/sites/kenroberts/2018/01/22/insult-to-injury-foreign-manufacturers-now-making-more-cars-in-u-s-than-u-s-companies>.
72. CIA, "Mexico," *The World Factbook*, 2019, <https://www.cia.gov/library/publications/the-world-factbook/geos/mx.html>.

73. Colleen Anne, "Mexico Takes Bids on 25 Offshore Oil Fields Taking One Step Closer to Privatization & Reviving the Energy Sector," [LatinOne.com](http://www.latinone.com), December 16, 2015, <http://www.latinone.com/articles/29157/20151216/mexico-takes-bids-25-offshore-oil-fields-taking-one-step.htm>.
74. Dave Graham, "Mexico Telecoms Regulator Backs AT&T and Telefonica Spectrum Deal," Reuters, December 17, 2015, <http://www.reuters.com/article/us-mexico-at-t-idUSKBN0U106B20151218>.
75. CIA, "European Union," *The World Factbook*, 2019, <https://www.cia.gov/library/publications/the-world-factbook/geos/ee.html>.
76. Ben Knight, "Greece Bailout Deal: Angela Merkel Expects IMF Involvement," *The Guardian*, August 16, 2015, <https://www.theguardian.com/business/2015/aug/16/greece-bailout-deal-angela-merkel-expects-imf-involvement>.
77. Virginia Harrison, "Greek Banks Closed until Thursday," CNN Money, July 14, 2015, <https://money.cnn.com/2015/07/13/news/greece-deal-banks-closed>.
78. Abhinav Ramnarayan, "Greece's July 20 Repayment to ECB Moves into Focus," Reuters, June 30, 2015, <https://www.reuters.com/article/greece-eurobonds-idUSL8N0ZG1QR20150630>.
79. "How Greece's Referendum Works," *The Economist*, July 4, 2015, <https://www.economist.com/blogs/economist-explains/2015/07/economist-explains-2>.

80. Liz Alderman, "Greece's Bailout Is Ending. The Pain Is Far from Over," *New York Times*, August 19, 2018, <https://www.nytimes.com/2018/08/19/business/greece-bailout-financial-crisis.html>.
81. Enrique Aldaz-Carroll, Rogier van den Brink, and Emilia Skrok, "Why Are Poles Unimpressed with Poland's Economic Achievements?" Brookings Institute, December 18, 2018, <https://www.brookings.edu/blog/future-development/2018/12/18/why-are-oles-unimpressed-with-polands-economic-achievements>.
82. Huileng Tan, "China's Economy Grew 6.6% in 2018, the Lowest Pace in 28 Years," CNBC, January 21, 2019, <https://www.cnbc.com/2019/01/21/china-2018-gdp-china-reports-economic-growth-for-fourth-quarter-year.html>.
83. "Why Foreign Companies Are Shutting Shop in China," CNBC, February 2, 2017, <https://www.cnbc.com/2017/02/02/why-foreign-companies-are-shutting-shop-in-china.html>.
84. Grant Clark and Shelly Hagan, "What's Intellectual Property and Does China Steal It?" *Bloomberg Businessweek*, March 22, 2018, <https://www.bloomberg.com/news/articles/2018-03-22/what-s-intellectual-property-and-does-china-steal-it-quicktake>.
85. Matt Clinch, "China Could Soon Be Called Out as a Currency Manipulator. Here's Why," CNBC, August 14, 2018, <https://www.cnbc.com/2018/08/14/china-is-about-to-be-called-out-as-a-currency-manipulatorheres-why.html>.

86. Laurie Burkitt and Shelly Banjo, "Wal-Mart Cries Foul on China Fines," *Wall Street Journal Online*, April 13, 2014, <https://www.wsj.com/news/articles/SB10001424052702304157204579473272856969150?cb=logged0.31542067981929367>.
87. Laurie Burkitt, "Wal-Mart to Triple Spending on Food-Safety in China," *Wall Street Journal Online*, June 17, 2014, www.wsj.com/articles/wal-mart-to-triple-spending-on-food-safety-in-china-1402991720.
88. "Yum's 29% Sales Collapse in China Goes Beyond Avian Flu," Bloomberg.com, May 12, 2013, <https://www.bloomberg.com/news/articles/2013-05-12/yums-29-sales-collapse-in-china-goes-beyond-avian-flu>
89. Thomas Fuller, "Antigovernment Protesters Try to Shut Down Bangkok," *New York Times*, January 12, 2014, https://www.nytimes.com/2014/01/13/world/asia/protests-thailand.html?_r=0.
90. "Thai Prime Minister Dissolves Parliament," Al Jazeera, December 9, 2013, <https://www.aljazeera.com/news/asia-pacific/2013/12/thai-pm-says-she-will-dissolve-parliament-201312913831169537.html>.
91. "Thai Court Rules General Election Invalid," BBC.com, March 21, 2014, <http://www.bbc.com/news/world-asia-26677772>.
92. Walden Bello, "Military Coup Follows Judicial Coup in Thailand," Inquirer.net, May 24, 2014, <http://opinion.inquirer.net/74896/military-coup-follows-judicial-coup-in-thailand>.

- Kiran Rathee, "Budget 2018: Govt Earmarks Rs 100-bn for Telecom Infrastructure," Business Standard, February 1, 2018, https://www.business-standard.com/budget/article/budget-2018-govt-earmarks-rs-100-bn-for-telecom-infrastructure-118020100670_1.html.
93. Simon Romero, Vinod Sreeharsha, and Bryant Rousseau, "Brazil Impeachment: The Process for Removing the President," *New York Times*, May 12, 2016, https://www.nytimes.com/interactive/2016/world/americas/brazil-dilma-rousseff-impeachment.html?_r=0.
94. Luc Cohen, "Argentina's Economic Crisis Explained in Five Charts," Reuters, August 28, 2018, <https://www.reuters.com/article/us-argentina-economy/argentinas-economic-crisis-explained-in-five-charts-idUSKCN1LD1S7>.
95. Sam Meredith, "Argentina's Peso Has Now Fallen 52% against the Dollar This Year," CNBC.com, August 31, 2018, <https://www.cnbc.com/2018/08/31/argentinas-peso-has-fallen-108percent-against-the-dollar-so-far-this-year.html>.
96. "UPDATE 1-Argentina Maintains 2018 Inflation Forecast at 47.5 Pct -Poll," Reuters, December 4, 2018, <https://www.reuters.com/article/argentina-inflation/update-1-argentina-maintains-2018-inflation-forecast-at-475-pct-poll-idUSL1N1Y924A>.
97. Uki Goni, "Argentina Gets Biggest Loan in IMF's History at \$57bn," *The Guardian*, September 26, 2018,
- 98.

<https://www.theguardian.com/world/2018/sep/26/argentina-imf-biggest-loan>.

- 99.** Tom DiChristopher and Sam Meredith, “OPEC and Allies Agree to Cut Oil Production by 1.2 Million Barrels per Day,” CNBC, December 7, 2018, <https://www.cnbc.com/2018/12/07/opec-meeting-saudi-arabia-and-russia-look-to-impose-production-cuts.html>.
- 100.** Rick Gladstone, “Saudi Arabia, Squeezed by Low Oil Prices, Cuts Spending to Shrink Deficit,” *New York Times Online*, December 28, 2015, https://www.nytimes.com/2015/12/29/world/middleeast/squeeze-d-by-low-oil-prices-saudi-arabia-cuts-spending-to-shrink-deficit.html?_r=0.
- 101.** “Saudi Arabia Raises Spending in New Deficit Budget,” France 24, December 18, 2018, <https://www.france24.com/en/20181218-saudi-arabia-raises-spending-new-deficit-budget>.
- 102.** “2014-2015 West Africa Ebola Crisis: Impact Update,” The World Bank, May 10, 2016, <http://pubdocs.worldbank.org/en/297531463677588074/Ebola-Economic-Impact-and-Lessons-Paper-short-version.pdf>.
- 103.** Karen Pauls, “Could Ebola Vaccine Delay Be Due to an Intellectual Property Spat?” CBC News, October 3, 2014, <https://www.cbc.ca/news/canada/manitoba/could-ebola-vaccine-delay-be-due-to-an-intellectual-property-spat-1.2786214>.
- 104.** The World Bank, “Sub-Saharan Africa: Regional Forecast,” Global Economic Prospects,

<https://www.worldbank.org/content/dam/Worldbank/GEP/GEP2015b/Global-Economic-Prospects-June-2015-Sub-Saharan-Africa-analysis.pdf>.

- 105.** Matina Stevis, “IMF Revises Down Sub-Saharan Africa 2015 Growth,” *Wall Street Journal Online*, October 27, 2015, <https://www.wsj.com/articles/imf-revises-sub-saharan-africa-2015-growth-down-1445936591>.
- 106.** Ibid.
- 107.** George Obulutsa, “Sub-Saharan Africa’s Economic Growth to Quicken to 3.1 Pct in 2018 -World Bank,” Reuters, April 18, 2018, <https://www.reuters.com/article/africa-economy/sub-saharan-africas-economic-growth-to-quicken-to-3-1-pct-in-2018-world-bank-idUSL8N1RU30E>.
- 108.** Acha Leke, Susan Lund, Charles Roxburgh, and Arend van Wamelen, “What’s Driving Africa’s Growth,” *McKinsey Quarterly*, June 2010, <https://www.mckinsey.com/global-themes/middle-east-and-africa/whats-driving-africas-growth>.
- 109.** CIA, “India,” *The World Factbook*, 2019, <https://www.cia.gov/library/publications/the-world-factbook/geos/in.html>.
- 110.** Ibid.
- 111.** World Economic Outlook Database, “India,” International Monetary Fund, July 2018, <https://www.imf.org/external/pubs/ft/weo/2018/01/weodata/index.aspx>.
- 112.** Ibid.

113. Ibid.

114. “A Brief History of the Kashmir Conflict,” *The Telegraph*, September 24, 2001,
<https://www.telegraph.co.uk/news/1399992/A-brief-history-of-the-Kashmir-conflict.html>.

115. “The Dire Consequences of India’s Demonetisation Initiative,” *The Economist*, December 3, 2016,
<https://www.economist.com/finance-and-economics/2016/12/03/the-dire-consequences-of-indias-demonetisation-initiative>.



In the International Spotlight

India

India is located in southern Asia, with the Bay of Bengal to the country’s east and the Arabian Sea to its west. Positioned alongside the important trade corridor of the Indian Ocean, India is approximately one-third the size of the United States in area. Its major natural resources consist of coal (fourth-largest reserves in the world), iron ore, manganese, mica, bauxite, rare earth elements, titanium ore, chromite, natural gas,

diamonds, petroleum, limestone, and arable land. The majority of the country's land use (60 percent) is allocated to agriculture. India is a largely rural country that suffers from a significant lack of infrastructure in both metropolitan and rural areas.¹⁰⁹

India boasts a population of 1.36 billion. The country is approximately 80 percent Hindu and 14 percent Muslim. The population is also relatively young: Approximately 85 percent of its population is 54 years old or younger. The population growth rate is a steady 1.14 percent. Hindi is the dominant language, but Indians, depending on their ethnicity and geographic location, speak a variety of other languages as well, including Bengali, Telugu, Marathi, Tamil, Urdu, Gujarati, Kannada, Malayalam, Oriya, Punjabi, Assamese, and Maithili. These various languages form the basis of how the states within the country are divided. While Hindi is the dominant language, English is the language primarily used among the educated class and in commercial and political communication.¹¹⁰

India has an incredibly diverse economy, with a modern industrial and service sector mixed with traditional village farming and handicraft creation. The country has leveraged its educated English-speaking workforce to become a global information technology hub. Services account for over 60 percent of GDP, despite employing less than a third of the 520 million people in the workforce. India's GDP in 2018 was US\$2.8 trillion.¹¹¹ GDP growth in India has been higher and more consistent compared to many of the other larger emerging markets, with recent annual growth rates holding steady at over 7 percent.¹¹²

India still faces numerous socioeconomic and security challenges, including a very high rate of poverty and strained relations with neighboring Pakistan. Per capita income remains below the global average, the country still lacks countrywide improved sanitation, and

global life expectancy ranks 163 out of 223 countries.¹¹³ India's tense relations with Pakistan date back to the moment each gained independence from the British empire. Split along religious lines, India was intended to remain a largely Hindu state, while Pakistan was intended to be a predominantly Muslim one. Fighting between the two neighbors started almost immediately. Kashmir, where the leader of the state was Hindu but the majority of the population was Muslim, has served as a focal point for disagreements between the nations. The multiple wars over this area are known collectively as the "Kashmir Conflict."¹¹⁴

Because India was under British rule, India adopted the "common law" legal system, with certain codes intertwined based on particular religions. As a democratic republic, India's political system is also similar to that of the British system. The country has operated with this form of government since it famously declared independence from the United Kingdom in 1947, marked by peaceful protests countrywide organized by Mahatma Gandhi. The executive branch consists of the president, vice president, prime minister, and cabinet of appointees; the legislative branch is fashioned as a bicameral parliamentary system; and the judicial branch is modeled off of the English court system.

In late 2016, Prime Minister Narendra Modi announced that the country would be withdrawing high denomination bills from circulation in attempts to curb corruption and illicit use of currency. This caused mass panic across the country as customers rushed to exchange old notes, which significantly disrupted the economy for weeks, with the two major stock indices in India falling over 6 percent on the day after the announcement. While the idea received praise from banks and experts internationally, 99.3 percent of the demonetized notes were deposited in

banks, leading analysts to claim that the effort did not effectively remove illicitly used cash from the economy.¹¹⁵

You Be the International Business Consultant

In recent years, U.S.- and European-based companies have largely dominated India's emerging Internet economy. In response, India announced plans in January 2019 to introduce a "national champion" policy that would tighten restrictions on foreign firms, giving domestic start-ups an advantage in the marketplace. A similar plan has worked for domestic Internet retailers in neighboring China, where Alibaba Group Holding Ltd. and Tencent Holdings Ltd. compete without much interference from U.S. and European companies. This announcement comes on the back of massive investments and major successes by foreign firms. Amazon, now India's top online retailer, hopes to continue its growth with a US\$5 billion investment, and Walmart spent US\$16 billion to acquire Flipkart, India's largest domestic online shopping firm.

Page 45

Questions

1. Do you agree with India's position of promoting domestic firms at the risk of less foreign investment?
2. If you were consulting for Walmart or Amazon, how would you suggest that it deal with this new policy?
3. Should Indian consumers care about whether they shop from domestic or foreign companies?
4. What benefits could the Indian economy reap by supporting international firms instead of attempting to lessen their economic influence?

Design Elements: Chess Icon, Globe Icon, People Icon: McGraw-Hill Global Education Holdings, LLC; World map vector: vectorlight/Shutterstock; World map background with globe: one AND only/Shutterstock



Chapter 2

THE POLITICAL, LEGAL, AND TECHNOLOGICAL ENVIRONMENT

OBJECTIVES OF THE CHAPTER

The broader political, legal, and technological environment faced by international managers is changing rapidly. Changes in this environment are more common and rapid, presenting challenges for managers seeking to respond and adapt to this environment. Although there are many dimensions of the external environment relevant to international management, the economic considerations covered in the previous chapter are among the most important, along with the cultural issues covered in [Part Two](#). However, the political, legal, regulatory, and technological dimensions also bear on the international manager in highly significant ways. The objectives of this chapter are to examine how the political, legal, regulatory, and technological environments have changed in recent years, and how these changes pose challenges and opportunities for international managers. In [Chapter 10](#), we return to some of these themes, especially as they relate to political risk and managing the political environment. In this chapter, we outline some of the major trends in the political, legal, and technological environment that will shape the world in which

international managers will compete. The specific objectives of this chapter are

1. **INTRODUCE** the basic political systems that characterize regions and countries around the world and offer brief examples of each and their implications for international management.
2. **PRESENT** an overview of the legal and regulatory environment in which MNCs operate worldwide and highlight differences in the approach to legal and regulatory issues in different jurisdictions.
3. **REVIEW** key technological developments, including the growth of ecommerce, and discuss their impact on MNCs now and in the future.

The World of International Management

Social Media and Political Change

The struggle for government reform has traditionally been a long, painful process. In the past, uprisings in the Middle East were often violently and horrifically repressed by corrupt dictators. Governments censored and controlled news organizations, hiding the atrocities of war from the view of the global community. For example, the true scale of the 1982 Hama massacre, where at least 10,000 Syrian revolutionaries were killed by government forces, is still unclear. Over the last few years, however, the transparency of war and the resulting pace of change appear to be increasing rapidly.

The ongoing conflict in Syria, which first arose in the early 2010s in the wake of the “Arab Spring” that spread across Egypt, Tunisia,

and Libya, has been particularly impacted by the use of social media. Journalism, communication, and transparency from within Syria have all been redefined by the use of social media by ordinary citizens. Unlike past conflicts, the Syrian civil war and resulting refugee crisis unraveled in real time to a global audience through photos and videos on YouTube, Facebook, and Twitter.

Social Media as an Organizing Tool

While previous uprisings lacked widespread communication tools, individuals engaged in the Syrian conflict were equipped with smartphones and social media. Syrian government loyalists, Syrian revolutionaries, and the terrorist organization Islamic State of Iraq and Syria (ISIS) all utilized social media to quickly and efficiently organize their supporters. In the early years of the conflict, the pro-revolution Facebook group “The Syrian Revolution 2011” swelled to nearly half a million members, while the group supporting Syrian President Bashar al-Assad had nearly 3 million. ISIS released propaganda videos on all forms of social media, and the terror group maintained multiple Twitter accounts in an attempt to recruit internationally.

Evidence suggests that at the start of the conflict, the revolutionaries were able to mobilize through social media. Inspired by videos uploaded to YouTube showing the Syrian government harshly cracking down on nonviolent protesters, nearly 100,000 Syrians organized via Facebook and staged a protest in Hama in June 2011. The strength in numbers afforded by social media made the Syrian protests incredibly difficult to dissolve; by using social networking sites, protesters were able to communicate and effectively assemble themselves, far outnumbering the military and government

forces sent to suppress them. Tips on how to protect oneself from tear gas and police batons were shared through Facebook groups, and Twitter served as a communication lifeline when government authorities attempted to disperse the crowds.^{1,2}

Social media provided such a powerful tool to revolutionaries that the Syrian government attempted to completely disrupt Internet service on several occasions throughout the civil war, most notably during the massive protests demanding the removal of President Bashar al-Assad. Widespread outages spread through nearly all of Syria, including Damascus, essentially shutting off all communication with the outside world.³ Cyber attacks were also perpetrated by supporters of the Syrian government in an attempt to censor photos and videos coming from the protesters; malware programs that steal Facebook and YouTube logins were dispatched on a massive scale.⁴ Smartphones morphed into a symbol of the revolutionary forces, with Syrian government soldiers and ISIS border guards often demanding to inspect the cell phones of anyone passing through their posts.⁵

Those fleeing the conflict also utilized social media to plan a safe escape from Syria. Refugees who successfully migrated to Europe assisted those still making the journey through online activity. A Facebook group dedicated to sharing knowledge and advice with fellow refugees swelled to over 100,000 members. Topics ranged from necessary supplies and route information to messages of encouragement. Smugglers, often necessary for safe passage, were recommended and discussed, and even weather conditions were relayed to those making the journey by sea.^{6,7} Refugees in past conflicts often separated from their family and friends with the unfortunate yet realistic possibility that they would never reunite. During the Syrian conflict, refugees were able to send messages to

their loved ones and update them on their safety throughout their journey.⁸ The instant messaging application WhatsApp was particularly popular among refugees not only for familial communication but also for its ability to connect with transportation, smugglers, and even Greek coast guard officials in the event of an emergency.

Social Media as a Journalistic Tool

In the early stages of the war, the Syrian government banned international news media from covering the revolution. As a result, social media became the primary source of photos, videos, and news stories from inside the conflict. The Syrian civil war represented one of the first major conflicts in which citizens could instantly record video from the front lines and, using smartphones, transmit that footage to the Internet in real time. News organizations, unable to gather information from any other source, used the uploaded social media to build their reports.⁹

Syrians from all sides of the conflict created and shared this content on various social networking sites, attempting to build international support for their cause.¹⁰ The sheer amount of content uploaded is staggering; over 4 million videos from within the revolution were uploaded to YouTube between 2011 and 2018, often taken by cell phone.¹¹ Another website, OnSyria, was used by protesters to upload nearly 200,000 videos.

More importantly, smartphones and social networks ensured that any human rights violations from either revolutionaries or the government would be broadcast online, likely eroding any international support that the inflicting party had. One of the most defining moments in the early years of the war occurred when, in August 2013, hundreds

of civilians were killed in a sarin gas chemical attack in Ghouta, allegedly perpetrated by the Syrian government. Almost instantly, witnesses and first responders uploaded photos and video of the aftermath to social networking sites, including YouTube, Reddit, and Twitter. These images marked a critical turning point in global public opinion and international involvement in the war. The U.S. government had taken a hands-off approach prior to the attacks; however, once these human rights violations were broadcast across social media, the U.S. had no choice but to take a formal stand against the Syrian government.¹² Similarly, in April 2018, more than four dozen civilians were killed in an alleged chemical attack in the city of Douma. Video footage of the aftermath was quickly uploaded to social networking sites, and public outcry from around the globe galvanized support for the revolutionaries and against the Syrian government. One week later, the U.S., the U.K., and France launched a 105-missile retaliatory strike against the Scientific Studies and Research Center in Damascus.^{13,14}

Social Media as a Support-Building Tool

Unlike written news releases, pictures and videos have the ability to convey information in emotional ways that transcend language. During the Syrian civil war, social media, used as a visual medium, led the global community to unite behind the plight of the Syrian refugees in an unprecedented way. During the height of the refugee crisis in early 2015, images and videos of overloaded rafts filled with desperately fleeing Syrians dominated the social media. The emotion and suffering of the refugees were conveyed through these images to a worldwide audience in real time. Though thousands of

images, stories, and videos were shared over various social networks during the crisis, the September 2015 photo of a deceased toddler, Aylan Al-Kurdi, who had drowned during his family's attempted escape on a raft across the Mediterranean, provoked global outcry and underscores the power of social media as a support-building tool. As a direct result of this image, financial and emotional support among the global community grew almost instantly.

World leaders, including French President François Hollande, British Prime Minister David Cameron, and Irish Prime Minister Enda Kenny, publically expressed support and shock after seeing the picture of the toddler. Spreading across social networks almost instantly, the hashtag “#kiyiyavuraninsanlik,” meaning “Humanity Washed Ashore,” was shared more than 200,000 times within 24 hours. In the United States, the United Kingdom, and Canada, the hashtag “#RefugeesWelcome” swelled to 1.5 million shares.¹⁵ Within four days, 78 percent of the British public had seen the photo of Al-Kurdi, and 92 percent had at least heard about it. The photo was directly linked to increased support: Those who had seen the photo were nearly twice as likely to say that the United Kingdom should take in more refugees.¹⁶ Support in the form of financial donations also surged. Migrant Offshore Aid Station, an NGO focused on search and rescue efforts, reported a 1,400 percent increase in donations in the 24 hours immediately after the pictures went viral. Donations to organizations such as Oxfam and Care Canada doubled in one week what had been raised all year.¹⁷

The role of social media as an organizing tool, a journalistic tool, and a support-building tool, all in the context of political change, underscores the

interesting interactions of technological progress and political conflict and change. Social media has enabled revolutionaries, governments, journalists, and even terrorists to organize quickly, communicate globally, and build support for their cause, resulting in serious ramifications for international management. It is important for international managers to think through these complex political, legal, and technological issues that arise in a world that embraces rapid change, so that they are prepared for potential challenges. MNCs must collaboratively work with new governments as laws, policies, and regulations are introduced and altered. Managing the political and legal environment will continue to be an important challenge for international managers, as will the rapid changes in the technological environment of global business.

■ Political Environment

Both domestic and international political environments have a major impact on MNCs. As government policies change, MNCs must adjust their strategies and practices to accommodate the new perspectives and actual requirements. Moreover, in a growing number of regions and countries, governments appear to be less stable; therefore, these areas carry more risk than they have in the past. The assessment of political risk and strategies to cope with it will be given specific attention in [Chapter 10](#), but in this chapter we focus on general political systems with selected areas used as illustrations relevant to today's international managers.

The political system or system of government in a country greatly influences how its people manage and conduct business. We discussed in [Chapter 1](#) how the government regulates business practices via economic systems. Here we review the general systems currently in place throughout the world. Political systems vary greatly among nation-states across the world.

The issue with understanding how to conduct international management extends beyond general knowledge of the governmental practices to the specifics of the legal and regulatory frameworks in place. Underlying the actions of a government is the ideology informing the beliefs, values, behavior, and culture of the nation and its political system. We discussed ideologies and the philosophies underpinning them in the introduction to this section. Effective management occurs when these different ideologies and philosophies are recognized and understood.

A political system can be evaluated along two dimensions: the ideology of the system and the degree of individualism or collectivism within the system. The first, ideological dimension focuses on the rights of citizens under governments, ranging from fully democratic to totalitarian. The second dimension measures whether the focus of the political system is on Page 49 individuals or the broader collective. No pure form of government exists in any category, so we can assume that there are many gradations along the two extremes. The observed correlation suggests that democratic societies emphasize individualism, while totalitarian societies lean toward collectivism.¹⁸

Ideologies

Individualism Adopters of individualism adhere to the philosophy that people should be free to pursue economic and political endeavors without constraint. This means that government interest should not solely influence individual behavior. In a business context, this is synonymous with capitalism and is connected to a free-market society (as discussed in Chapter 1), which encourages diversity and competition, compounded with private ownership, to stimulate productivity. It has been argued that private property is more successful, progressive, and productive than communal property due to

increased incentives for maintenance and the focus on care for individually owned property. The idea is that working in a group requires less energy per person to achieve the same goal, but an individual will work as hard as he or she has to in order to survive in a competitive environment. Simply following the status quo will stunt progress, while competing will increase creativity and progress. Modern managers may witness this when dealing with those who adopt an individualist philosophy and then must work in a team situation. Research has shown that team performance is negatively influenced by those who consider themselves individualistic; however, competition stimulates motivation and encourages increased efforts to achieve goals.¹⁹

individualism

The political philosophy that people should be free to pursue economic and political endeavors without constraint ([Chapter 2](#)); the tendency of people to look after themselves and their immediate family only ([Chapter 4](#)).

The groundwork for this ideology was founded long ago. Philosophers such as David Hume (1711–1776), Adam Smith (1723–1790), and even Aristotle (384–322 BC) contributed to these principles. While philosophers created the foundation for this belief system long ago, it can be witnessed playing out through modern practice. Eastern Europe, the former Soviet Union, areas of Latin America, Great Britain, and Sweden all have moved toward the idea that the betterment of society is related to the level of freedom individuals have in pursuing economic goals, along with general individual freedoms and self-expression without governmental constraint. The well-known movement in Britain toward privatization was led by Prime Minister Margaret Thatcher during her 11 years in office (1979–1990), when she successfully transferred ownership of many companies from the state to individuals and reduced the government-owned portion of the gross national

product from 10 to 3.9 percent. She was truly a pioneer in the movement toward a capitalistic society, which has since spread across Europe.

International managers must remain alert to how political changes may impact their business, as a continuous struggle for a foothold in government power often affects leaders in office. As discussed in [Chapter 1](#), the recent referendum in the United Kingdom to leave the EU, a process termed “Brexit,” provides a strong example of this. Fueled by increased concerns about immigration and the role of the EU in managing affairs in member states, the Brexit referendum achieved a slim majority of yes voters. The Conservative party leaders and Theresa May, first elected prime minister in 2016 shortly after the vote, were originally opposed to the Brexit referendum, citing the economic consequences that could result from losing trading partners. However, once the referendum passed, Prime Minister May changed her position, fully supported a complete withdrawal from the EU, and took the lead in guiding the separation process. Depending on the terms of the final Brexit agreement, the flow of goods and services between the United Kingdom and mainland Europe could be increasingly complicated and costly for companies that do business in the region. Government policy, in its attempt to control the economic environment, waxes and wanes, something the international manager must be keenly sensitive to.

Although MNCs need to be responsive to the political environment of individual countries, due in part to the persistence of cultural differences—which will be discussed in [Chapter 5](#)—there are also significant interdependencies. For example, the recent economic crises in Greece, Spain, Portugal, Cyprus, and Ireland have prompted Germany and France to mobilize public and private financial support, even though the two largest Page 50 economies in the euro zone have residual distrust from earlier eras of conflict and disagreement.²⁰ Europe is no longer a group of fragmented countries; it is a giant and expanding, interwoven region in which

international managers must be aware of what is happening politically, not only in the immediate area of operations but also throughout the continent.

Collectivism [Collectivism](#) views the needs and goals of society at large as more important than individual desires.²¹ The reason there is no one rigid form of collectivism is that societal goals and the decision of how to keep people focused on them differ greatly among national cultures. The Greek philosopher Plato (427–347 BC) believed that individual rights should be sacrificed and property should be commonly owned. While on the surface one may assume that this would lead to a classless society, Plato believed that classes should still exist and that the best suited should rule over the people. Many forms of collectivism do not adhere to that idea.

collectivism

The political philosophy that views the needs and goals of society as a whole as more important than individual desires ([Chapter 2](#)); the tendency of people to belong to groups, or collectives, and to look after each other in exchange for loyalty ([Chapter 4](#)).

Collectivism emerged in Germany and Italy as “national socialism,” or fascism. Fascism is an authoritarian political ideology (generally tied to a mass movement) that considers individual and other societal interests inferior to the needs of the state and seeks to forge a type of national unity, usually based on ethnic, religious, cultural, or racial attributes. Various scholars attribute different characteristics to fascism, but the following elements are usually seen as its integral parts: nationalism, authoritarianism, militarism, corporatism, collectivism, totalitarianism, anticommunism, and opposition to economic and political liberalism.

We will explore individualism and collectivism again in [Chapter 4](#) in the context of national cultural characteristics.

Socialism [Socialism](#) directly refers to a society in which there is government ownership of institutions but profit is not the ultimate goal. In addition to historically communist states such as China, North Korea, and Cuba, socialism has been practiced to varying degrees in recent years in a more moderate form—“democratic socialism”—by Great Britain’s Labour party and Germany’s Left party, as well as in France, Spain, Bolivia, and Portugal.²²

socialism

A moderate form of collectivism in which there is government ownership of institutions but profit is not the ultimate goal.

Modern socialism draws on the philosophies of Karl Marx (1818–1883), Friedrich Engels (1820–1895), and Vladimir Ilyich Lenin (1870–1924). Marx believed that governments should own businesses because in a capitalistic society only a few would benefit, and it would probably be at the expense of others in the form of not paying wages due to laborers. He advocated a classless society where everything was essentially communal. Socialism is a broad political movement, and forms of it are unstable. In modern times, it branched off into two extremes: communism and social democracy.

Communism is an extreme form of socialism that was realized through violent revolution and was committed to the idea of a worldwide communist state. During the 1970s, most of the world’s population lived in communist states. The communist party encompassed the former Soviet Union, China, and nations in Eastern Europe, Southeast Asia, Africa, and Latin America. Cuba, Nicaragua, Cambodia, Laos, and Vietnam headed a notorious list. Today much of the communist collective has disintegrated. Though China still exhibits communism in the form of limiting individual political freedom, it has begun to move away from communism in the economic and business realms because

it has discovered the failure of communism as an economic system due to the tendency of common goals to stunt economic progress and individual creativity.

Some transition countries, such as Russia, are postcommunist but retain aspects of an authoritarian government. Russia presents one of the most extreme examples of how the political environment affects international management. Poorly managed approaches to the economic and political transition resulted in neglect, corruption, and confusing changes in economic policy.²³ Devoid of funds and experiencing regular gas pipeline leaks, toxic drinking water, pitted roads, and electricity shutoffs, Russia did not present attractive investment opportunities as it initially moved away from communism. Today, actions by the Russian government in the international arena—including the annexation of Crimea in 2014, the attempted interference in the 2016 U.S. presidential election, and the poisoning of former Page 51 Russian/U.K. double-agent Sergei Skripal in Salisbury, U.K., in 2018—have added increased risk for MNCs and investors. Major companies, including BP, ExxonMobil, and IKEA, have each encountered de facto expropriation, corruption, and state-directed industrialization. Furthermore, sanctions issued by the EU and U.S. have directly impacted the ability of foreign investors to conduct business. Despite these challenges, many companies have taken the risk of investing in Russia. A large population, abundant natural resources, increasing wealth, privatization of the Unified Energy System, and the movement by the Kremlin to begin government funding for the good of society—including education, housing, and health care—all make Russia a potentially lucrative place to do business.^{24,25,26}

One of the biggest problems in Russia and in other transition economies is corruption, which we will discuss in greater depth in [Chapter 3](#). The 2018 Corruption Perception Index from Transparency International ranked Russia 138th out of 180 countries, falling behind Egypt and Colombia.²⁷ Brazil,

China, and India, part of the BRIC emerging markets bloc, consistently score higher than Russia. In the 2018 Heritage Foundation's Index of Economic Freedom, Russia scored an overall 58.2 (out of a possible 100) in the measurement of economic openness, regulatory efficiency, the rule of law, and government size, categorizing the country as "Mostly Unfree."²⁸ As more MNCs invest in Russia, unethical practices will face increasing scrutiny if political forces can be contained. To date, some multinationals have felt that the risk was too great, especially with corruption continuing to spread throughout the country. Despite the Kremlin's support of its citizens, Russia is in danger of becoming a unified, corrupt system. Still, most view Russia as they do China: Both are markets that are too large and potentially too lucrative to ignore.

Social democracy refers to a socialist movement that achieved its goals through nonviolent revolution. This system was pervasive in such Western nations as Australia, France, Germany, Great Britain, Norway, Spain, and Sweden, as well as in India and Brazil. While social democracy was a great influence on these nations at one time, in practice it was not as viable as anticipated. Businesses that were nationalized were quite inefficient due to the guarantee of funding and the monopolistic structure. Citizens suffered a hike in both taxes and prices, which was contrary to the public interest and the good of the people. The 1970s and 1980s witnessed a response to this unfair structure with the success of Britain's Conservative party and Germany's Christian Democratic party, both of which adopted free-market ideals. Margaret Thatcher, as mentioned previously, was a great leader in this movement toward privatization. In recent years, Britain has continued the trend away from social democracy, further altering its longstanding commitment to broad social support programs. Ongoing austerity measures, first implemented in 2010 due to severe budget shortfalls in the wake of the Great Recession, have resulted in a comprehensive restructuring of Britain's

public services. Military spending, social program spending, and financial support for local governments have been reduced dramatically. Despite a budget surplus in 2018, ongoing uncertainty over the economic consequences from the Brexit process have led many to believe that the austerity measures will continue for years to come.²⁹

It is important to note the difference between the nationalization of businesses and nationalism. The nationalization of businesses is the transference of ownership of a business from individuals or groups of individuals to the government. This may be done for several reasons: The ideologies of the country encourage the government to extract more money from the firm, the government believes the firm is hiding money, the government has a large investment in the company, or the government wants to secure wages and employment status because jobs would otherwise be lost. Nationalism, on the other hand, is an ideal in and of itself whereby an individual is completely loyal to his or her nation. People who are a part of this mindset gather under a common flag for such reasons as language or culture. The confusing thing for the international businessperson is that it can be associated with both individualism and collectivism. Nationalism exists in the United States, where there is a national anthem and all citizens gather under a common flag, even though individualism is practiced in the midst of a myriad of cultures and extensive diversity. Nationalism also exists in China, exemplified in the movement against Japan in the mid-1930s and the communist victory in 1949 when communist leader Mao Tse-tung gathered communists and peasants to fight for a common goal. This ultimately led to the People's Republic of China. In the case of modern China, nationalism presupposes collectivism.

Political Systems

There are two basic anchors to political systems, each of which represents an “ideal type” that may not exist in pure form.

Democracy [Democracy](#), with its European roots and strong presence in Northern and Western Europe, refers to the system in which the government is controlled by the citizens either directly or through elections. Essentially, every citizen should be involved in decision-making processes. The representative government ensures individual freedom since anyone who is eligible may have a voice in the choices made.

democracy

A political system in which the government is controlled by the citizens either directly or through elections.

A democratic society cannot exist without at least a two-party system. Once elected, the representative is held accountable to the electorate for his or her actions, and this ultimately limits governmental power. Individual freedoms, such as freedom of expression and assembly, are secured. Further protections of citizens include impartial public service, such as a police force and court systems that also serve the government and, in turn, the electorate, though they are not directly affiliated with any political party. Finally, while representatives may be re-elected, the number of terms is often limited, and an elected representative may be voted out during the next election if he or she does not sufficiently adhere to the goals of the majority ruling. As mentioned earlier, a social democracy combines a socialist ideology with a democratic political system, a situation that has characterized many modern European states as well as some in Latin America and other regions.

Totalitarianism [Totalitarianism](#) refers to a political system in which there is only one representative party, which exhibits control over every facet of

political and human life. Power is often maintained by the suppression of opposition, which can be violent. Media censorship, political repression, and denial of rights and civil liberties are dominant ideals. If there is opposition to government, the response is imprisonment or even worse tactics, often torture. This may be used as a form of rehabilitation or simply a warning to others who may question the government.

totalitarianism

A political system in which there is only one representative party, which exhibits control over every facet of political and human life.

The most common form of totalitarianism is communist totalitarianism. Most dictatorships under the communist party had disintegrated by 1989, aspects and degrees of this form of government are still found in Cuba, North Korea, Laos, Vietnam, and China. The evolution of modern global business has substantially altered the political systems in Vietnam, Laos, and China, each of which has moved toward a more market-based and pluralistic environment. However, each still exhibits some oppression of citizens through the denial of civil liberties. The political environment in China is very complex because of the government's desire to balance national, immediate needs with the challenge of a freemarket economy and globalization. Since joining the WTO in 2001, China has made trade liberalization a top priority. Additionally, in 2018, China took steps to open its automobile, financial, power grid, shipping, and railway industries to more private, foreign investment. However, MNCs still face a host of major obstacles when doing business with and in China. For example, government regulations are applied inconsistently, severely hamper multinational activity, and still favor domestic companies.³⁰ This makes it increasingly difficult for MNCs to gain the proper legal footing. The biggest problem may well be that the government does not know what it wants from multinational investors, and this is what accounts for

the mixed signals and changes in direction that it continually sends. All this obviously increases the importance of knowledgeable international managers.

China may be moving further away from its communist tendencies as it begins supporting a more open, democratic society, at least in the economic sphere. China continues to monitor what it considers antigovernment actions and practices, but there is a discernible shift toward greater tolerance of individual freedoms.³¹ For now, China continues to challenge the capabilities of current international business theory as it transitions through a unique system favoring high governmental control yet striving to unleash a more dynamic market economy.³²

Though the most common, the totalitarian form of government exhibited in China is not the only one. Other forms of totalitarianism exhibit other forms of oppression as well. Parties or governments that govern an entity based on religious principles will ultimately oppress the religious and political expression of its citizens. Examples are Iran and Saudi Arabia, where the laws and government are based on Islamic principles. Conducting business in the Middle East is, in many ways, similar to operating a business in the Western world. The Arab countries have been a generally positive place to do business, as many of these nations are seeking modern technology and most have the financial ability to pay for quality services. Worldwide fallout from the war on terrorism; the rise of ISIS; the Afghanistan, Iraq, and Syrian wars; and the ongoing Israel-Arab conflicts, however, have raised tensions in the Middle East considerably, making the business environment there risky and potentially dangerous.

The 2011 Arab Spring uprisings affected business dealings in the authoritarian and/or totalitarian countries across northern Africa and the Middle East. Reasons for the political unrest varied, but the most commonly included factors were oppressive government rule, economic decline, high unemployment, and human rights violations. Protesters successfully overthrew

four government regimes and forced reforms in almost a dozen others. The political and economic fallout from the Arab Spring, including the Syrian civil war discussed in the opening section of this chapter, has left the business environment with much continued uncertainty. Production and GDP were negatively affected almost overnight, and fuel prices spiked globally. Supply chain routes were disrupted for months, increasing the shipping and logistical costs of goods passing through the region. In Egypt, a military coup overthrew democratically elected Egyptian President Morsi in 2013, and a military general was elected president in a suspect election in 2014. In Libya, the fall of Gaddafi resulted in a power vacuum, inviting increased acts of terrorism. Unemployment in Egypt and Tunisia has not recovered since the uprisings, and inflation remains around 10 percent.³³ According to a late 2011 study by Grant Thornton, 26 percent of businesses in North America, and 22 percent of businesses globally, reported negative effects from the uprisings.³⁴ A map of the countries that were impacted by the Arab Spring can be seen in [Figure 2-1](#). Though many countries in the region have somewhat stabilized, the fallout from the revolutions will continue to impact international business.

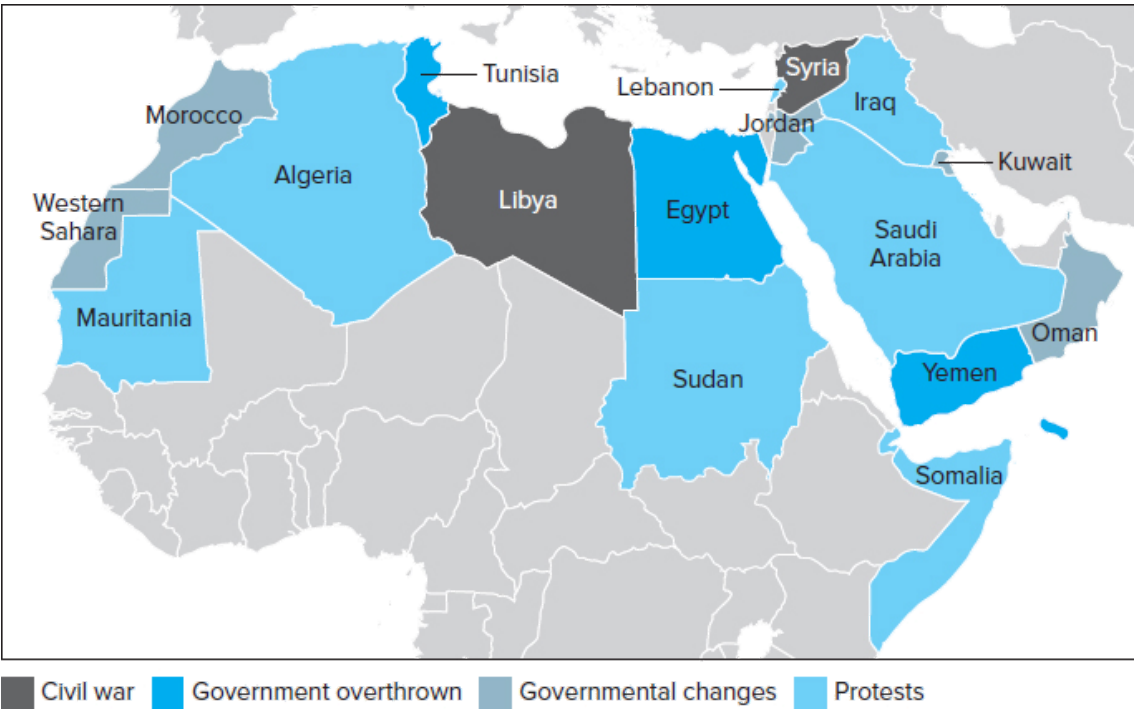


Figure 2-1
Summary of Arab Spring Uprisings

Source: Original graphic by Professor Jonathan Doh.

A Closer Look

The Economic Impacts of Global Terrorism

A New Challenge for the International Business Community

As discussed in the opening section of this chapter, the social media has made global communication easier, which, unfortunately, includes the orchestration of terrorist attacks. Global terrorism is a relatively new challenge; no longer are

terrorist attacks small, one-person events isolated to a particular region or country. Over the last decade, attacks in Madrid, London, and Paris have involved a high degree of complexity and organization. Organizations like ISIS are recruiting worldwide through social networking sites, working to organize attacks far from their home base in Syria. Living in an interconnected world, it would be naïve to believe that the threat of terrorism does not affect the international business community.

Evidence shows that the tourism industry appears to be especially impacted by the threat of terrorism, at least in the short term. According to the British Hospitality Association, a series of terrorist attacks in 2017 at Westminster Bridge, Manchester Arena, and London Bridge, which killed 35 civilians and injured an additional 600, resulted in a sudden, yet temporary, decline in tourism activity in the United Kingdom. The number of visitors to London attractions dropped as much as 15 percent in the days following the London Bridge attack and approximately 6 percent following the Manchester Arena bombing. Hotels reported that the number of visitors declined in the weeks following the London Bridge attacks as well. In places like the U.K., where 10 percent of economic activity and over 4 million jobs are dependent on tourism, even a slight decrease in visitors has a high economic impact. However, research tends to agree that decreased tourism due to terror attacks, though steep, is almost always temporary. According to a 2018 report by the RAND Corporation, tourism in EU countries typically returns to normal levels within three months following an attack.

There is some evidence that terrorism negatively impacts other sectors of the economy in more long-lasting ways. According to the RAND Corporation's 2018 report, the infrastructure sector is particularly vulnerable, as past terrorist attacks have often targeted transportation. The insurance industry also suffers, as damages are often on an unprecedented scale. Foreign investors often choose to divert capital to "safer" countries, resulting in decreased FDI inflows. Terrorism has also led to the implementation of tighter border security globally. This has resulted in difficulties for international trade, which, according to the RAND Corporation, has negatively impacted the manufacturing sector in particular.

Despite these setbacks, the long-term economic impact from terrorist attacks does not appear to be substantial. Past terrorist attack locations, such as New York City and Barcelona, quickly rebounded from short-term economic setbacks. Stock market volatility following previous terror attacks has always stabilized fairly quickly, indicating a continued confidence from investors despite living in a world with this new type of uncertainty. The global economy faces a variety of challenges in the 21st century—climate change, political tensions, and demographic shifts, to name a few. Global terrorism, like these other challenges, will likely continue to cause some disruption to the international business community, but it will not stop economic progress.

Sources: Alexander Hurst, "European Visitor Numbers Down after UK Terror Attacks," *The Telegraph*, July 31, 2017, <https://www.telegraph.co.uk/business/2017/07/31/european-visitor-numbers-uk-terror-attacks>; Wouter van Ballegooij and Piotr Bakowski, "The Fight against

Terrorism,” European Parliamentary Research Service, May 2018, [https://www.europarl.europa.eu/RegData/etudes/STUD/2018/621817/EPRS_STU\(2018\)621817_EN.pdf](https://www.europarl.europa.eu/RegData/etudes/STUD/2018/621817/EPRS_STU(2018)621817_EN.pdf); World Travel and Tourism Council, “Economic Impact 2017: United Kingdom,” 2017, <https://zh.wttc.org/-/media/files/reports/economic-impact-research/archived/countries-2017-old/unitedkingdom2017.pdf>.

One final form of totalitarianism, sometimes referred to as “right-wing,” allows for some economic (but not political) freedoms. While it directly opposes socialist and communist ideas, this form may gain power and support from the military, often in the form of a military leader imposing a government “for the good of the people.” This results in military officers filling most government positions. Such military regimes ruled in Germany and Italy from the 1930s to the 1940s and persisted in Latin America and Asia until the 1980s, when the latter moved toward democratic forms. Recent examples include Myanmar, where the military ruled as a dictatorship from 1962 to 2011, and Thailand, where a military coup d’etat overthrew the constitutional monarchy in 2014.

■ Legal and Regulatory Environment

One reason today’s international environment is so confusing and challenging for MNCs is that they face so many different laws and regulations in their global business operations. These factors affect the way businesses are developed and managed within host nations, so special consideration Page 55 must be paid to the subtle differences in the legal codes from one country to another. Adhering to disparate legal frameworks sometimes prevents large MNCs from capitalizing on manufacturing economies of scale

and scope within these regions. In addition, the sheer complexity and magnitude of bureaucracies require special attention. This, in turn, results in slower time to market and greater costs. MNCs must take time to carefully evaluate the legal framework in each market in which they do business before launching products or services in those markets.

There are four foundations on which laws are based around the world. Briefly summarized, these are

1. **Islamic law**. This is law derived from interpretation of the Qur'an and the teachings of the Prophet Muhammad. It is found in most Islamic countries in the Middle East and Central Asia.

Islamic law

Law that is derived from interpretation of the Qur'an and the teachings of the Prophet Muhammad and is found in most Islamic countries.

2. **Socialist law**. This law comes from the Marxist socialist system and continues to influence regulations in former communist countries, especially those from the former Soviet Union, as well as present-day China, Vietnam, North Korea, and Cuba. Since socialist law requires most property to be owned by the state or state-owned enterprises, MNCs have traditionally shied away from these countries.

socialist law

Law that comes from the Marxist socialist system and continues to influence regulations in countries formerly associated with the Soviet Union as well as China.

3. **Common law**. This comes from English law, and it is the foundation of the legal system in the United States, Canada, England, Australia, New Zealand, and other nations.

common law

Law that derives from English law and is the foundation of legislation in the United States, Canada, and England, among other nations.

4. **Civil or code law**. This law is derived from Roman law and is found in the non-Islamic and nonsocialist countries such as France, some countries in Latin America, and even Louisiana in the United States.

civil or code law

Law that is derived from Roman law and is found in the non-Islamic and nonsocialist countries.

With these broad notions serving as points of departure, the following sections discuss basic principles and examples of the international legal environment facing MNCs today.

Basic Principles of International Law

When compared with domestic law, international law is less coherent because its sources embody not only the laws of individual countries concerned with any dispute but also treaties (universal, multilateral, or bilateral) and conventions (such as the Geneva Convention on Human Rights or the Vienna Convention of Diplomatic Security). In addition, international law contains unwritten understandings that arise from repeated interactions among nations. Conforming to all the different rules and regulations can create a major problem for MNCs. Fortunately, much of what they need to know can be subsumed under several broad and related principles that govern the conduct of international law.

Sovereignty and Sovereign Immunity The [principle of sovereignty](#) holds that governments have the right to rule themselves as they see fit. In turn, this implies that one country's court system cannot be used to rectify injustices or impose penalties in another country unless that country agrees. Thus, while U.S. laws require equality in the workplace for all employees, U.S. citizens who take a job in Japan cannot sue their Japanese employer under the provisions of U.S. law for failure to provide equal opportunity for them.

[principle of sovereignty](#)

An international principle of law that holds that governments have the right to rule themselves as they see fit.

International Jurisdiction International law provides for three types of jurisdictional principles. The first is the [nationality principle](#), which holds that every country has jurisdiction (authority or power) over its citizens no matter where they are located. Therefore, a U.S. manager who violates the American Foreign Corrupt Practices Act while traveling abroad can be found guilty in the United States. The second is the [territoriality principle](#), which holds that every nation has the right of jurisdiction within its legal territory. Therefore, a German firm that sells a defective product in England can be sued under English law, even though the company is headquartered outside England. The third is the [protective principle](#), which holds that every country has jurisdiction over behavior that adversely affects its national security, even if that conduct occurred outside the country. Therefore, a French firm that sells secret U.S. government blueprints for a satellite system can be subjected to U.S. laws.

[nationality principle](#)

A jurisdictional principle of international law that holds that every country has jurisdiction over its citizens no matter where they are located.

territoriality principle

A jurisdictional principle of international law that holds that every nation has the right of jurisdiction within its legal territory.

protective principle

A jurisdictional principle of international law that holds that every country has jurisdiction over behavior that adversely affects its national security, even if the conduct occurred outside that country.

Doctrine of Comity The doctrine of comity holds that there must Page 56 be mutual respect for the laws, institutions, and governments of other countries in the matter of jurisdiction over their own citizens. Although this doctrine is not part of international law, it is part of international custom and tradition.

doctrine of comity

A jurisdictional principle of international law that holds that there must be mutual respect for the laws, institutions, and governments of other countries in the matter of jurisdiction over their own citizens.

Act of State Doctrine Under the act of state doctrine, all acts of other governments are considered to be valid by U.S. courts, even if such acts are inappropriate in the United States. As a result, for example, foreign governments have the right to set limits on the repatriation of MNC profits and to forbid companies from sending more than this amount out of the host country back to the United States.

act of state doctrine

A jurisdictional principle of international law that holds that all acts of other governments are considered to be valid by U.S. courts, even if such acts are illegal or inappropriate under U.S. law.

Treatment and Rights of Aliens Countries have the legal right to refuse the admission of foreign citizens and to impose special restrictions on their conduct, their right of travel, where they can stay, and what business they may conduct. Nations also can deport aliens. For example, the United Kingdom has the right to limit the travel of foreign scientists coming into the United Kingdom to attend a scientific convention and can insist they remain within 5 miles of their hotel. A recent example of this can be seen in the United States, where the Trump administration implemented a controversial Executive Order limiting travel to the United States by citizens of certain countries. Commonly referred to as a “travel ban,” the Executive Order was most recently updated in 2018 and prohibits most citizens from Iran, Libya, North Korea, Syria, Venezuela, Yemen, and Somalia from legally entering the United States for immigration purposes. The admission of refugees from Syria and Venezuela has also been severely limited, and restrictions have been placed on travel for business or tourism purposes.³⁵

Forum for Hearing and Settling Disputes This is a principle of U.S. justice as it applies to international law. At their discretion, U.S. courts can dismiss cases brought before them by foreigners; however, the courts are bound to examine issues such as where the plaintiffs are located, where the evidence must be gathered, and where the property to be used in restitution is located. One of the best examples of this principle is the 1984 Union Carbide pesticide plant disaster in Bhopal, India. Over 2,000 people were killed and thousands left permanently injured when a toxic gas enveloped 40 square kilometers around the plant. The New York Court of Appeals sent the case back to India for resolution.

Examples of Legal and Regulatory Issues

The principles described in the previous section help form the international legal and regulatory framework within which MNCs must operate. In the following, we examine some examples of specific laws and situations that can have a direct impact on international business.

Financial Services Regulation The global financial crisis of 2008–2010 underscored the integrated nature of financial markets around the world and the reality that regulatory failure in one jurisdiction can have severe and immediate impacts on others.³⁶ The global contagion that enveloped the world was exacerbated, in part, by the availability of global derivatives trading and clearing and the relatively lightly regulated private equity and hedge fund industries. The crisis and its broad economic effects have prompted regulators around the world to consider tightening aspects of financial services regulation, especially those related to the risks associated with the derivatives activities of banks and their involvement in trading for their own account. In the United States, financial reform legislation was approved in July 2010, although the degree to which that legislation will prevent another crisis remains hotly debated.³⁷ The nearby Closer Look box compares proposed and implemented financial reform approaches across the globe.

Foreign Corrupt Practices Act During the special prosecutor's investigation of the Watergate scandal in the early 1970s, a number of questionable payments made by U.S. corporations to public officials

 Page 57 abroad were uncovered. These bribes became the focal point of investigations by the U.S. Internal Revenue Service, Securities and Exchange Commission (SEC), and Justice Department. This concern over bribes in the international arena eventually culminated in the 1977 passage of the [Foreign Corrupt Practices Act \(FCPA\)](#), which makes it illegal to influence foreign officials through personal payment or political contributions. The objectives

of the FCPA were to stop U.S. MNCs from initiating or perpetuating corruption in foreign governments and to upgrade the image of both the United States and its businesses abroad.

Foreign Corrupt Practices Act (FCPA)

An act that makes it illegal to influence foreign officials through personal payment or political contributions. It became U.S. law in 1977 because of concerns over bribes in the international business arena.

Critics of the FCPA feared the loss of sales to foreign competitors, especially in those countries where bribery is an accepted way of doing business. Nevertheless, the U.S. government pushed ahead and attempted to enforce the act. Some of the countries that were named in early bribery cases under the law included Algeria, Kuwait, Saudi Arabia, and Turkey. The U.S. State Department tried to convince the SEC and Justice Department not to reveal countries or foreign officials who were involved in its investigations for fear of creating internal political problems for U.S. allies. Although this political sensitivity was justified for the most part, several interesting developments occurred: (1) MNCs found that they could live within the guidelines set down by the FCPA and (2) many foreign governments actually applauded these investigations under the FCPA because it helped them crack down on corruption in their own country.

One analysis reported that since passage of the FCPA, U.S. exports to “bribe-prone” countries actually increased.³⁸ Investigations reveal that once bribes were removed as a key competitive tool, more MNCs were willing to do business in that country. This proved to be true even in the Middle East, where many U.S. MNCs always assumed that bribes were required to ensure contracts. Evidence shows that this is no longer true in most cases; and in cases where it is true, those companies that engage in bribery face a strengthened FCPA that now allows the courts to both fine and imprison guilty

parties. In addition, stepped-up enforcement appears to be having an impact. A report from the law firm Jones Day found that FCPA actions are increasingly targeting individual executives, not just corporations; that penalties imposed under the FCPA have skyrocketed; and that violations have spurred a number of collateral civil actions.³⁹

Bureaucratization Very restrictive foreign bureaucracies are one of the biggest problems facing MNCs. This is particularly true when bureaucratic government controls are inefficient and left uncorrected. A good example is Japan, whose political parties feel more beholden to their local interests than to those in the rest of the country. As a result, it is extremely difficult to reorganize the Japanese bureaucracy and streamline the ways things are done because so many politicians are more interested in the well-being of their own districts than in the long-term well-being of the nation as a whole. In turn, parochial actions create problems for MNCs trying to do business there. The administration of Prime Minister Shinzō Abe of Japan tried to reduce some of this bureaucracy, although the fact that Japan has had seven different prime ministers from 2006 to 2019 has not helped these efforts. Certainly, the long-running recessionary economy of the country is inspiring reforms in the nation's antiquated banking system, opening up the Japanese market to more competition.⁴⁰

Japanese businesses are also becoming more aware of the fact that they are dependent on the world market for many goods and services and that when bureaucratic red tape drives up the costs of these purchases, local consumers pay the price. These businesses are also beginning to realize that government bureaucracy can create a false sense of security and leave them unprepared to face the harsh competitive realities of the international marketplace.

In many developing and emerging markets, bureaucratic red tape impedes business growth and innovation. The World Bank conducts an annual

survey to determine the ease of doing business in a variety of countries around the world. The survey includes individual items related to starting a business, dealing with construction permits, employing workers, registering property, getting credit, protecting investors, paying taxes, trading across borders, enforcing contracts, and closing a business. A composite ranking on the ease of doing business in each country, from 1 to 190, is then compiled. See [Table 2-1](#). A high ranking on the ease-of-doing-business index means the regulatory environment is conducive to the operation of business. This index averages the country's percentile rankings on 10 topics, made up of a variety of indicators, giving equal weight to each topic. Although developed countries generally rank better (higher), there are some developing countries (Thailand, Malaysia) that do well and some developed economies (Greece) that do poorly.

Table 2-1
Ease-of-Doing-Business Ranking among Select Countries (2019)

--

Economy	Ease of Doing Business (Overall) Rank	Starting a Business	Dealing with Construction Permits	Getting Electricity	Registering Property	Getting Credit	Protecting Minority Investors	Paying Taxes	Trading across Borders	Enforcing Contracts	Resolving Insolvency
New Zealand	1	1	6	45	1	1	2	10	60	21	31
Singapore	2	3	8	16	21	32	7	8	45	1	27
South Korea	5	11	10	2	40	60	23	24	33	2	11
Georgia	6	2	27	39	4	12	2	16	43	8	60
United States	8	53	26	54	38	3	50	37	36	16	3
United Kingdom	9	19	17	7	42	32	15	23	30	32	14
United Arab Emirates	11	25	5	1	7	44	15	2	98	9	75
Sweden	12	18	25	9	10	85	33	27	18	38	17
Taiwan	13	20	2	8	19	99	15	29	58	11	23
Malaysia	15	122	3	4	29	32	2	72	48	33	41
Australia	18	7	9	52	50	8	64	26	103	5	20
Canada	22	3	63	121	34	12	11	19	50	96	13
Ireland	23	10	28	43	64	44	15	4	52	102	18
Germany	24	114	24	5	78	44	72	43	40	26	4
Thailand	27	39	67	6	66	44	15	59	59	35	24
Kazakhstan	28	36	35	76	18	60	1	56	102	4	37
Russian Federation	31	32	48	12	12	22	57	53	99	18	55
France	32	30	19	14	96	99	38	55	1	12	28
Japan	39	93	44	22	48	85	64	97	56	52	1
Turkey	43	78	59	60	39	32	26	80	42	19	109
China	46	28	121	14	27	73	64	114	65	6	61
Italy	51	67	104	37	23	112	72	118	1	111	22
Mexico	54	94	93	99	103	8	72	116	66	43	32
Chile	56	72	33	36	61	85	64	76	71	49	51
Kenya	61	126	128	75	122	8	11	91	112	88	57
Vietnam	69	104	21	27	60	32	89	131	100	62	133
Greece	72	44	39	79	153	99	51	65	31	132	62
Indonesia	73	134	112	33	100	44	51	112	116	146	36
India	77	137	52	24	166	22	7	121	80	163	108
South Africa	82	134	96	109	106	73	23	46	143	115	66
Saudi Arabia	92	141	36	64	24	112	7	78	158	59	168
Brazil	109	140	175	40	137	99	48	184	106	48	77
Argentina	119	128	174	103	119	85	57	169	125	107	104
Egypt	120	109	68	96	125	60	72	159	171	160	101
Iran	128	173	86	108	90	99	173	149	121	89	131
Pakistan	136	130	166	167	161	112	26	173	142	156	53
Cambodia	138	185	179	141	124	22	110	137	115	182	79
Nigeria	146	120	149	124	22	12	38	157	182	92	149
Ethiopia	159	167	168	131	144	175	178	130	154	60	148
Bangladesh	176	138	138	179	183	161	89	151	176	189	153
Syrian Arab Republic	179	136	186	158	157	175	95	85	178	161	163
Venezuela, RB	188	190	152	186	138	124	180	189	187	148	165
Somalia	190	188	186	187	152	186	190	190	164	114	168

Source: The World Bank. "Table 1.1: Rankings and the Ease of Doing Business Score, Doing Business 2019." Accessed July 1, 2019. <http://www.doingbusiness.org>.

A Closer Look

Comparing Global Financial Reforms of the 2010s

Preventing More Tax-Funded Bailouts

The G20 wants to end the belief among banks that they are “too big to fail” by requiring resolution mechanisms and “living wills” for speedy windups that don’t destabilize markets. As a legislative body for a unified country, the U.S. Senate was

able to set up an “orderly liquidation” process fairly quickly through Title II of the Dodd-Frank Act. Japan’s Diet passed similar reforms by amending its existing Deposit Insurance Act in 2013.

The EU, as a collection of nearly 30 states with no common insolvency laws, faces a much harder task of thrashing out a pan-EU mechanism, even though cross-border banks dominate the sector. To ensure that resolution funds can quickly be collected and paid even when banks cross international borders, the European Commission established a centralized banking union in 2012. This banking union essentially transfers the legislating of banking policies from individual nations to the EU as a whole. Two major initiatives have resulted from this shift: the Single Supervisory Mechanism (SSM) and the Single Resolution Mechanism (SRM). The SSM, which became operational in 2014, supervises the financial health of banking institutions across Europe. The SRM, which came into force on January 1, 2016, provides restructuring assistance to failing EU banks. The SRM is funded through contributions made by other banking institutions, thereby protecting taxpayers.

Winners/Losers: Banks face an extra levy on top of higher capital and liquidity requirements. Taxpayers should be better shielded from a messy patchwork of global banks, which will come under pressure to “subsidiarize” operations in different countries.

Over-the-Counter Derivatives

The G20 agreed that derivatives should be standardized where possible so that they can be centrally cleared and traded on an exchange by the end of 2012; three-quarters of the G20 members were able to meet this deadline. Some countries have taken reforms a step further. The U.S. Senate adopted legislation (Dodd-Frank Act) requiring banks to spin off their swaps desk to isolate risks from depositors, and in 2014 Canada expanded the ability of banking regulators to set restrictions over banks that trade standard derivatives.

However, some disagreement has risen between the EU and the U.S. within the international derivatives market. Between 2014 and 2016, regulators in Europe and the United States were unable to agree on whether each other's clearinghouse rules were equivalent. Without an agreement, European traders would have faced higher capital requirements, likely resulting in less transnational trading. In 2016, the EU and the United States finally reached a deal on the oversight of clearinghouses, paving the way for a more unified global market.

Winners/Losers: Cross-border trading within the United States and the EU will continue uninterrupted. Corporations face costlier hedging, as there will be heavier capital charges on uncleared trades, but differences in exemption scope could be exploited.

Bonuses

The G20 has introduced principles to curb excessive pay and bonuses, such as requiring a big chunk of a bonus to be

deferred over several years with a clawback mechanism. The United States and the EU are applying these principles and taking their own actions, such as a one-off tax in Britain.

Winners/Losers: Harder to justify big bonuses in the future.

Credit Ratings Agencies

The G20 agreed that ratings agencies should be required to register, report to supervisors, and show how they manage internal conflicts of interest. In 2014, the EU adopted even stricter laws, increasing the disclosure requirements regarding fees charged by credit rating agencies. Also in 2014, the Securities and Exchange Commission in the United States adopted stricter requirements for credit rating agencies, aimed at preventing conflicts of interest and increasing standards and transparency.

Winners/Losers: Ratings agencies will have to justify what they do much more in the future. The “Big Three”—Fitch, S&P, and Moody’s—may face more competition in the EU. The sector faces more efforts to dilute their role in determining bank capital requirements.

Hedge Funds/Private Equity

The United States and EU are working in parallel to introduce a G20 pledge to require hedge fund managers to register and report a range of data on their positions. U.S. law is in line with G20 but exempts private equity and venture capital. The EU wants to go much further by including private equity and

requiring third-country funds and managers to abide by strict requirements if they want to solicit European investors, a step the United States says is discriminatory. Managers of alternative funds in the EU would also have curbs on remuneration, an element absent from U.S. reform.

Winners/Losers: U.S. hedge fund managers may find it harder to do business in the EU. European investors may end up with less choice. Regulators will have better data on funds. EU managers may decamp to Switzerland, though also for tax reasons.

Banks Trading

The U.S. Senate has adopted the “Volcker Rule,” which would ban risky trading unrelated to customers’ needs at deposit-insured banks. The Volcker Rule’s associated regulations were fully implemented in the United States in 2014; Page 59 however, in 2018, the Economic Growth, Regulatory Relief, and Consumer Protection Act exempted smaller banks with less than US\$10 billion in assets. Similar regulation in Europe is unlikely to take shape. Many key EU states are against the rule, as they want to preserve their universal banking model. A proposal drafted by the European Commission in 2015 was scrapped in 2017.

Winners/Losers: Some trading could switch to the EU from the United States inside global banks.

Systemic Risk

The G20 wants mechanisms in place to spot and tackle systemwide risks better, a core lesson from the crisis. The U.S. Senate bill sets up a council of regulators that includes the Federal Reserve, but the U.S. House wants a bigger role for the Fed. The EU has approved a reform that will make the European Central Bank (ECB) the hub of a pan-EU systemic risk board.

Winners/Losers: ECB is a big winner with an enhanced role that many see as a platform for a more pervasive role in the future. Banks will have yet another pair of eyes staring down at them.

Bank Capital Requirements

The push to beef up bank capital and liquidity requirements is being led by the global Basel Committee of central bankers and supervisors, which is toughening up its global accord as requested by the G20. It took at the end of 2012. The U.S. bill directs regulators to increase capital requirements on large financial firms as they grow in size or engage in riskier activities. In 2015, the Federal Reserve further increased the capital requirements for the eight largest banks; however, in 2018, the Federal Reserve also recommended easing liquidity requirements for medium- and smaller-sized banks.

The EU has approved new rules to beef up capital on trading books and allow supervisors to slap extra capital requirements if remuneration is encouraging excessively risky behavior. Additional rules were implemented to strengthen corporate governance and increase transparency.

Winners/Losers: Bank return on equity is set to be squeezed. Regulators will have many more tools to control the sector. Higher costs are likely to be passed on to consumer investors. There could be timing issues, as the EU has been more willing than the United States in the past to adopt Basel rules.

Fixing Securitization

The U.S. Senate bill forces securitizers to keep a baseline 5 percent of credit risk on securitized assets. The EU has already approved a law to this effect.

Winners/Losers: Banks say privately the 5 percent level is low enough not to make much difference and that the key problem is restoring investor confidence into the tarnished sector.

Sources: Silla Brush and Julia-Ambra Verlaine, "EU, U.S. Reach Deal on Clearing Rules for Derivatives Market," *Bloomberg Business*, February 10, 2016; "Factbox: Comparing EU and U.S. Financial Reform," Reuters, May 19, 2010 <https://www.reuters.com/article/us-eu-regulation-factbox/factbox-comparing-eu-and-u-s-financial-reform-idUSTRE64K4XH20100521>; Andrew Mayeda, "Canada to Increase Regulation of Over-the-Counter Derivatives," *Bloomberg Business*, February 11, 2014; "SEC Adopts Credit Rating Agency Reform Rules," U.S. Securities and Exchange Commission, August 27, 2014 <https://www.sec.gov/news/pressrelease/2014-178.html>; Ryan Tracy, Victoria McGrane, and Justin Baer, "Fed Lifts Capital Requirements for Banks," *Wall Street Journal*, July 20, 2015.

Privatization

Another example of the changing international regulatory environment is the current move toward privatization by an increasing number of countries. Privatization opens a host of opportunities for MNCs looking to invest in domestic industries or create joint ventures with local firms. The communist government in Vietnam, where a third of the economy consists of state-owned enterprises, provides a good example. Due to operational inefficiencies, low profitability, and increased foreign competition, the Vietnamese government has implemented an aggressive approach to selling off portions of its many nationalized companies. In 2018, dozens of businesses in a variety of industries, including energy giant PetroVietnam and rice exporter Vinafood II, were partially divested through public stock offerings. This strategy has allowed the Vietnamese government to maintain some ownership in these companies while giving MNCs and investors the ability to influence operations and improve profitability.^{41,42}

Page 60

Page 61

International Management in Action

Bitcoin and Other Decentralized Currencies in the Digital Age

Alternative, extra-governmental currencies have sparked the interest of many, due to the global nature of online transactions. In the past, these virtual currencies were centrally controlled and often quickly shut down by governmental regulations. Virtual currencies in the early

2000s, such as “E-gold” and “Liberty Reserve,” were prone to criminal activity and illegal transactions. These virtual currencies acted more as businesses than as peer-to-peer transaction devices, and the currencies provided little flexibility in real, everyday use.

In 2008, a paper published online by “Satoshi Nakamoto,” titled “Bitcoin: A Peer-to-Peer Electronic Cash System,” outlined a new concept for digital currency, in which open peer-to-peer transactions replace the need for centralized currency oversight and regulation. Little is known about Satoshi Nakamoto, with many now believing that the name is a pseudonym for a group of individuals. In 2009, Nakamoto released the first peer-to-peer Bitcoin software and issued the first round of currency. Unlike its predecessors, Bitcoin is easy to use when purchasing tangible goods. In recent years, Bitcoin has quickly grown into the most widely used digital currency.

Like traditional paper currency, Bitcoin depends on the faith of the users for the system to work. Rather than relying on a central bank, Bitcoin relies on a decentralized ledger system, or “blockchain,” to maintain the overall value within the market. On a basic level, every registered user maintains a copy of the ledger, which displays the individual balance of Bitcoin for every other user. Transactions in Bitcoin are, in essence, just the debiting and crediting of those balances. The open, public sharing of the value of the transactions occurring in Bitcoin is essential, as this allows for the role of the central banking institution to be completely replaced, thereby “decentralizing” the currency.

Bitcoin and other decentralized digital currencies could provide an alternative method of storing value in times of currency uncertainty. During Venezuela's presidential crisis in 2019, for example, financial insecurity resulted in a record-high number of Bitcoin transactions within the country. Bitcoin ATMs were set up in Caracas to ease access to the digital currency, allowing users to quickly transfer cash between the Venezuelan bolivar and their Bitcoin wallets. Similarly, the volatility and high inflation of the Argentine peso led to the installation of over 100 Bitcoin ATMs in Buenos Aires, Argentina, in early 2019.

Governments appear to be cautiously open to the use of Bitcoin within their borders. Almost every country allows the use of Bitcoin for private transactions. The United States and EU have issued only modest warnings regarding the use of digital currencies, and few legal regulations exist. The United States has officially recognized Bitcoin as a commodity since 2015.

Bitcoin's growth has not been completely smooth, however. A series of rapid increases and decreases in the value of a Bitcoin, from US\$0.08 in 2010 to nearly US\$20,000 at the end of 2017 and back down to around US\$3,500 in 2019, has led to many economists, including former U.S. Federal Reserve Chairman Alan Greenspan, to declare the currency a bubble. Though the currency has shown signs of increased stabilization, rapid price swings are still commonplace. Illegal activity, including drug trafficking and money laundering, does occur through Bitcoin marketplaces, though the open ledger concept behind the currency makes

these activities easier to trace. Malware and computer viruses have also led to some limited instances of theft. Bitcoin's encryption, however, is still regarded as strong.

Despite the turbulence that Bitcoin and other digital currencies have experienced, user acceptance continues to grow. By February 2019, the market capitalization of Bitcoin had swelled to about US\$60 billion—representing a nearly 1,000 percent increase in just three years. More than 1,000 retailers, including Dish Network and Microsoft, now accept Bitcoin.

Bitcoin appears to be reaching a tipping point. While some economists insist that Bitcoin will ultimately sink to a value of zero, others predict that the currency's value will rise to over US\$100,000. Perhaps the ultimate success or failure of Bitcoin as a digital currency lies not in its own design but in the uncertainties that led to its initial rise in popularity. If consumers continue to cast doubt over government-issued, centralized currencies, Bitcoin could continue to grow in popularity for years to come.

The trend toward privatization of state-owned enterprises can be seen in developed and developing countries alike. Germany and France embraced the privatization of their telecom industries in the 1990s. In the 2000s, Poland, transitioning from a state-planned economy to a free-market economy, underwent extensive privatization of its state-owned insurance and coal

mining industries, boosting the Warsaw Stock Exchange into one of the top 10 European markets by value.⁴³ More recently, Turkey issued various privatization tenders in the energy and electricity sectors, and Nigeria finalized the privatization of three of the Power Holding Company of Nigeria successor companies.⁴⁴ As described in the International Management in Action box “Brazilian Economic Reform and Recent Challenges” in [Chapter 1](#), Brazil privatized many of its state-owned companies to provide greater competition and access to service.

Even the communist Chinese government, despite maintaining strong control over 80,000 small-scale businesses operating within its borders, has embraced reforms allowing some private investment in state-owned enterprises. These reforms are likely aimed at increasing the profitability of the approximately 115 large state-owned conglomerates.^{45,46}

Regulation of Trade and Investment

The regulation of international trade and investment is another area in which individual countries use their legal and regulatory policies to affect the international management environment. The rapid increase in trade and investment has raised concerns among countries that others are not engaging in fair trade, based on the fundamental principles of international trade as specified in the WTO and other trade and investment agreements. Specifically, international trade rules require countries to provide “national treatment,” which means that they will not discriminate against others in their trade relations. Unfortunately, many countries engage in government support (subsidies) and other types of practices that distort trade. For example, many developing countries require that foreign MNCs take on local partners in order to do business. Others mandate that MNCs employ a certain percentage of local workers or produce a specific amount in their country. These

practices are not limited to developing countries. Japan, the United States, and many European countries use product standards, “buy local” regulations, tariffs on specific goods, and other policies to protect domestic industries and restrict trade. For example, in 2018, the United States imposed new tariffs on steel, aluminum, and solar panel imports in an effort to protect domestic jobs in those industries. As a result, many trading partners, including China, Canada, Mexico, and the EU, implemented retaliatory tariffs of their own.

Most trade agreements require that countries extend most-favored-nation status such that trade benefits accorded one country (such as tariff reductions under the WTO) are accorded all other countries that are parties to that agreement. The emergence of regional trade arrangements has called into question this commitment because, by definition, agreements among a few countries (NAFTA/USMCA, EU) give preference to those specific members over those who are not part of these trading “blocs.” As discussed in [Chapter 1](#), many countries engage in antidumping actions intended to offset the practice of trading partners “dumping” products at below cost or home market price, as well as countervailing duty actions intended to offset foreign government subsidization. In each case, there is evidence that many countries abuse these laws to protect domestic industries, something the WTO has been more vigilant in monitoring in recent years.

■ Technological Environment and Global Shifts in Production

Technological advancements not only connect the world at incredible speed but also aid in the increased quality of products, information gathering, and R&D. Manufacturing, information processing, and transportation are just a few examples of where technology improves organizational and personal business. Instant communication and connectivity have become a necessity for

MNCs when conducting business globally; this is becoming increasingly easier as technology contributes to “flattening the world.” Thomas Friedman, in his book *The World Is Flat*, writes that such events as the introduction of the Internet, along with mobile technologies, open sourcing, and work flow software distribution, not only enable businesses and individuals to access vast amounts of information at their fingertips in real time but also are resulting in the world flattening into a more level playing field.⁴⁷

Trends in Technology, Communication, and Innovation

The innovation of the microprocessor could be considered the foundation of much of the technological and computing advancements seen today.⁴⁸ The creation of a digital framework allowed high-power computer performance at low cost, leading to breakthroughs such as enhanced telecommunication systems, which will be explored in greater depth later in the chapter. Today, computers, telephones, televisions, and wireless forms of communication have merged to create multimedia products and allow users anywhere in the world to communicate with one another. The Internet, coupled with smartphone technology, allows one to obtain information instantaneously from billions of sources, all from the palm of one’s hand.

Furthermore, concepts like the open-source model allow for free and legal sharing of software and code, which may be utilized by underdeveloped countries in an attempt to gain competitive advantage while minimizing costs. India exemplifies this practice, as several of its state and local governments have adopted the open-source Linux operating system (OS) in place of the global standard Microsoft Windows. For example, the Indian state of Kerala switched to the Linux OS in all 2,600 of its high schools, enabling each user to configure the system to his or her needs, with the goal of creating a new

generation of adept programmers. More broadly, a number of for-profit and nonprofit firms have been aggressively working to put low-cost computers into the hands of the hundreds of millions of children in the developing world who have not benefited from the information and computing revolution.

There is also a great potential for disruptions, both accidental and intentional, as the world relies more and more on digital communication and imaging. The world is connected by a vast network of fiber-optic cables that we do not see because they are buried either underground or under water. Roughly the width of a garden hose, 200 sets of these cables carry 99 percent of all transoceanic communication, leading to a great deal of system vulnerability.^{49,50} In 2018, 10 west African countries experienced Internet and communication outages when a fishing boat damaged one cable off the coast of Mauritania. In some places, outages lasted for more than two days. The fact that so many people were reliant on a mere 4-inch-thick cable shows the potential risks associated with greater global connectivity.⁵¹

We have reviewed general influences of technology here, but what are some of the specific dimensions of technology and in what other ways does technology affect international management? Here we explore some of the dimensions of the technological environment currently facing international management, with a closer look at biotechnology, e-business, telecommunications, and the connection among technology, outsourcing, and offshoring.

In addition to the trends mentioned previously, other specific ways in which technology will affect international management in the next decade include the following:

1. The “Internet of Things” refers to the equipping of physical objects, such as cars, televisions, and buildings, with sensors, software, and network connectivity, allowing them to share information and data with each other. In the near future, the Internet

of Things will interconnect nearly every device that is sold, giving businesses the ability to gather real-time user data and transmit new information such as software upgrades back to the devices. This technology is already used heavily in the automobile industry, where self-driving cars transmit data between other cars and the manufacturer.

2. Blockchain technology, which is the idea of using an open ledger to record transactions and ownership, is perhaps best known today for its use in Bitcoin. However, blockchain technology is poised to transform the financial services industry, along with the entire concept of contracts and transactions of both financial assets and physical property.
3. Rapid advancements in artificial intelligence (AI) have led many to speculate that it will be the next major technological disruptor. Machine Learning, which is a subset of AI, is the concept that computers and other devices will be able to learn, complete, and improve upon tasks they were never taught how to do. Every sector of the global economy, including health care, manufacturing, and retail, will see transformative changes due to AI.
4. The field of robotics, though not new, is being coupled with the latest technological developments to improve processes in the manufacturing, medical, and scientific communities. For example, the widespread availability of small motors, GPS technology, and flying drones is opening the door to increased robotic use in remote, hard-to-access areas.⁵²

The development and subsequent use of these technologies have greatly benefited the most developed countries in which they were first deployed.

However, the most positive effects should be seen in developing countries where inefficiencies in labor and production impede growth. Although all these technological innovations will affect international management, specific technologies will have especially pronounced effects in transforming economies and business practices. The following discussion highlights some specific dimensions of the technological environment currently facing international management.

Biotechnology

The digital age has given rise to such innovations as computers, smartphones, and wireless technology. Advancements within this realm allow for more efficient communication and productivity to the point where the digital world has extended its effect from information systems to biology. Biotechnology is the integration of science and technology, but more specifically it is the creation of agricultural and medical products through industrial use and manipulation of living organisms. At first glance, it appears that the fusion of these two disciplines could breed a modern bionic human immune to disease, especially with movements toward technologically advanced prosthetics, cell regeneration through stem cell research, or laboratory-engineered drugs to help prevent or cure diseases such as HIV or cancer.

Pharmaceutical competition is also prevalent on the global scale with China's raw material reserve and the emergence of biotech companies such as Genentech and Gilead. India is emerging as a major player, with Mumbai-based Sun Pharmaceutical producing effective, affordable, and mostly generic drugs (for further discussion on drug affordability internationally and the ethics of drug pricing, see the [In-Depth Integrative Case 1.2](#) at the end of [Part One](#)).⁵³ While pharmaceutical companies mainly manufacture drugs through a process similar to that of organic chemistry, biotech companies attempt to

discover genetic abnormalities or medicinal solutions through exploring organisms at the molecular level or by formulating compounds from inorganic materials that mirror organic substances. DNA manipulation in the laboratory extends beyond human research. As mentioned earlier, another aspect of biotech research is geared toward agriculture. In the United States and Brazil, ethanol production has increased substantially, with corn and sugarcane serving as feedstock. Automobile gasoline in Brazil is mandated to consist of nearly 25 percent ethanol, and blended gasoline is encouraged in the United States through tax subsidies.^{54,55} However, some have raised concerns regarding increased food prices caused by using sugarcane and corn as a fuel alternatives. For this and many other reasons, global companies like Bayer AG and BASF AG have invested in agricultural biotechnology to create genetically modified seeds such as drought-tolerant corn and herbicide-tolerant soybeans. (See the supplemental online simulation related to the U.S.-EU dispute over trade in genetically modified organisms.) Advancements in this industry include nutritionally advanced crops that may help alleviate world hunger.⁵⁶

Aside from crops, the meat industry has also benefited from biotechnology. The outbreak of mad cow disease, which affected close to 200,000 cows in the United Kingdom, sparked concern when evidence of the disease spread throughout Western Europe; however, researchers in Page 65 the United States and Japan bio-engineered a solution to the problem by eliminating the gene that is the predecessor to making the animal susceptible to this ailment. Today, mad cow disease is nearly eradicated.^{57,58} Another biotechnological advancement, “cultured meat,” could radically change the way that meat products are produced. *Cultured meat* refers to authentic meat products that are grown in a lab, using animal stem cells. Although the technology is still in its infancy, cultured meat could provide a

more environmentally friendly, widely available, and safer alternative to farm-grown livestock.⁵⁹

The world is certainly changing, and the trend toward technological integration is far from over. Whether one desires laser surgery to correct eyesight, a vaccine for emerging viruses, or more nutritious food, there is a biotechnology firm competing to be the first to achieve these goals. Hunger and poor health care are worldwide issues, and advancement in global biotechnology is working to raise the standards.

E-Business

The widespread use of the Internet around the globe has had a dramatic effect on international commerce. [Table 2-2](#) shows Internet penetration rates for major world regions, illustrating the dramatic increase from 2000 to 2018 and the accompanying growth rates. Africa has exhibited the highest growth rate, at more than 10,000 percent.

Hundreds of millions of people around the world have purchased goods from [Amazon.com](#), and the company now maintains operations in 16 countries around the world (see The World of International Management at the beginning of [Chapter 11](#)). A host of other electronic retailers (e-tailers), discovering that their home-grown retailing expertise can be easily transferred and adapted for the international market, have followed suit.⁶⁰ Dell Technologies has been offering B2C electronic business-to-consumer (B2C) goods and services in Europe for a number of years, and the Chinese conglomerate Alibaba offers a variety of products, including retail goods, cloud computing, and artificial intelligence (AI), to customers in nearly every country.⁶¹ Even automakers have adapted new, digital strategies; Tesla sells most of its cars directly to customers through the Internet, and Toyota is testing a similar model.⁶² Other firms are looking to use e-business to improve their

current operations. For example, Deutsche Bank has overhauled its entire retail network with the goal of winning affluent customers across the continent.⁶³ Yet the most popular form of e-business is for business-to-business (B2B) dealings, such as placing orders and interacting with suppliers worldwide. B2C transactions will not be as large, but this is an area where many MNCs are trying to improve their operations.

Table 2-2
World Internet Usage and Population Statistics

World Regions	Population (2018 est.)	Internet Users 2000	Internet Users 2018	Penetration (% population)	Growth 2000–2018	Users % of Total
Africa	1,287,914,329	4,514,400	464,923,169	36.1%	10,199%	11.0%
Asia	4,207,588,157	114,304,000	2,062,197,366	49.0	1,704	49.0
Europe	827,650,849	105,096,093	705,064,923	85.2	570	16.8
Middle East	254,438,981	3,284,800	164,037,259	64.5	4,894	3.9
North America	363,844,662	108,096,800	345,660,847	95.0	219	8.2
Latin America/ Caribbean	652,047,996	18,068,919	438,248,446	67.2	2,325	10.4
Oceania/Australia	41,273,454	7,620,480	28,439,277	68.9	273	0.7
WORLD TOTAL	7,634,758,428	360,985,492	4,208,571,287	55.1	1,066	100.0

Source: "Usage and Population Statistic." Internet World Stats, June 30, 2018.

The area of e-business that continues to have the biggest impact Page 66 for customers is e-retailing and financial services. With just a mobile device and a credit card, customers can conduct business with retailers and entrepreneurs across the globe. However, with so much personal information being transferred and stored digitally, information security remains a problem. A number of high-profile data breaches in recent years have impacted hundreds of millions of consumers. For example, in 2018, hospitality company Marriott International revealed that digitally stored information for as many as 500 million customers was compromised, including passport numbers and credit cards.⁶⁴

Some companies, such as Ally Bank and Capital One 360, are completely “disintermediating” banking by eliminating the branches and other bricks-and-mortar facilities altogether. Through these direct banks, customers complete all transactions online, with higher interest rates often offered to those who agree to paperless statements and communication. In the decade-plus since the global financial crisis, not one of the 300-plus bank failures in the U.S. has been an online bank.⁶⁵

Telecommunications

One of the most important dimensions of the technological environment facing international management is telecommunications and the impact of mobile devices. Because of the quick and relatively inexpensive installation of cellular infrastructure (compared to traditional landline telephones), a technological “leapfrogging” is occurring in many developing economies, in which regions of the world are moving from a situation where landline phones were completely unavailable to one where mobile phones are available everywhere, including rural areas. This is especially true in sub-Saharan Africa, where landline phones are virtually nonexistent but cell phone penetration is growing at nearly 5 percent annually. Through increased productivity and e-commerce, cell phone access is now generating over 7 percent of GDP in sub-Saharan Africa annually.⁶⁶

In addition, smartphone technology has merged two previously discrete methods of communication: the telephone and the Internet. Internet access through cell phones has, in many ways, replaced access via computers. By 2018, a majority of all e-mails had been opened on mobile phones.⁶⁷ Social networking sites have seen an even larger shift to mobile; by 2017 over 1.15 billion people were checking Facebook daily via their smartphones, and 93 percent of all video views on Twitter occur on mobile devices.^{68,69} In less

developed countries, such as South America, Africa, and Eastern Europe, customers once waited years to get a telephone installed and Internet access was nonexistent; today, wireless technology is proving to be a financial boon for these regions.

One reason for this rapid increase in telecommunications services is that many countries believe that, without an efficient communications system, their economic growth may stall. Additionally, governments are accepting the belief that the only way to attract foreign investment and know-how in telecommunications is to cede control to private industry. Many governments are reluctant to allow so much private and foreign ownership of such a vital industry; however, they also are aware that foreign investors will go elsewhere if the deal is not satisfactory. As a result, while most telecommunications operations in the Asia-Pacific region were state-run a few decades ago, a growing number are now in private hands. Singapore Telecommunications, Thailand's Telecom Asia, Korea's KT Corporation, and Globe Telecom in the Philippines all have been privatized, and MNCs have helped in this process by providing investment funds. Today, the Hong Kong-based investment management company First Pacific holds a 25 percent stake in the Philippine Long Distance Telephone Company (PLDT), and the Japanese government has privatized nearly two-thirds of Nippon Telegraph & Telephone (NTT). At the same time, Thailand is loosening regulations on foreign investment in telecom, and KT Corporation has established operations in Brunei, Mongolia, Poland, and Uzbekistan.

Developing countries are eager to attract telecommunications firms and offer liberal terms. This liberalization has resulted in rapid increases in wireless penetration. Between 2005 and 2017, the total number of mobile subscriptions in developing countries grew dramatically—from 1.2 Page 67 billion to nearly 6.1 billion.⁷⁰ Apple and Samsung, two of the largest mobile phone producers globally, have been aggressively penetrating

emerging markets with smartphone technology (see The World of International Management at the beginning of [Chapter 5](#)). According to the International Telecommunications Union, mobile phone penetration in developing economies now stands at over 98 percent. Nearly half of those mobile subscriptions are broadband connections. Growth was rapid in all regions but fastest in Africa; it is estimated that mobile phone penetration in Africa stands at over 78 percent. This represents a nearly one-to-one ratio of people to mobile devices.⁷¹ African mobile users are increasingly relying on their devices for commerce and payment. Transactions are conducted via text message, and users are not even required to hold a bank account. As of 2018, M-Pesa, one of the more popular mobile money transferring services, had over 23 million subscribers in Kenya alone, with daily transfers in excess of US\$162 million.^{72,73} Asia remains the largest smartphone market globally, with almost 1.5 billion cellular service subscriptions in China and about 1.1 billion in India in 2018.⁷⁴

Counterfeit smartphones remain an issue in many emerging markets, where it is estimated that 20 percent of all smartphones are fake.⁷⁵ However, there are signs that some effort is being taken to protect authentic products. In 2018, the U.S. Justice Department convicted a 43-year-old Chinese national of smuggling over 40,000 counterfeit phones into the United States, and in 2015, police in Beijing busted a large-scale counterfeiting operation that included hundreds of employees and six production lines.^{76,77}

Technological Advancements, Outsourcing, and Offshoring

As MNCs use advanced technology to help them communicate, produce, and deliver their goods and services internationally, they face a new challenge: how technology will affect the nature and number of their employees. Some

informed observers note that technology already has eliminated much of the work being done by middle management and white-collar staff. Mounting cost pressures resulting from increased globalization of competition and profit expectations exerted by investors have placed pressure on MNCs to outsource or offshore production to take advantage of lower labor and other costs.⁷⁸ In the past century, machines replaced millions of manual laborers, but those who worked with their minds were able to thrive and survive. During the past three decades in particular, employees in blue-collar, smokestack industries such as steel and autos have been downsized by technology, and the result has been a permanent restructuring of the number of employees needed to run factories efficiently. In the 1990s, a similar trend unfolded in the white-collar service industries (insurance, banks, and even government). Most recently, this trend affected high-tech companies in the late 1990s and early 2000s, when, after the dot-com bubble burst, hundreds of thousands of jobs were lost, and again in 2008–2010, when many jobs were lost in finance and related industries as a result of the financial crisis and global recession. Furthermore, job recovery in the wake of the financial crisis has been largely dependent on lower-wage jobs.⁷⁹

Some experts predict that, in the future, technology has the potential to displace employees in all industries, from those doing low-skilled jobs to those holding positions traditionally associated with knowledge work. For example, voice recognition is helping replace telephone operators; the demand for postal workers has been reduced substantially by the use of e-mail; and online banking is quickly creating a cashless economy where in-person bank tellers are not needed. Also, AI systems can eliminate human thinking completely. For example, American Express has an expert system that performs credit analyses formerly completed by college-graduate financial analysts. In the medical field, AI can diagnose some illnesses as well as

doctors can, and robots capable of performing certain operations are starting to be used.

Emerging information technology also makes work more portable. As a result, MNCs have been able to move certain production activities overseas to capitalize on cheap labor resources. This is especially true for work that can be easily contracted with overseas locations. For example, low-paid workers in India and other Asian countries are now subcontracted to work on labor-intensive software development and code-writing jobs. A restructuring of the nature of work and of employment is a result of such information technology; [Table 2-3](#) identifies some winners and losers in the workforce in recent years.

Table 2-3
Winners and Losers in Selected Occupations: Percentage Change Forecasts for 2016–2026

--

The 10 Occupations with the Largest Projected Employment Growth 2016–2026

Occupation	Employment in Millions		Difference	Percent change
	2016	2026		
Personal care aides	2,016.1	2,793.8	777.6	38.6%
Combined food preparation and serving workers, including fast food	3,452.2	4,032.1	579.9	16.8
Registered nurses	2,955.2	3,393.2	438.1	14.8
Home health aides	911.5	1,342.7	431.2	47.3
Software developers, applications	831.3	1,086.6	255.4	30.7
Janitors and cleaners, except maids and housekeeping cleaners	2,384.6	2,621.2	236.5	9.9
General and operations managers	2,263.1	2,468.3	205.2	9.1
Laborers and freight, stock, and material movers, hand	2,628.4	2,828.1	199.7	7.6
Medical assistants	634.4	818.4	183.9	29.0
Waiters and waitresses	2,600.5	2,783.0	182.5	7.0

The 10 Occupations with the Largest Projected Employment Declines, 2016–2026

Occupation	Employment in Millions		Difference	Percent change
	2016	2026		
Secretaries and administrative assistants, except legal, medical, and executive	2,536.2	2,371.3	−164.9	−6.5%
Team assemblers	1,130.9	985.9	−145.0	−12.8
Executive secretaries and executive administrative assistants	685.3	566.2	−119.2	−17.4
Inspectors, testers, sorters, samplers, and weighers	520.7	465.2	−55.5	−10.7
Electrical and electronic equipment assemblers	218.9	173.3	−45.6	−20.8
Data entry keyers	203.8	160.6	−43.3	−21.2
Tellers	502.7	460.9	−41.8	−8.3
Postal service mail carriers	316.7	278.5	−38.2	−12.1
Legal secretaries	194.7	157.5	−37.1	−19.1
Correctional officers and jailers	450.0	415.5	−34.5	−7.7

Bureau of Labor Statistics. "Tables 4 and 6, Employment Projections." Accessed April 12, 2019. <http://www.bls.gov/emp/tables.htm>.

The new technological environment has both positives and negatives for MNCs and societies as a whole. On the positive side, the cost of doing business worldwide should decline, thanks to the opportunities that technology offers in substituting lower-cost machines for higher-priced labor. Over time, productivity should go up, and prices should go down. On the negative side, many employees will find either their jobs eliminated or their wages and salaries reduced because they have been replaced by machines and their skills are no longer in high demand. By some estimates, nearly 800 million jobs could be replaced by AI by the year 2030.⁸⁰ This job loss from technology can be especially devastating in developing countries. However, it

doesn't have to be this way. A case in point is South Africa's showcase for automotive productivity as represented by the Delta Motor Corporation's Opel Corsa plant in Port Elizabeth. To provide as many jobs as possible, this world-class operation automated only 23 percent, compared to more than 85 percent auto assembly in Europe and North America.⁸¹ Toyota's Page 69 Georgetown, Kentucky, plant has followed a similar model. While automation now plays major role in the manufacturing process at the facility, Toyota's workers have shifted their focus to quality control, resulting in a better finished product with the same number of employees.⁸² Some industries can also add jobs. For example, the positive has outweighed the negative in the computer and information technology industry, despite its ups and downs. Specifically, employment in the U.S. computer software industry has increased over the last decade. In less developed countries such as India, a high-tech boom in recent years has created jobs and opportunities for a growing number of people.⁸³ Even though developed countries such as Japan and the United States are most affected by technological displacement of workers, both nations still lead the world in creating new jobs and shifting their traditional industrial structure toward a high-tech, knowledge-based economy.

The precise impact that the advanced technological environment will have on international management over the next decade is difficult to forecast. One thing is certain, however; there is no turning back the technological clock. MNCs and nations alike must evaluate the impact of these changes carefully and realize that their economic performance is closely tied to keeping up with, or ahead of, rapidly advancing technology.



The World of International Management— Revisited

Political, legal, and technological environments can alter the landscape for global companies. The chapter opening World of International Management described how social media can be used a tool for political change—both positive and negative. It has allowed political groups to organize, journalists to communicate and report on political developments, and citizens to mobilize and build support for political movements. This situation underscores the increasing uncertainty in the global business environment and the rapidity and extent of political and legal change. It also highlights how technology is contributing to accelerating change and how traditional legal systems have difficulty keeping pace with these changes. International managers need to be aware of how differing political, legal, and technological environments are affecting their business and how globalization, security concerns, and other developments influence these environments. Changes in political, legal, and environmental conditions also open up new business opportunities but close some old ones.

In light of the information you have learned from reading this chapter, you should have a good understanding of these environments and some of the ways in which they will affect companies doing business abroad. Drawing on this knowledge, answer the following questions: (1) How will changes in the political and legal environment in the Middle East and North Africa, including the potential economic impacts of terrorism, affect U.S. MNCs conducting business there? (2) How might evolving political interests and legal systems affect future investment in the region? (3) How does technology result in greater integration and dependencies among economies, political systems, and financial markets, but also greater fragility?

SUMMARY OF KEY POINTS

1. The global political environment can be understood via an appreciation of ideologies and political systems. Ideologies, including individualism and collectivism, reflect underlying tendencies in society. Political systems, including democracy and totalitarianism, incorporate ideologies into political structures. There are fewer and fewer purely collectivist or socialist societies, although totalitarianism still exists in several countries and regions. Many countries are experiencing transitions from more socialist to democratic systems, reflecting related trends discussed in [Chapter 1](#) toward more market-oriented economic systems.
2. The current legal and regulatory environment is both complex and confusing. There are many different laws and regulations to which MNCs doing business internationally must conform, and each nation is unique. Also, MNCs must abide by the laws of their own country. For example, U.S. MNCs must obey the rules set down by

Page 70

 the Foreign Corrupt Practices Act. Privatization and regulation of trade also affect the legal and regulatory environment in specific countries.
3. The technological environment is changing quickly and is having a major impact on international business. This will continue in the future with, for example, blockchain technology, advanced robotics, and developments in artificial intelligence as they offer developing countries new opportunities to leapfrog into the 21st century. New markets are being created for high-tech MNCs that are eager to provide telecommunications service. Technological developments also impact both the nature and the structure of employment, shifting the industrial structure toward a more high-tech, knowledge-based

economy. MNCs that understand and take advantage of this high-tech environment should prosper, but they also must keep up, or go ahead, to survive.

KEY TERMS

[act of state doctrine](#), 56
[civil or code law](#), 55
[collectivism](#), 50
[common law](#), 55
[democracy](#), 52
[doctrine of comity](#), 56
[Foreign Corrupt Practices Act \(FCPA\)](#), 57
[individualism](#), 49
[Islamic law](#), 55
[nationality principle](#), 55
[principle of sovereignty](#), 55
[protective principle](#), 55
[socialism](#), 50
[socialist law](#), 55
[territoriality principle](#), 55
[totalitarianism](#), 52

REVIEW AND DISCUSSION QUESTIONS

1. In what ways do different ideologies and political systems influence the environment in which MNCs operate? Would these challenges be fewer for those operating in the EU than for those in Russia or China? Why or why not?

2. How do the following legal principles impact MNC operations: the principle of sovereignty, the nationality principle, the territoriality principle, the protective principle, and the principle of comity?
3. How will advances in technology and telecommunications affect developing countries? Give some specific examples.
4. Why are developing countries interested in privatizing their state-owned industries? What opportunities does privatization have for MNCs?

INTERNET EXERCISE: HITACHI GOES WORLDWIDE

Hitachi products are well known in the United States, as well as in Europe and Asia. However, in an effort to maintain its international momentum, the Japanese MNC is continuing to push forward into new markets, especially emerging markets, while developing new products. Visit the MNC at its website, www.hitachi.com, and examine some of the latest developments that are taking place. Begin by reviewing the firm's current activities in Asia, specifically Hong Kong and Singapore. Then look at how it is doing business in North America. Finally, read about its European operations. Then answer these three questions: (1) What kinds of products and systems does the firm offer? What are its primary areas of emphasis? (2) In what types of environments does it operate? Is Hitachi primarily interested in developed markets, or is it also pushing into newly emerging markets? (3) Based on what it has been doing over the last two to three years, what do you think Hitachi's future strategy will be in competing in the environment of international business?

ENDNOTES

1. “Syrian Protests Grow Despite Attacks, Internet Cut,” *USA Today*, June 3, 2011, http://usatoday30.usatoday.com/news/world/2011-06-03-syria-unrest_n.htm.
2. Nicholas Blanford, “On Facebook and Twitter, Spreading Revolution in Syria,” *The Christian Science Monitor*, April 8, 2011, <https://www.csmonitor.com/World/Middle-East/2011/0408/On-Facebook-and-Twitter-spreading-revolution-in-Syria>.
3. Rosemary D’Amour, “Syria Utilites ‘Kill Switch’ as Internet Freedom Debate Heats Up,” *Broadband-Breakfast*, June 17, 2011, <http://broadbandbreakfast.com/2011/06/syria-utilizes-kill-switch-as-internet-freedom-debate-heats-up>.
4. Eva Galperin, “Fake YouTube Site Targets Syrian Activists with Malware,” *Electronic Frontier Foundation*, March 12, 2012, <https://www.eff.org/deeplinks/2012/03/fake-youtube-site-targets-syrian-activistsmalware>.
5. Matthew Brunwasser, “A 21st Century Migrant’s Essentials: Food, Shelter, Smartphone,” *New York Times*, August 25, 2015, <http://mobile.nytimes.com/2015/08/26/world/europe/a-21st-century-migrants-checklist-water-shelter-smartphone.html?r=3&referrer=http://jilltxt.net/?p=4332>.
6. Andrew Byrne and Erika Solomon, “Refugees Seek Help from Social Media,” *Financial Times*, September 11, 2015, <https://www.ft.com/intl/cms/s/0/09625b90-56fc-11e5-a28b-50226830d644.html#axzz3xjqWWaD1>.

7. Brunwasser, “A 21st Century Migrant’s Essentials: Food, Shelter, Smartphone.”
8. Ibid.
9. Zeina Karam, “Syria’s Civil War Plays Out on Social Media,” *Huffington Post*, October 19, 2013, https://www.huffingtonpost.com/huff-wires/20131019/ml--syria-youtube-war/?utm_hp_ref=world&ir=world.
10. Ibid.
11. Armin Rosen, “Erasing History: YouTube’s Deletion of Syria War Videos Concerns Human Rights Groups,” *Fast Company*, March 7, 2018, <https://www.fastcompany.com/40540411/erasing-history-youtubes-deletion-of-syria-war-videos-concerns-human-rights-groups>.
12. Jennifer Moire, “5 Ways Social Media Spread Word of Syrian Chemical Attack,” *Adweek Social Times*, August 27, 2013, <https://www.adweek.com/socialtimes/5-ways-social-media-spread-word-of-syrian-chemical-attack/135905>.
13. “Syria War: What We Know about Douma ‘Chemical Attack,’” BBC, July 10, 2018, <https://www.bbc.com/news/world-middle-east-43697084>.
14. “French Declassified Intelligence Report on Syria Gas Attacks,” Reuters, April 14, 2018, <https://www.reuters.com/article/us-mideast-crisis-syria-france-intellige/french-declassified-intelligence-report-on-syria-gas-attacks-idUSKBN1HL0N1>.

15. Mukul Devichand, "Alan Kurdi's Aunt: My Dead Nephew's Picture Saved Thousands of Lives," BBC News, January 2, 2016, <https://www.bbc.com/news/blogs-trending-35116022>.
16. "BBC Newsnight Refugee Poll," ComRes, September 2015, <https://www.comresglobal.com/polls/bbc-newsnight-refugee-poll>.
17. Rachelle Younglai and Jacqueline Nelson, "Until Now, Syria a Hard Sell for Donations," UNHCR, September 6, 2015, <https://www.unhcr.org/cgi-bin/texis/vtx/refdaily?pass=52fc6fbd5&id=55ed341e5>.
18. Michael Gundlach, "Understanding the Relationship between Individualism-Collectivism and Team Performance through an Integration of Social Identity Theory and the Social Relations Model," *Human Relations* 59, no. 12 (2006): 1603–32.
19. Donald Ball, Michael Geringer, Michael Minor, and Jeanne McNett, *International Business: The Challenge of Global Competition* (New York: McGraw-Hill, 2009).
20. Alessandra Galloni, Charles Forelle, and Stephen Fidler, "France, Germany Weigh Rescue Plan for Greece," *Wall Street Journal Online*, February 11, 2010, <https://www.wsj.com/articles/SB10001424052748704140104575056751636031606>.
21. Henry W. Spiegel and Ann Hubbard, *The Growth of Economic Thought* (Durham, NC: Duke University Press, 1991).
22. Donald Ball and Michael Geringer, *International Business: The Challenge of Global Competition* (New York: McGraw-Hill,

2012).

23. Daniel J. McCarthy, Sheila M. Puffer, and Alexander I. Naumov, "Russia's Retreat to Statization and the Implications for Business," *Journal of World Business* 35, no. 3 (2000): 258.
24. Jason Bush, "Russia's New Deal," *BusinessWeek Online*, March 29, 2007, <https://www.bloomberg.com/news/articles/2007-03-29/russias-new-dealbusinessweek-business-news-stock-market-and-financial-advice>.
25. Karen Price Mueller, "Risk and Reward: Is Russia a Good Place to Invest Right Now?" *NJ.com Business*, November 7, 2018, https://www.nj.com/business/index.ssf/2018/11/risk_and_reward_is_russia_a_good_place_to_invest_r.html.
26. Mark McNamee, "Navigating the Complexities of Doing Business in Russia," *Harvard Business Review*, May 29, 2017, <https://hbr.org/2017/05/navigating-the-complexities-of-doing-business-in-russia>.
27. Transparency International, *Corruption Perceptions Index* 2018, <https://www.transparency.org/cpi2018>.
28. Heritage Foundation, *Index of Economic Freedom* 2018, <https://www.heritage.org/index/>.
29. Peter S. Goodman, "In Britain, Austerity Is Changing Everything," *New York Times*, May 28, 2018, <https://www.nytimes.com/2018/05/28/world/europe/uk-austerity-poverty.html>.
30. Jethro Mullen, "China Opens Up More of Its Economy to Foreign Companies," *CNN Business*, July 29, 2018,

<https://money.cnn.com/2018/06/29/news/economy/china-foreign-investment-restrictions/index.html>.

31. “When Opium Can Be Benign,” *The Economist*, February 1, 2007, 25–27.
32. John Child and David K. Tse, “China’s Transition and Its Implications for International Business,” *Journal of International Business Studies*, First Quarter 2001: 5–21.
33. Andre Tartar and Salma El Wardany, “The Grim Economic Legacy of the Arab Spring Poster Children,” *Bloomberg Businessweek*, October 27, 2015, <https://www.bloomberg.com/news/articles/2015-10-28/the-grim-economic-legacy-of-the-arab-spring-poster-children>.
34. “Business Counts the Cost of the Arab Spring, Now, Syria a Hard Sell for Donations,” UNHCR, Grant Thornton, June 21, 2011.
35. Raquel Aldana, “The Travel Ban in Numbers: Why Families and Refugees Lose Big,” *The Conversation*, July 1, 2018, <http://theconversation.com/the-travel-ban-in-numbers-why-families-and-refugees-lose-big-99064>.
36. “International: Financial Crisis Goes Global,” *New York Times*, September 19, 2008.
37. David M. Herszenhorn, “Financial Overhaul Wins Final Approval in House,” *New York Times*, June 30, 2010, A1.
38. John Graham, “Foreign Corrupt Practices Act: A Manager’s Guide,” *California Management Review*, Summer 1987, p. 9.
39. R. Christopher Cook and Stephanie Connor, “The Foreign Corruption Practices Act: 2010 and Beyond,” [Jonesday.com](http://jonesday.com),

January 2010,

<https://www.jonesday.com/files/Publication/f0950ee5-18bb-496f-acfe-662b219a108e/Presentation/PublicationAttachment/ada2352f-00b0-4240-aeef-250a23629ba8/FCPA%20Enforcement%20Trends.pdf>.

40. Katsunori Nagayasu, “How Japan Restored Its Financial System,” *Wall Street Journal Online*, August 6, 2009, <https://www.wsj.com/articles/SB10001424052970204313604574327783590022854>.
41. Ralph Jennings, “Vietnam Promises Bid Privatization Push for 2019, but Reality May Fall Short,” *Forbes*, December 30, 2018, <https://www.forbes.com/sites/ralphjennings/2018/12/30/vietnam-s-promises-big-privatization-push-for-2019-but-reality-may-fall-short/#243c6e6b2c51>.
42. “Vietnam Raises \$51 Million from Selling 23 Percent of Vinafood II at IPO,” Reuters, March 14, 2018, <https://www.reuters.com/article/us-vinafood-2-ipo/vietnam-raises-51-million-from-selling-23-percent-of-vinafood-ii-at-ipo-idUSKCN1GQ0DW>.
43. Marcin Sobczyk, “Warsaw Rows Back from Large-Scale Asset Sales,” *Wall Street Journal Online*, July 4, 2014, <https://www.wsj.com/articles/polish-government-rows-back-from-large-scale-asset-sales-1404469210>.
44. “Privatization Alert,” Fdi.net, May 2010.
45. Scott Cendrowski, “Why China’s SOE Reform Would Always Disappoint,” *Fortune*, September 15, 2015,

<http://fortune.com/2015/09/15/why-chinas-soe-reform-would-always-disappoint>.

46. Gabriel Wildau, "China Cautiously Embraces Privatisation of State-Owned Enterprises," *Financial Times*, September 25, 2015, <https://www.ft.com/intl/cms/s/0/69253d76-633c-11e5-97e9-7f0bf5e7177b.html#axzz3y5XO5C6p>.
47. Thomas Friedman, *The World Is Flat (Updated and Expanded): A Brief History of the Twenty-first Century* (New York: Farrar, Straus and Giroux, 2006).
48. Charles W. L. Hill, *International Business* (New York: McGraw-Hill/Irwin, 2011).
49. Greg Miller, "Undersea Internet Cables Are Surprisingly Vulnerable," Wired.com, October 29, 2015, <https://www.wired.com/2015/10/undersea-cable-maps>.
50. Douglas Main, "Underseas Cables Transport 99 Percent of All International Data," *Newsweek*, April 2, 2015, <https://www.newsweek.com/undersea-cables-transport-99-percent-international-communications-319072>.
51. Chris Baynes, "Entire Country Taken Offline for Two Days after Undersea Internet Cable Cut," *The Independent*, April 10, 2018, <https://www.independent.co.uk/news/world/africa/mauritiana-internet-cut-underwater-cable-offline-days-west-africa-a8298551.html>.
52. "Five Technologies for the Next Ten Years," McKinsey & Company, September 2016,

<https://www.mckinsey.com/industries/oil-and-gas/our-insights/five-technologies-for-the-next-ten-years>

53. Nicholas Zamiska and Eric Bellman, “Ranbaxy Unveils Its Ambition to Be a Generics Powerhouse,” *Wall Street Journal*, January 10, 2007, A11.
54. “Using Biofuel Tax Credits to Achieve Energy and Environmental Policy Goals,” Congressional Budget Office, July 14, 2010, <https://www.cbo.gov/publication/21444?index=11477>.
55. Tom Murse, “Understanding the Ethanol Subsidy,” ThoughtCo.com, July 6, 2018, <https://www.thoughtco.com/understanding-the-ethanol-subsidy-3321701>.
56. Doris De Guzman, “Monsanto Sows More Seeds,” *ICIS Chemical Business Americas* 270, no. 2 (2007): 26.
57. “World’s First BSE-Immune Cow,” *Asia Pacific Biotech News* 8, no. 12 (2004): 682.
58. “‘Mad Cow Disease’ at Aberdeenshire Farm after BSE Confirmed,” BBC, October 18, 2018, <https://www.bbc.com/news/uk-scotland-north-east-orkney-shetland-45901043>.
59. Clara Rodríguez Fernández, “Infographic: All You Need to Know about Cultured Meat,” Labiotech, February 4, 2018, <https://labiotech.eu/infographics/cultured-meat-infographic>.
60. David Miltenberg, “SDN Sees Growth in High Speed Links,” *Business Journal*, May 14, 2004, 1.

61. Betsy Tse, "Alibaba's Logistics Ambition Goes Global," EJInsight, June 16, 2014, <http://www.ejinsight.com/20140616-alibaba-logistics-global>.
62. James Ayre, "Toyota Following Tesla's Lead, Trying Out Direct Online Sales," Clean Technica, August 29, 2015, <http://cleantechnica.com/2015/08/29/toyota-following-teslas-lead-trying-direct-online-sales>.
63. "Deutsche Bank Govvie Honcho: Business as Usual Now," *Bondweek*, June 22, 2003, 1.
64. Sinead Baker, "500 Million Marriott Customers Have Had Their Data Hacked after Staying at Hotels Including W, Sheraton, and Westin," *Business Insider*, November 30, 2018, <https://www.businessinsider.com/marriott-data-breach-500-million-guests-affected-2018-11>.
65. "Failed Bank List," FDIC, February 1, 2019, <https://www.fdic.gov/bank/individual/failed/banklist.html>.
66. "The Mobile Economy Sub-Saharan Africa 2018," GSM Association, 2018, <https://www.gsma.com/mobileeconomy/sub-saharan-africa>.
67. Jess Nelson, "Majority of Emails Read on Mobile Devices," *Email Marketing Daily*, July 21, 2017, <https://www.mediapost.com/publications/article/304735/majority-of-emails-read-on-mobile-devices.html>.
68. Kerry Flynn, "Facebook Is within Reach of 2 Billion Users," Mashable, February 1, 2017,

<https://mashable.com/2017/02/01/facebook-earnings-record-user-growth/#P3pnho5cWiq0>.

69. Liz Alton, “3 Reasons Videos Capture Twitter’s Mobile Audience,” *Twitter*, July 2017, <https://business.twitter.com/en/blog/3-reasons-videos-capture-twitthers-mobile-audience.html>.
70. “ICT Facts and Figures 2017,” ITU, 2017, https://www.itu.int/en/ITU-D/Statistics/Documents/statistics/2017/ITU_Key_2005-2017_ICT_data.xls.
71. Ibid.
72. Heidi Vogt, “Making Change: Mobile Pay in Africa,” *Wall Street Journal Online*, January 2, 2015, <https://www.wsj.com/articles/making-change-mobile-pay-in-africa-1420156199>.
73. Toby Shapshak, “How Mobile Money Continues to Boom in Africa,” *Forbes*, November 27, 2018, <https://www.forbes.com/sites/tobyshapshak/2018/11/27/how-mobile-money-continues-to-boom-in-africa/#731079af205c>.
74. “Ericsson Mobility Report,” Ericsson, June 2018. https://www.ericsson.com/en/mobility-report?gclid=EAIaIQobChMIp6qxwfCA5QIVBeiGCh0i4QMMEAAYA_SAAEgLb8_D_BwE
75. “One in Five Mobile Phones Shipped Abroad Is Fake,” OECD, March 28, 2017, <http://www.oecd.org/internet/one-in-five-mobile-phones-shipped-abroad-is-fake.htm>.

76. Taylor Tiamoyo Harris, “Man Admits to Smuggling 40K Fake Apple Products into US,” [NJ.com](https://www.nj.com/news/index.ssf/2018/02/man_admits_to_smuggling_40k_fake_ipads_iphones_int.html), February 3, 2018, https://www.nj.com/news/index.ssf/2018/02/man_admits_to_smuggling_40k_fake_ipads_iphones_int.html.
77. Yang Jie, “Chinese Firm Made Fake iPhones Worth \$19.4 Million, Police Say,” *Wall Street Journal Online*, July 27, 2015, <http://blogs.wsj.com/chinarealtime/2015/07/27/chinese-firm-made-fake-iphones-worth-19-4-million-police-say>.
78. Jonathan P. Doh, Kraiwinee Bunyaratavej, and Eugene E. Hahn, “Separable but Not Equal: The Location Determinants of Discrete Offshoring Activities,” *Journal of International Business Studies* 40, no. 6 (2009): 926–43.
79. Cole Strangler, “Unemployment Report: Six Years after the Great Recession, Are the Good Jobs Ever Coming Back?” *International Business Times*, March 6, 2015, <https://www.ibtimes.com/unemployment-report-six-years-after-great-recession-are-good-jobs-ever-coming-back-1838178>.
80. Courtney Connley, “Robots May Replace 800 Million Workers by 2030. These Skills Will Keep You Employed,” CNBC, November 30, 2017, <https://www.cnbc.com/2017/11/30/robots-may-replace-up-to-800-million-workers-by-2030.html>.
81. Jan Syfert, “Up There with the Best,” *Productivity SA*, November–December 1998, 49.
82. Jeff Rothfeder, “At Toyota, the Automation Is Human-Powered,” *Fast Company*, September 5, 2017, <https://www.fastcompany.com/40461624/how-toyota-is-putting-humans-first-in-an-era-of-increasing-automation>.

83. Ashok Bhattacharjee, “India’s Outsourcing Tigers Seek Cover, Markets, in Europe’s East,” *Wall Street Journal*, December 18, 2003, A16.
84. CIA, “Turkey,” *The World Factbook*, 2019, <https://www.cia.gov/library/publications/the-world-factbook/geos/tu.html>.
85. Ibid.
86. World Economic Outlook Database, “Turkey,” International Monetary Fund, July 2018, https://www.imf.org/external/pubs/ft/weo/2018/01/weodata/weo_selgr.aspx.
87. “Turkey Inflation Rate,” Trading Economics, March 2019, <https://tradingeconomics.com/turkey/inflation-cpi>.
88. Max Hoffman, Alan Makovsky, and Michael Werz, “What Turkey’s Political Changes Mean for U.S.-Turkish Relations,” American Progress, July 31, 2018, <https://www.americanprogress.org/issues/security/reports/2018/07/31/454214/turkeys-political-changes-mean-u-s-turkish-relations>.
89. “Turkish Lira Weakens against Dollar, Minister Warns on Sanctions,” Reuters, August 28, 2018, <https://www.reuters.com/article/uk-turkey-currency/turkish-lira-weakens-against-dollar-minister-warns-on-sanctions-idUSKCN1LD0BP>.
90. “Ford,” *Invest in Turkey*, <http://www.invest.gov.tr/en-US/successstories/Pages/FORD.aspx>.



In the International Spotlight

Turkey

Situated on the Aegean and Mediterranean Seas at the intersection of Europe and Asia, Turkey's location played an important role in its long history. The cultural, geographically, and biologically diverse country borders Bulgaria and Greece in eastern Europe and Syria, Iraq, Iran, Armenia, and Georgia in western Asia. Because of its strategic ownership of Turkish Straits, Turkey controls access to the Black Sea.⁸⁴

Turkey is the 18th largest country in the world, with over 81 million residents. Turks are the largest ethnic group in the country, constituting over 70 percent of the population. The remaining population is primarily Kurdish, making up about 19 percent of the population. Religiously, Turkey is 99.8 percent Muslim, of which most are Sunni. About three-quarters of the population live in urban environments. The country ranks 109th in the world for life expectancy, with the total population averaging 75.3 years.⁸⁵

Turkey is the 19th largest market in the world, with an annual GDP of US\$909 billion in 2018. The economy has consistently expanded in recent years, with a growth rate of 4.4 percent in 2018; however, GDP per capita remains relatively low at US\$11,000. The largely free-market

economy is driven by its industry and service sectors, although agriculture still accounts for about 25 percent of employment. Turkey's increasing participation in the global economy has revealed some persistent underlying imbalances and financial difficulties. In particular, Turkey's large current account deficit means it must rely on external investment inflows to finance growth, leaving the economy vulnerable to destabilizing shifts in investor confidence. Other troublesome trends include double-digit unemployment and high inflation, the latter of which reached nearly 25 percent in late 2018.^{86,87}

Political uncertainty has plagued Turkey in recent years. A failed coup attempt in 2016 resulted in increased authoritarianism and the declaration of a two-year "state of emergency." Shortly after being sworn in for his second term in July 2018, President Recep Tayyip Erdogan ordered a complete restructuring of the Turkish government. The changes consolidated the president's hold on power and nearly eliminated any governmental system of checks and balances. As a result, many major media outlets were shut down and information outflow from the nation was limited.⁸⁸ Later that summer, the value of the Turkish lira plunged to record lows, losing 38 percent of its value against the U.S. dollar, due to U.S.-imposed sanctions and global uncertainty over the nation's impending economic crisis.⁸⁹

You Be the International Management Consultant

To penetrate the Turkish market, U.S.-based Ford Motor Company partnered with Turkish Koc Holding in 1977. The longstanding joint venture, Ford Otosan, employs a staff of over 10,600, making it the largest employer in the Turkish automotive industry. To date, Ford

Otosan has spent US\$1.6 billion building factories in the country. The rapidly growing economy and increasing wealth within Turkey have proved to be lucrative for Ford. However, with the recent political and economic uncertainty in Turkey, questions have been raised about Ford's continued investment in the country and whether the company should take drastic steps to lessen its exposure to the instability in the region.⁹⁰

Questions

1. How should an international company, like Ford, address the concerns it faces in Turkey?
2. If you were in charge of Ford's Turkish business, what would you be most concerned about when considering the political-economic landscape?
3. If you are consulting for a business looking to capitalize on an emerging market, is Turkey an option that you would recommend?
4. What would you want to see out of Turkish political reform in order to make the country more desirable for foreign investment?

Design Elements: Chess Icon, Globe Icon, People Icon: McGraw-Hill Global Education Holdings, LLC; World map vector: vectorlight/Shutterstock; World map background with globe: one AND only/Shutterstock



Chapter 3

ETHICS, SOCIAL RESPONSIBILITY, AND SUSTAINABILITY

OBJECTIVES OF THE CHAPTER

Recent concerns about ethics, social responsibility, and sustainability transcend national borders. In this era of globalization, MNCs must be concerned with how they carry out their business and their social role in foreign countries. This chapter examines business ethics and social responsibility in the international arena, and it looks at some of the critical social issues that will be confronting MNCs in the years ahead. The discussion includes ethical decision making in various countries, the regulation of foreign investment, the growing trends toward environmental sustainability, and current responses to social responsibility by today's multinationals. The specific objectives of this chapter are

1. **EXAMINE** ethics in international management and some of the major ethical issues and problems confronting MNCs.
2. **DISCUSS** some of the pressures on and actions being taken by selected industrialized countries and companies to be more socially and environmentally responsive to world problems.
3. **EXPLAIN** some of the initiatives to bring greater accountability to corporate conduct and limit the impact of corruption around the

world.

The World of International Management

Sustaining Sustainable Companies

With a more environmentally aware public, being a “sustainable” enterprise has become an important part of the business model for many MNCs. Three of these companies—Patagonia, L’Oréal, and Unilever—have uniquely transformed their corporate strategy to emphasize “doing good” socially and environmentally while “doing well” economically.

Sustainability in the Supply Chain—Patagonia

Founded by Yvon Chouinard in 1972, Patagonia is a private outdoor-clothing company. Patagonia’s transition to a sustainability-focused company started in 1988 after several employees in one of its Boston retail stores suddenly fell ill. After a thorough investigation, it was discovered that formaldehyde, emitted from Patagonia’s cotton-based merchandise, was cycling into the air. In response, in 1994, Patagonia committed to use only formaldehyde-free, 100 percent organic cotton in the manufacture of its clothing; within just 18 months, it achieved that goal.¹ Since then, Patagonia has examined and modified its entire supply chain from both a corporate social responsibility and an environmental viewpoint. Its revised mission statement reflects that ideal: “Build the best product, cause no unnecessary harm, and use

business to inspire and implement solutions to the environmental crisis.”²

Internally, recycled products constitute a large percentage of the material used in Patagonia’s products. Recycled polyester and nylon, made of postconsumer soda bottles and waste fabric, are used in the production of fleece and linings.³ This re-use cuts down on oil usage and CO₂ emissions. All of Patagonia’s wool products are now chlorine-free, preventing the contamination of wastewater in the developing countries where the products are manufactured. Furthermore, Patagonia’s finished products are fully recyclable, and the company has encouraged its customers to properly dispose of their products. Any Patagonia product can be dropped off at a retail store for guaranteed recycling.⁴

Social sustainability, with an emphasis on employee welfare, has also become a key tenant of Patagonia’s strategy. Since 2014, the company has produced fair trade–certified clothing lines. The premium that Patagonia pays for these fair trade products is funneled directly into an employee welfare fund, which is used to pay higher compensation and cash bonuses, build day care centers, develop health programs, and provide water filters and other necessities. As of 2017, more than 26,000 employees have benefited from the fair trade program. Patagonia currently offers 480 fair trade—certified styles manufactured in 14 countries.⁵

Since 1985, Patagonia has donated 1 percent of its sales to environmental nonprofits.⁶ In 2002, Chouinard expanded on his vision for corporate sustainability by cofounding “One Percent for the Planet,” an international nonprofit dedicated to philanthropy for environmental organizations. The program encourages companies to follow Patagonia’s lead and donate 1 percent of sales to worthwhile,

environmentally focused causes. As of 2018, over 1,200 companies across 60 countries have joined the organization. Over 3,300 nonprofits have received funding from the over US\$175 million donated by the member companies.⁷

The decision to invest in sustainable products has not been without repercussions, however. Chlorine-free wool has been more costly to manufacture, cutting down on profits. Following the shift to 10 percent organic cotton, Patagonia's profits dropped.⁸ Furthermore, the high priority that Patagonia puts on only using factories that follow its strict standards means higher labor costs than the competition's. However, Patagonia has gained a competitive advantage by doing good. The company has developed a loyal customer base that is willing to pay a premium for the sustainability that Patagonia provides.

Sustainability in Innovation—L'Oréal

Founded by French chemist Eugène Schueller in 1909, L'Oréal is a personal cosmetics company with operations in more than 150 countries. The company employs nearly 90,000 people at its 40 production sites.⁹ With gross revenues reaching €26.9 billion in 2018, L'Oréal is the largest and most profitable company in the cosmetics industry.¹⁰

In recent years, L'Oréal has invested significant resources in building a more environmentally conscious brand. Encouraging sustainability-focused innovation in the areas of product development and product improvement has been key to the company's strategy. One of the primary avenues L'Oréal has taken to improve its environmental profile is enhancement of the biodegradability of its product formulas. Cosmetic products, which are often washed down

the drain after use, enter the ground water and public water supply when discharged. By improving the ability of its products to be broken down by natural microorganisms, L'Oréal has been able to reduce its products' water footprint significantly. In 2018, the company received the highest possible rating from the Carbon Disclosure Project for its sustainable water management.¹¹

To develop and improve individual products, L'Oréal created a Sustainable Product Optimization Tool (SPOT). Using SPOT, the company can measure the environmental and social impact that its new products have. Existing products can also be evaluated with SPOT to identify potential ways to improve overall sustainability. Today, SPOT is used by all of the company's brands.¹² In addition to SPOT, L'Oréal developed a separate eco-design tool specifically for reducing the environmental impact of its product formulas. Since successfully integrating the tool within SPOT, L'Oréal has been able to develop new products with biodegradability levels exceeding 98 percent.¹³

L'Oréal's commitment to environmental sustainability extends to its sourcing of raw materials. As a large cosmetic company with a wide product line, L'Oréal utilizes close to 2,000 different natural resources from over 100 countries. Refocusing on using renewable materials, whenever possible, has therefore been a central objective for the product developers. By making changes to existing product formulas and improving the environmental profile of new products, L'Oréal has been able to increase the renewable raw material composition of its product line to close to 60 percent. This percentage will continue to increase as the company continues to innovate; new products introduced in 2018 were comprised of 98 percent renewable raw materials.¹⁴

For L'Oréal, embracing sustainability is also a financial opportunity. Chairman and CEO Jean-Paul Agon sees environmental sustainability and economic performance as mutually reinforcing concepts: More customers, now aware of their environmental footprint, make purchasing decisions with sustainability in mind.¹⁵ Environmental sustainability can also lead to favorable publicity. For its 2017/2018 rankings, *Newsweek* named L'Oréal as the most sustainable company in the world, with a "Green Score" of 89.9 out of a possible 100. The *Newsweek* Green Score is assigned to companies based on a number of environmental factors, including the levels of nonrenewable energy consumption, greenhouse gas emission, water usage, and non-recyclable waste. A weighted average of these metrics is then used to determine the overall sustainability level of the company. L'Oréal's dedication to reducing its environmental footprint by sourcing sustainable raw materials and packaging, as well as its commitment to zero deforestation, helped it earn the number one spot in the rankings.¹⁶

Sustainability in Wellness Promotion— Unilever

Founded in 1929, Unilever is a consumer goods conglomerate known for global brands like Lipton, Suave, and Dove. With over €51.0 billion in revenue in 2017, the company employs 165,000 people across the globe and operates more than 300 factories in 69 countries.¹⁷

Unilever, as a leader in the consumer goods industry, dedicates considerable resources to improving and promoting social sustainability across its many brands through its Sustainable Living Plan. Many of the initiatives focus on the areas of health and hygiene.

Unilever's Lifebuoy brand, which manufactures a variety of soap products, operates a hygiene-related educational program to promote healthy, preventive hand-washing behaviors in developing communities. The primary goal of this program is to reduce the spread of pneumonia and diarrhea among children.¹⁸ While these diseases are seen as relatively minor illnesses in developed nations, pneumonia and diarrhea are two of the leading causes of death in children in the developing world.¹⁹ Educating the public to practice simple hygiene habits, such as washing hands before meals, can reduce the spread of pneumonia and diarrhea by up to 23 and 45 percent, respectively.²⁰ Initially focused on rural areas in India, the program has since been expanded to numerous locations across the globe, with the goal of impacting the hygienic habits of 1 billion people by 2020.²¹

Unilever has also invested resources in providing safe, disease-free drinking water to a variety of communities. Globally, over 10 percent of people do not have access to clean drinking water.²² Preventable waterborne diseases, such as diarrhea, claim more than half a million lives every year.²³ In an effort to solve this crisis in an affordable way, Unilever developed a household water purification system, called Pureit, that allows consumers to filter their water supply and eliminate deadly diseases. The system sells for as little as €20. Since its launch, Pureit has supplied over 96 billion liters of safe drinking water to over 80 million people around the world.²⁴

Working with UNICEF, Unilever's Domestos brand, which manufactures household cleaning products, has focused its efforts on providing sanitary toilet systems, along with related education, to schools in eight developing countries. According to Unilever, one-third of the global population does not have access to a functioning sanitary toilet. Furthermore, many of those with toilets do not understand

proper maintenance practices. By focusing its educational efforts on school-aged children, Domestos aims to impact the health of entire families. Domestos' efforts have already garnered positive results; schools in the program have seen a reduction in sickness-related absences. By 2018, the program had constructed over 200,000 safe toilets across Asia, Africa, South America, and Eastern Europe, reaching 10 million people.²⁵

As of 2018, Unilever's Sustainable Living Plan program has reached more than 600 million people. The program is expected to meet or exceed at least 80 percent of its original 2020 goals.²⁶ Although financial growth is not a goal of the sustainability efforts at Unilever, it is interesting to note that Unilever's more sustainable brands are also providing the most growth at the company. In 2017, 70 percent of revenue growth was driven by the more sustainability-focused brands.²⁷

Our opening discussion of Patagonia, L'Oréal, and Unilever demonstrates how corporations are shifting their focus from traditional market-responsive strategies to broader approaches that incorporate both business and social or environmental goals. Patagonia has radically transformed its business to focus on what it expects to be increasing demand for "green" products as well as those that contribute to improved working conditions in developing countries. The implementation of its Sustainable Product Optimization Tool (SPOT) has enabled L'Oréal to develop new products and modify existing products to minimize environmental impact. Unilever's commitment to social sustainability, through clean water and increased education, is improving the health and hygiene of hundreds of millions in the developing world. By combining their commitment to social and environmental sustainability,

aligned with their business and commercial objectives, these three companies appear to be setting an example for a new approach to integrating social and business goals among global corporations, tapping into consumers' desire for products and services that are consistent with their values. This “triple bottom line” approach, which simultaneously considers social, environmental, and economic sustainability (“people, planet, profits”), could make a lasting impact on the world’s human and environmental conditions by harnessing business and managerial skills and techniques.

More broadly, recent scandals have called attention to the perceived lack of ethical values and corporate governance standards in business. In addition, assisting impoverished countries by helping them gain a new level of independence is both responsible and potentially profitable. Indeed, ^{Page 79} corporate social responsibility is becoming more than just good moral behavior. It can assist in avoiding future economic and environmental setbacks and may be the key to keeping companies afloat.

■ Ethics and Social Responsibility

The ethical behavior of business and the broader social responsibilities of corporations have become major issues in the United States and all other countries around the world. Ethical scandals and questionable business practices have received considerable media attention, aroused the public’s concern about ethics in international business, and brought attention to the social impact of business operations.

Ethics and Social Responsibility in International Management

Unbiased ethical decision-making processes are imperative to modern international business practices. It is difficult to determine a universal ethical

standard when the views and norms in one country can vary substantially from those in others. [Ethics](#), the study of morality and standards of conduct, is often the victim of subjectivity as it yields to the will of cultural relativism, or the belief that the ethical standard of a country is based on the culture that created it and that moral concepts lack universal application.²⁸

ethics

The study of morality and standards of conduct.

The adage “When in Rome, do as the Romans do” is derived from the idea of cultural relativism and suggests that businesses and their managers should behave in accordance with the ethical standards of the country they are active in, regardless of MNC headquarters location. It is necessary, to some extent, to rely on local teams to execute under local rule; however, this can be taken to extremes. While a business whose only objective is to make a profit may opt to take advantage of these differences in norms and standards in order to legally gain leverage over the competition, it may find that negative consumer opinion about unethical business practices, not to mention potential legal action, could affect the bottom line. Dilemmas that arise from conflicts between ethical standards of a country and business ethics, or the moral code guiding business behavior, are most evident in employment and business practices; recognition of human rights, including women in the workplace; and corruption. The newer area of [corporate social responsibility \(CSR\)](#) is closely related to ethics. However, we discuss CSR issues separately. Ethics is the study of or the learning process involved in understanding morality, while CSR involves taking action. Furthermore, the area of ethics has a lawful component and implies right and wrong in a legal sense, while CSR is based more on voluntary actions. Business ethics and CSR therefore may be viewed

as two complementary dimensions of a company's overall social profile and position.

corporate social responsibility (CSR)

The actions of a firm to benefit society beyond the requirements of the law and the direct interests of the firm.

Ethics Theories and Philosophy

There is a range of ethical theories and approaches around the world, many emanating from religious and cultural traditions. We focus on the cultural factors in [Part Two](#) of the book. Here we review three tenets from Western philosophy and briefly describe Eastern philosophy, which can be used to evaluate and inform international management decisions. The International Management in Action feature explores how these perspectives might be used to inform the ethics of a specific international business decision.

Kantian philosophical traditions argue that individuals (and organizations) have responsibilities based on a core set of moral principles that go beyond those of narrow self-interest. In fact, a Kantian moral analysis rejects consequences (either conceivable or likely) as morally irrelevant when evaluating the choice of an agent: “The moral worth of an action does not lie in the effect expected from it, nor in any principle of action which requires to borrow its motive from this expected effect.”²⁹ Rather, a Kantian approach asks us to consider our choices as implying a general rule, Page 80 or maxim, that must be evaluated for its consistency as a universal Page 80 law. For Kant, what is distinctive about rational behavior is not that it is self-interested or even purpose-driven, though all actions do include some purpose as part of their explanation. Instead, rational beings, in addition to having purposes and being able to reason practically in their pursuit, are also capable of evaluating their choices through the lens of a universal law, what

Kant calls the moral law, or the “categorical imperative.”³⁰ From this perspective, we ought always to act under a maxim that we will consistently act in a manner that is desirable for all under similar situations, thus becoming de facto universal law.

Aristotelian virtue ethics focus on core, individual behaviors and actions and how they express and form individual character. They also consider social and institutional arrangements and practices in terms of their contribution to the formation of good character in individuals. A good, or virtuous, individual does what is right for the right reasons and derives satisfaction from such actions because his or her character is rightly formed. For Aristotle, moral success and failure largely come down to a matter of right desire, or appetite: “In matters of action, the principles of initiating motives are the ends at which our actions are aimed. But as soon as people become corrupted by pleasure or pain, the goal no longer appears as a motivating principle: he no longer sees that he should choose and act in every case for the sake of and because of this end. For vice tends to destroy the principle or initiating motive of action.”³¹ It is important to have an understanding of what is truly good and practical wisdom to enable one to form an effective plan of action toward realizing what is good; however, absent a fixed and habitual desire for the good, there is little incentive for good actions. There is also an important social component to virtue theory insofar as one’s formation is a social process. The exemplars and practices one finds in one’s cultural context guide one’s moral development. Virtue theory relies heavily on existing practices to provide an account of what is good and what character traits contribute to pursuing and realizing the good in concrete ways.

Utilitarianism—a form of consequentialism—favors the greatest good for the greatest number of people under a given set of constraints.³² A given act is morally correct if it maximizes utility, that is, if the ratio of benefit to

harm (calculated by taking everyone affected by the act into consideration) is greater than the ratio resulting from an alternative act. This theory was given its most famous modern expression in the works of Jeremy Bentham (1988) and John Stuart Mill (1957), two English utilitarians writing in the 18th and 19th centuries, both of whom emphasized the greatest happiness principle as their moral standard.^{33,34} Utilitarianism is an attractive perspective for business decision making, especially in Western countries, because its logic is similar to an economic calculation of utility or cost-benefit, something many Western managers are accustomed to doing.

Eastern philosophy—which broadly can include various philosophies of Asia, including Indian philosophy, Chinese philosophy, Iranian philosophy, Japanese philosophy, and Korean philosophy—tends to view the individual as part of, rather than separate from, nature. Many Western philosophers generally assume as a given that the individual is something distinct from the entire universe, and many Western philosophers attempt to describe and categorize the universe from a detached, objective viewpoint. Eastern perspectives, on the other hand, typically hold that people are an intrinsic and inseparable part of the universe and that attempts to discuss the universe from an objective viewpoint, as though the individual speaking were something separate and detached from the whole, are inherently absurd.

In international management, executives may rely upon one or more of these perspectives when confronted with decisions that involve ethics or morality. While they may not invoke the specific philosophical tradition by name, they likely are drawing from these fundamental moral and ethical beliefs when advancing a specific agenda or decision. The International Management in Action box regarding an offshoring decision shows how a given action could be informed by each of these perspectives.

The Ethics of an Offshoring Decision

The financial services industry has been especially active in offshoring. Western investment banks, including Citigroup, Deutsche Bank, Goldman Sachs, Credit Suisse, and UBS, have established back-office functions in India. JP Morgan was the first to offshore staff to the country in 2001 and has more than 8,000 staff in Mumbai, nearly 5 percent of its 170,000 employees worldwide. In October 2007, Credit Suisse announced the expansion of its center of excellence in Pune, India, with 300 new jobs, bringing staff numbers to 1,000 by December. Deutsche Bank has 3,500 staff in Bangalore and Mumbai. UBS began outsourcing work to third-party information technology vendors in 2003 and has 1,220 employees in Hyderabad and Mumbai. Goldman Sachs started offshoring to India in the early 2000s and has more than 2,500 employees there. On October 17, 2007, JP Morgan announced plans to build a back-office workforce of 5,000 in the Philippines over the next two years. Its traditional offshoring center of Mumbai in India had become overcrowded by investment banks that have set up similar operations. The bank has since developed credit card and treasury services in the Philippines. A source close to the bank said the move was to diversify its back-office locations and because JP Morgan has strong links with a human resources network in the country. Mark Kobayashi-Hillary, an outsourcing specialist, said, "Because India's finance center is almost wholly based in

Mumbai, the resources are finite and there is a supply and demand problem. It's no surprise people are looking elsewhere. But banks are not just after keeping costs down; these moves are also strategic." He said he was surprised that banks had not opened more offices in the Philippines, considering its strong links with the U.S., cheap rent, and wealth of resources. "In Manila there is a high density of people who have worked in the financial sector with the skills that investment banks look for. We should see more banks setting up shop there soon." By 2018, JP Morgan Chase had more than 15,000 employees in the country.

Ethical philosophy and reasoning could be used to inform offshoring decisions such as these. A *Kantian* approach to offshoring would require us to consider a set of principles in accord with which offshoring choices were made such that decisions were measured against these core tenets, such as a corporate code of conduct. A *virtue theory* perspective would suggest that the decision should consider the impact on communities and a goal of humans flourishing more generally; such an analysis could include economic as well as social impacts. A *utilitarian* perspective would urge that benefits and costs be measured, such as who is losing jobs, who is gaining, and if the gains (measured in either jobs, income, utility, or quality of life) outweigh the losses. An *Eastern* philosophical approach would suggest a broader, more integrative and longer-term view, considering impacts not just on humans but also on the broader natural environment in which they operate.

Taken together, an understanding of these ethical perspectives could help managers decide how to make their own ethical decisions in the international business environment.

Source: Jonathan Doh and Bret Wilmot, "The Ethics of Offshoring, Working Paper." Villanova University, 2010.

■ Human Rights

Human rights issues present challenges for MNCs, as there is currently no single, universally adopted standard of what constitutes acceptable behavior. It is difficult to list all rights inherent to humanity because there is considerable subjectivity involved, and cultural differences exist among societies. Some basic rights include life, freedom from slavery or torture, freedom of opinion and expression, and a general ambiance of nondiscriminatory practices.³⁵ One recent violation of human rights that resonated with MNCs was the 2018 assassination of journalist Jamal Khashoggi, a Saudi dissident, by high-level Saudi Arabian government officials. Following his murder, executives from numerous MNCs, including Uber, Viacom, JPMorgan Chase, the Virgin Group, and Google, canceled their participation in the Future Investment Initiative (FII) business conference, set to take place later that month in Riyadh, Saudi Arabia.³⁶

China's human rights record continues to be a challenge for MNCs. Human rights lawyers are frequently detained by the government, and peaceful Tibetan activists have received lengthy prison sentences for expressing their

freedom of speech. In 2018, it was estimated that as many as 1 million ethnic Uighur Muslims were being held in re-education internment camps in the Xinjiang region of China. Despite these violations, most MNCs continue their involvement in China, although friction still exists between countries with high and low human rights standards.³⁷

Women's rights and gender equity can be considered a subset of Page 82 human rights. While the number of women in the workforce has increased substantially worldwide, most are still experiencing the effects of a "glass ceiling," meaning that it is difficult, if not impossible, to reach the upper management positions. Japan provides a good example. A 2018 survey found that three-quarters of Japanese businesses still have no female members on their senior leadership teams. Despite a nearly equal proportion of females and males graduating from college, less than 10 percent of all Japanese management positions are occupied by women. Many female college graduates are still offered only secretarial or low-level jobs, as many Japanese business leaders still believe that women will quit and get married within a few years of employment. Japan ranked 110th in the 2018 Gender Gap Index study by the World Economic Forum, placing it far behind most other advanced economies.^{38,39}

Equal employment opportunities may be more troubled in Japan than other countries, but the glass ceiling remains pervasive throughout the world. Although progress has been made, women in the United States still earn less than men with the same job. France, Germany, and the United Kingdom have seen an increase in the number of women in management positions but, unfortunately, women in management still tend to represent only the lower level and do not seem to have the resources to move up in the company. This is partially due to social factors and perceived levels of opportunity or lack thereof. The United States, France, Germany, and the United Kingdom all have equal opportunity initiatives, whether they are guaranteed by law or

represented by growing social groups. Despite the existence of equal opportunity in French and German law, the National Organization for Women in the United States, and British legislation, there is no guarantee that initiatives will be implemented. It is a difficult journey as women attempt to break through the highest levels of the glass ceiling in the workplace, but the continued progress is promising.

Labor, Employment, and Business Practices

Labor policies vary widely among countries around the world. Issues of freedom to work, freedom to organize and engage in collective action, and policies regarding notification and compensation for layoffs are treated differently in different countries. Political, economic, and cultural differences make it difficult to agree on a universal foundation of employment practices. It does not make much sense to standardize compensation packages within an MNC that spans both developed and underdeveloped nations. Elements such as working conditions, expected consecutive work hours, and labor regulations also create challenges in deciding which employment practice is the most appropriate. For example, the low cost of labor entices manufacturers to look to Bangladesh; however, workers in Bangladesh are not well paid, and to meet the demand for output, they often are forced to work 60 hours a week. In some cases, children are used for this work. Child labor initially invokes negative associations and is considered an unethical employment practice. The reality is that of the 152 million children ages 5–17 working globally in 2018, most were engaged in work to help support their families.^{40,41} In certain countries, it is necessary for children to work due to low wages. UNICEF and the World Bank recognize that in some instances, family survival depends on all members working, and that intervention is necessary only when the child's developmental welfare is compromised.

There has been some progress in the reduction of child labor. The International Labour Organization reports a 40 percent decline since 2000. There has also been considerable progress in the ratification of ILO standards concerning child labor. Convention 182 (on the worst forms of child labor) has been ratified by 182 countries, with only a few small Pacific island nations yet to endorse it. Convention 138 (on minimum age), however, has found less acceptance and still remains to be ratified by over a dozen countries, including the United States and Australia. Roughly 20 percent of the children in the world live in countries that have not ratified Convention 138.⁴²

In early 2010, the issue of relatively low wages paid by Chinese subcontractors made the headlines after a number of suicides by workers at factories run by Foxconn, one of the largest contractors for electronics firms such as Apple, and a strike by workers at a Honda plant. A year later,

Page 83

 in May 2011, an explosion at a Foxconn iPad factory killed two employees. In a survey of Foxconn employees, over 43 percent of workers stated that they have seen or been part of a workplace accident.⁴³ As a result of these controversies, Foxconn, which employs more than 800,000 workers in China making products for companies such as Dell, Hewlett-Packard, and Apple, agreed to raise its base wage by more than 30 percent. Earlier, Honda had raised wages at some of its factories by 24 percent.⁴⁴ Additional pressure from Apple in 2012 further improved employee safety and reduced working hours at Foxconn. By July 2013, weekly work hours had been limited to just 49 per employee; this reduced overtime hours from 80 per month to just 36. Apple also partnered with the Fair Labor Association to independently audit the safety of the Foxconn plants.⁴⁵ Some analysts believe these higher wages, combined with the longstanding shortage and high turnover of factory workers in China, will eventually result in the lowest-wage manufacturing moving to other countries, such as Vietnam, while higher value-added production will remain in China.

Ensuring that all contractors along the global supply chain are compliant with company standards is an ongoing issue and one that is not without challenges. This issue came to a head once again when a Bangladesh factory that produced products for Walmart caught fire in November 2012, killing 112 workers. Walmart immediately responded by severing all ties with suppliers who use subcontractors without Walmart's knowledge and began requiring all overseas factories to pass audits before they could be used to produce Walmart products.⁴⁶ Yet, a subsequent collapse of a garment factory in Bangladesh in April 2013 that killed more than 1,000 and a fire not two weeks later, also in Bangladesh, killing eight, underscored the challenges companies face in trying to develop and implement policies for production that is largely outsourced. After a number of NGOs pressed companies to take responsibility for the conditions that allowed for these tragedies, several global apparel firms—including Swedish-based retailer H&M; Inditex, owner of the Zara chain; Dutch retailer C&A; and British companies Primark and Tesco—agreed to a plan to help pay for fire safety and building improvements in Bangladesh. The Bangladesh government announced that it would improve its labor laws, raise wages, and ease restrictions on forming trade unions.⁴⁷ Walmart and Gap chose not to sign on to the Europeanled agreement out of concerns that they could be subject to litigation. Instead, they initiated a separate agreement with U.S. retail trade groups and a bipartisan think tank. These challenges, and the reforms they bring, should contribute to improved workers' conditions and help prevent similar tragedies.

Environmental Protection and Development

Conservation of natural resources is another area of ethics and social responsibility in which countries around the world differ widely in their values and approach. Many poor, developing countries are more concerned

with improving the basic quality of life for their citizens than worrying about endangered species or the quality of air or water. There are several hypotheses regarding the relationship between economic development, as measured by per capita income, and the quality of the natural environment. The most widely accepted thesis is represented in the Environmental Kuznets Curve (EKC), which hypothesizes that the relationship between per capita income and the use of natural resources and/or the emission of wastes has an inverted U shape. (See [Figure 3-1](#).) According to this theory, as developing economies industrialize and per capita income begins to increase, the use of natural resources and/or the emission of wastes increases. Once economic production and per capita income reach a certain inflection point, the use of the natural resources and/or the emission of waste begins to decline. Reasons for this inverted U-shaped relationship are hypothesized to include income-driven changes in (1) the composition of production and/or consumption, (2) the preference for environmental quality, (3) institutions that are needed to internalize externalities, and/or (4) increasing returns to scale associated with pollution abatement. The term *EKC* is based on its similarity to the time-series pattern of income inequality described by Simon Kuznets in 1955. A 1992 World Bank Development Report made the notion of an EKC popular by suggesting that environmental degradation can be slowed by policies that protect the environment and promote economic development. Subsequent statistical analysis, however, showed that while the relationship could hold in a few cases, it could not be generalized across a wide range of resources and pollutants.⁴⁸

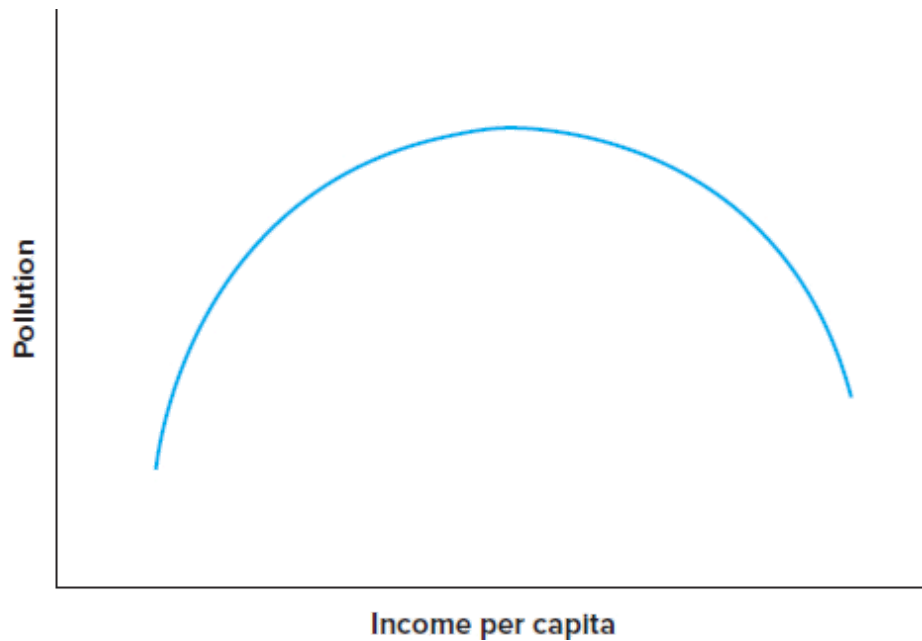


Figure 3–1
The Environmental Kuznets Curve

Despite difficulty in achieving international consensus on environmental reform, recent progress holds promise. The “Paris Agreement,” with 194 signatories as of 2019, is a wide-ranging greenhouse gas agreement that aims to drastically reduce global emissions beginning in 2020. The agreement was originally drafted in 2015 at the 21st annual United Nations Climate Change Conference. Representatives from more than 185 countries contributed to the agreement, and all parties at the conference agreed unanimously to the final text. Following official ratification by more than 55 countries, representing in excess of 55 percent of global emissions, the Paris Agreement officially took effect in November 2016. A summary of some of the agreement’s 27 articles is included in [Table 3-1](#).

Table 3-1
Highlights of the Paris Agreement on Climate Policy

Article 2

- Outlines the objectives of the agreement, which includes limiting the increase in the average temperature globally to under 2 degrees Celsius and aiming for just a 1.5 degrees Celsius increase. Also states goals of developing lower greenhouse gas emissions technology and structuring financing to nations, so that adaption to the impacts of climate change and lower greenhouse gas emissions technology is implemented.

Article 4

- Affirms that the global peaking of greenhouse gas emissions should be reached as soon as possible to ensure that goals can be reached. The long-term goal is to achieve net zero global emissions by 2070. Each individual country is tasked with determining its own contributions, with developed countries tasked with taking the lead. Smaller, less developed nations are to be assisted by developed nations.

Article 7

- Requires countries to submit reports indicating their strategies for adapting to the effects of climate change.

Article 8

- Provides a method for smaller, more vulnerable countries to mitigate potential financial losses due to

climate change.

Article 9

- Requires more developed countries to provide financing to developing countries to meet emissions goals and adapt to the effects of climate change.

Article 13

- Requires all countries to be transparent with their progress toward emissions reduction goals.

Article 14

- Requires that every five years countries are to update, evaluate, and set new targets based on their progress.

Source: The Paris Agreement. <https://unfccc.int>.

Despite improvements in environmental protection and ethical Page 85 business practices, many companies continue to violate laws and/or jeopardize safety and environmental concerns in their operations. This is particularly true in emerging and developing countries, where environmental laws may be reasonably strong but are not as vigorously enforced as in higher-income countries. As one example, in January 2019, more than 100 children at a primary school in Taizhou, China, began experiencing nausea, nosebleeds, and vomiting due to toxic chemicals used in the construction of a new running track. In response, the Chinese government announced it would update its national standards for the construction of school recreational

facilities.⁴⁹ As citizens become more demanding that governments and businesses take action to address environmental pollution and the media report on these controversies, officials are likely to feel pressure to respond.

■ Globalization and Ethical Obligations of MNCs

This discussion about ethics, CSR and human rights prompts the question, how much responsibility do MNCs have in changing these practices? Should they adopt the regulations in the country of origin or yield to those in the country of operation? One remedy could be to instill a business code of ethics that extends to all countries or to create contracts for situations that may arise. The nearby International Management in Action box regarding Volkswagen underscores how, despite a strong code of conduct, VW found itself the subject of numerous ethical problems, which resulted in lawsuits and severely tarnished its reputation.

“Doing the right thing” is not always as simple as it appears. Some years back, Levi Strauss experienced this issue when the company discovered that some of its Bangladesh suppliers were employing children under the age of 14. Although employing underage children did not violate the law in Bangladesh, it did go against the policy of Levi Strauss. Ultimately, Levi Strauss decided that the right thing to do would be to continue paying the wages of the children but require them to attend school instead. The company also secured a position for them once they reached the age of 14.⁵⁰ While the level of involvement is hard to standardize, having a basic set of business ethics and appropriately applying it to the culture in which one is managing is a step in the right direction. Managers need to be cautious not to blur the lines of culture in these situations. As perhaps said best by Charles, Prince of Wales, “Business can only succeed in a sustainable environment. Illiterate, poorly trained, poorly housed, resentful communities, deprived of a sense of

belonging or of roots, provide a poor workforce and an uncertain market.”⁵¹ Businesses face much difficulty in attempting to balance organizational and cultural roots with the advancement of globalization.

Another phenomenon in response to globalization has been not just to offshore low-cost, labor-intensive practices, as described in [Chapter 1](#), but to transfer a large percentage of highly specialized jobs of all types to foreign locations. This is especially true in India, where the inexpensive, highly educated workforce has aided many institutions but also has put a strain on some industries, particularly home-based technology services. IBM, with a long history rooted in the United States, now bases more than 30 percent of its employees in India. Cutting-edge research efforts, including the development of AI and self-driving car technologies, have increased at its Indian operations. While IBM continues to shrink its domestic workforce, the company has doubled its employment in India in the past 10 years. The labor costs in India, at less than half of those in the United States, give companies like IBM a competitive advantage by offering high-quality consulting expertise that is unmatched by its Indian competition but at a similarly low cost.^{52,53}

The offshoring of highly technical jobs can also result in the relocation of some domestic management positions, creating an interesting dynamic in the scope of ethics and corporate responsibility. While most international managers concern themselves with understanding the social culture in which the corporation is enveloped and how that can mesh with the corporate culture, this recent wave involves the extension of an established corporate culture into a new social environment. The difference here is that the individuals being moved offshore are part of a corporate citizenship, meaning that they will identify with the corporation and not necessarily the outside environment; the opposite occurs when the firm moves to another country and seeks to employ local citizens. IBM proves that it is possible to succeed with

such an effort, but, as more and more companies follow suit, other questions and concerns may arise. How will the two cultures work together? Will employees adhere to the work schedule of the home or the host country? Will the host country be open or reluctant to an influx of new citizens? The latter may not be a current concern due to the infrequency of offshoring, but MNCs may face a time when they have to consider more than just survival of the company. One must also bear in mind the effects these choices will have on both cultures.

International Management in Action

Volkswagen's Challenges with Ethical Business Practices

In the fiercely competitive global automotive industry, the Volkswagen Group (VW) has pursued an ongoing global strategy that emphasizes both centralization and regional adaptation and leverages the range of capabilities from its various brands and their production. VW operates manufacturing facilities in nearly 30 countries, including two joint ventures in China, and sells its cars in over 150 countries. After two decades of sales leadership in Europe, VW reached a significant milestone in its 78-year history when, for the first half of 2015, it surpassed Toyota to become the top automobile producer by sales worldwide. However, celebrations would be short-lived.

In late 2015, VW found itself in a major ethical crisis after numerous independent investigations confirmed that VW's engine software was intentionally bugged to alter a car's performance when the vehicle was undergoing emissions testing. The VW-manufactured diesel engines were programmed to function in such a way that good gas mileage could be achieved during road tests (when emissions were not being tested) and acceptable nitrogen oxide readings were emitted during lab tests (when gas mileage was not being tested). In reality, however, the amount of nitrogen oxide emitted during regular road driving was nearly 40 times greater than what was emitted during testing, far exceeding permissible emissions levels regulated in the United States and Europe. In September 2015, the U.S. Environmental Protection Agency (EPA) formally issued a Notice of Violation to VW. The software modification was installed on nearly 11 million vehicles across the globe, affecting all VW diesel engines manufactured between 2009 and 2015. It has been speculated that over 30 management-level employees participated in or had knowledge of the intentional attempt to cheat on these emissions tests.

Within hours of the issuance of the EPA Notice of Violation, the scandal was receiving worldwide news coverage. Perhaps learning from the experience of other companies entangled in ethical scandals over the last several years, VW was quick to assume full responsibility. A number of key figureheads, including global CEO Martin Winterkorn and American President Michael Horn, resigned. Maintaining transparency, including open testimony before the U.S.

Congress, was a key element of VW's approach to rebuilding public trust. "We've totally screwed up," stated former American VW President Horn.

The financial fallout from the scandal has been devastating to VW. After starting the year as the top global automaker, VW slumped in the final few months of 2015, and annual sales declined for the first time in 13 years. The company's stock price dropped by a third over the last several months of 2015. In the third quarter of 2015, VW posted its first quarterly loss in 15 years. By January 2019, nearly four years after the scandal became public, VW's market capitalization still remained 40 percent below its 2015 levels.

In October 2016, a US\$14.7 billion settlement was reached in the U.S., which gives affected vehicle owners the opportunity to sell their cars back to Volkswagen. By 2018, over 300,000 owners—representing more than three-quarters of all affected vehicles—had decided to take that option. A free emissions fix, developed in 2017, was offered to those who decided to keep their cars, along with financial compensation to account for the decreased resale value of their vehicles. No compensation package, however, was extended to those customers outside of the U.S.

In 2017 and 2018, nine executives, including former CEO Martin Winterkorn, were charged with various offenses in the U.S. Two employees in the U.S., including a general manager of VW's environmental office in Michigan and an engineer, have pleaded guilty and been sentenced to prison terms of seven years and three and a half years, respectively. However, most have avoided prosecution by remaining in

Germany. In 2017, the U.S. government levied a combined US\$4.3 billion fine against VW.

In its 15-page code of conduct, published in the years prior to the emissions scandal, VW emphasized its commitment to its strong reputation. The trust that the public placed in the VW brand aided in its growth from a small German automaker to a global giant. Now that reputation appears to be in jeopardy. Will VW be able to recover?

Sources: Clifford Atiyeh, "Everything You Need to Know about the VW Diesel-emissions Scandal," Car and Driver, January 11, 2019, <https://www.caranddriver.com/news/a15339250/everything-you-need-to-know-about-the-vw-diesel-emissions-scandal/>; Russell Hotten, "Volkswagen: The Scandal Explained," BBC, December 10, 2015, <https://www.bbc.com/news/business-34324772>; Volkswagen, <https://www.vw.com>.

Reconciling Ethical Differences across Cultures

Page 87

As noted in the introduction to this section, ethical dilemmas arise from conflicts between ethical standards of a country and business ethics, or the moral code guiding business behavior. Most MNCs seek to adhere to a code of ethical conduct while doing business around the world, yet they must make some adjustments to respond to local norms and values. Navigating this natural tension can be challenging. One approach advocated by two prominent business ethicists suggests that there exist implied social contracts that generally govern behavior around the world, some of which are universal or

near universal. These “hyper” norms include fundamental principles like respect for human life or abstention from cheating, lying, and violence. Local community norms are respected within the context of such hyper norms when they deviate from one society to another.

This approach, called Integrative Social Contracts Theory (ISCT), attempts to navigate a moral position that does not force decision makers to engage exclusively in relativism versus absolutism. It allows substantial latitude for nations and economic communities to develop their unique concepts of fairness but draws the line at flagrant neglect of core human values. It is designed to provide international managers with a framework when confronted with a substantial gap between the apparent moral and ethical values in the country in which the MNC is headquartered and the many countries in which it does business. Although ISCT has been criticized for its inability to provide precise guidance for managers under specific conditions, it nonetheless offers one approach to helping reconcile a fundamental contradiction in international business ethics.⁵⁴

Corporate Social Responsibility and Sustainability

In addition to expectations that they adhere to specific ethical codes and principles, corporations are under increasing pressure to contribute to the societies and communities in which they operate and to adopt more socially responsible business practices throughout their entire range of operations. Corporate social responsibility (CSR) can be defined as the actions of a firm to benefit society beyond the requirements of the law and the direct interests of the firm.⁵⁵ It is difficult to provide a list of obligations, since the social, economic, and environmental expectations of each company will be based on the desires of the stakeholders. Pressure for greater attention to CSR has

emanated from a range of stakeholders, including civil society (the broad, societal interests in a given region or country) and from nongovernmental organizations (NGOs). These groups have urged MNCs to be more responsive to the range of social needs in developing countries, including concerns about working conditions in factories or service centers and the environmental impacts of their activities.⁵⁶ The increased CSR efforts by businesses appear to be effective in increasing public opinion; more than 50 percent of global respondents to the 2019 Edelman survey expressed trust in business and NGOs, despite general distrust in government and media (see Figure 3-2).⁵⁷

nongovernmental organizations (NGOs)
 Private, not-for-profit organizations that seek to serve society’s interests by focusing on social, political, and economic issues such as poverty, social justice, education, health, and the environment.

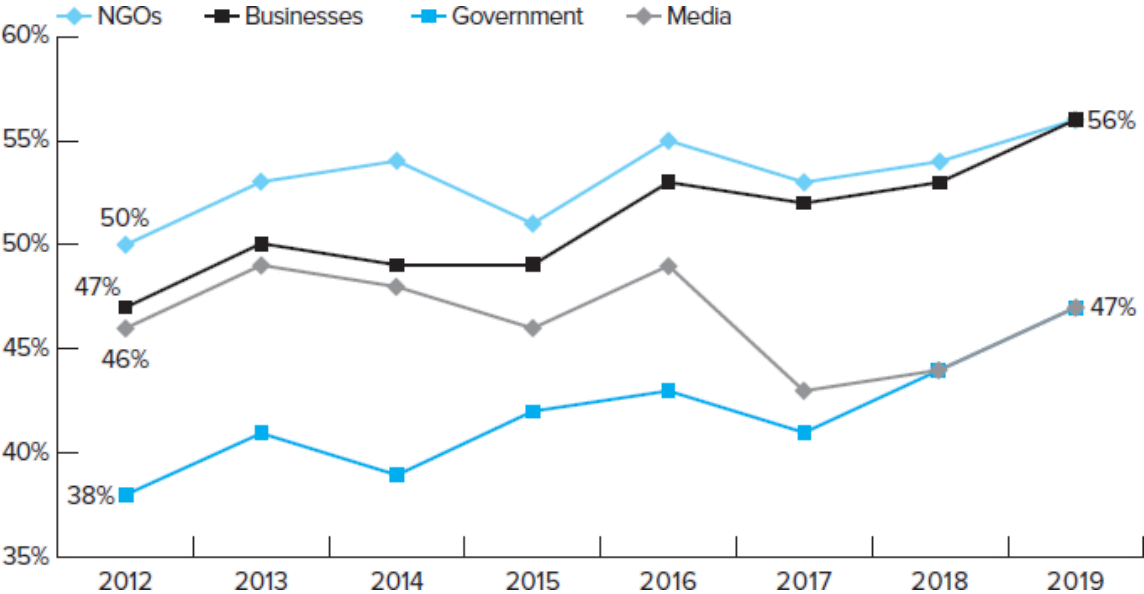


Figure 3–2
Public Trust in 2019

Source: Original graphic by Professor Jonathan Doh. Based on 2019 Edelman Trust Barometer. <https://www.edelman.com/trust-barometer>.

Many MNCs such as Intel, HSBC, Lenovo, and TOMS take their CSR commitment seriously (see [Brief Integrative Case 1.2](#) at the end of [Part One](#)). These firms have integrated their response to CSR pressures into their core business strategies and operating principles around the world (see the following section “Response to Social and Organizational Obligations”).

Civil Society, NGOs, MNCs, and Ethical Balance The emergence of organized civil society and NGOs has dramatically altered the business environment globally and the role of MNCs within it. Although social movements have been part of the political and economic landscape for centuries, the emergence of NGO activism in the United States during the modern era can be traced to mid-1984, when a range of NGOs, including church and community groups, human rights organizations, and other antiapartheid activists, built strong networks and pressed U.S. cities and states to divest their public pension funds of companies doing business in South Africa. This effort, combined with domestic unrest, international governmental pressures, and capital flight, posed a direct, sustained, and ultimately successful challenge to the white minority rule, resulting in the collapse of apartheid.

Since then, NGOs generally have grown in number, power, and influence. Large, global NGOs such as Save the Children, Oxfam, CARE, Amnesty International, World Wildlife Fund (WWF), and Conservation International are active in all parts of the world. Their force has been felt in a range of major public policy debates, and NGO activism has been responsible for major changes in corporate behavior and governance. Some observers now regard NGOs as a counterweight to business and global capitalism. NGO criticisms have been especially sharp in relation to the activities of MNCs, such as Nike, Levi’s, Chiquita, and others whose sourcing practices in developing countries have been alleged to exploit low-wage workers, take

advantage of lax environmental and workplace standards, and otherwise contribute to social and economic problems.

Recent examples in the palm oil and coal industries help illustrate the complex and increasingly important impact of NGOs on MNCs. In 2018, after facing pressure from the WWF and other NGOs, Nestlé committed to achieving certified-sustainable sourcing for 100 percent of its palm oil by 2023. Palm oil is an affordable and versatile ingredient that is used in a variety of products, but obtaining the oil often results in the clear-cutting of forests and other severe environmental impacts. Many companies, including Cargill, Procter & Gamble, and Unilever, have made similar commitments and joined the Roundtable on Sustainable Palm Oil, a nonprofit group that includes NGOs and other stakeholders.^{58,59} In 2015, on the opening day of the United Nations climate summit in Paris, Morgan Stanley and Wells Fargo announced that they would no longer provide financing to coal mining companies in both the developed and developing world. Morgan Stanley also stated that it, as a financier, has a responsibility to guide the global community toward a low-carbon economy. This announcement came after several months of aggressive pressure and lobbying by environmental protection groups, including the Rainforest Action Network (RAN). An online petition initiated by RAN drew thousands of signatures.⁶⁰

Many NGOs recognize that MNCs can have positive impacts on the countries in which they do business, often adhering to higher standards of social and environmental responsibility than local firms. In fact, MNCs may be in a position to transfer “best practices” in social or environmental actions from their home to host countries’ markets. In some instances, MNCs and NGOs collaborate on social and environmental projects and, in so doing, contribute both to the well-being of communities and to the reputation of the MNC. The emergence of NGOs that seek to promote ethical and socially

responsible business practices is beginning to generate substantial changes in corporate management, strategy, and governance.

Response to Social and Organizational Obligations MNCs are increasingly engaged in a range of responses to growing pressures to contribute positively to the social and environmental progress of the communities in which they do business. One response is the agreements and codes of conduct in which MNCs commit to maintain certain standards in their domestic and global operations. These agreements, which include the U.N. Global Compact (see [Table 3-2](#)), the Global Reporting Initiative, the social accountability “SA8000” standards, and the ISO 14000 environmental quality standards, provide some assurances that when MNCs do business around the world, they will maintain a minimum level of social and environmental standards in the workplaces and communities in which they operate.^{61,62} These codes help offset the real or perceived concern that companies move jobs to avoid higher labor or environmental standards in their home markets. They may also contribute to the raising of standards in the developing world by “exporting” higher standards to local firms in those countries.

Table 3-2 Principles of the Global Compact
Human Rights
Principle 1: Support and respect the protection of international human rights within their sphere of influence
Principle 2: Make sure their own corporations are not complicit in human rights abuses

Labor

Principle 3: Freedom of association and the effective recognition of the right to collective bargaining

Principle 4: The elimination of all forms of forced and compulsory labor

Principle 5: The effective abolition of child labor

Principle 6: The elimination of discrimination with respect to employment and occupation

Environment

Principle 7: Support a precautionary approach to environmental challenges.

Principle 8: Undertake initiatives to promote greater environmental responsibility

Principle 9: Encourage the development and diffusion of environmentally friendly technologies

Anticorruption

Principle 10: Business should work against all forms of corruption, including extortion and bribery.

From The Ten Principles of the UN Global Compact, by The United Nations. Copyright 2019 United Nations.

Another interesting trend among businesses and NGOs is the movement toward increasing the availability of “fairly traded” products. Beginning with coffee and moving to chocolate, fruits, and other agricultural products, [fair trade](#) is an organized social movement and market-based approach that aims

to help producers in developing countries obtain better trading conditions and promote sustainability. See the Closer Look box for a discussion of fair trade systems and products.

fair trade

An organized social movement and market-based approach that aims to help producers in developing countries obtain better trading conditions and promote sustainability.

A Closer Look

Fair Trade in the U.S.: Fair Trade USA

<http://www.fairtradeusa.org>

Fair trade certification by organizations such as Fair Trade USA helps farming families across Latin America, Africa, and Asia to improve the quality of life in their communities. Fair trade certification empowers farmers and farm workers to lift themselves out of poverty by investing in their farms and communities, protecting the environment, and developing the business skills necessary to compete in the global marketplace. Fair trade is much more than a fair price. Fair trade principles include

- **Fair price:** Democratically organized farmer groups receive a guaranteed minimum floor price and an additional premium for certified organic products. Farmer organizations are also eligible for preharvest credit.

- **Fair labor conditions:** Workers on fair trade farms enjoy freedom of association, safe working conditions, and living wages. Forced child labor is strictly prohibited.
- **Direct trade:** With fair trade, importers purchase from fair trade producer groups as directly as possible, eliminating unnecessary middlemen and empowering farmers to develop the business capacity necessary to compete in the global marketplace.
- **Democratic and transparent organizations:** Fair trade farmers and farm workers decide democratically how to invest fair trade revenues.
- **Community development:** Fair trade farmers and farm workers invest fair trade premiums in social and business development projects like scholarship programs, quality improvement training, and organic certification.
- **Environmental sustainability:** Harmful agrochemicals and GMOs are strictly prohibited in favor of environmentally sustainable farming methods that protect farmers' health and preserve valuable ecosystems for future generations.

Fair Trade USA, a nonprofit organization, is the only independent, third-party certifier of fair trade products in the U.S. and one of 20 members of Fairtrade Labeling Organizations International (FLO). Fair Trade USA's rigorous audit system, which tracks products from farm to finished product, verifies industry compliance with fair trade criteria. Fair Trade USA allows U.S. companies to display the fair

trade—certified label on products that meet strict fair trade standards. Fair trade certification is currently available in the U.S. for coffee, tea and herbs, cocoa and chocolate, fresh fruit, sugar, rice, and vanilla.

Sustainability In the boardroom, the term [sustainability](#) used to first be associated with financial investments or the hope of steadily increasing profits, but for companies today this term means the same to them as it does to an environmental conservationist. This is partially due to corporations recognizing that dwindling resources will eventually halt productivity, but increased pressures from consumers, along with the World Economic Forum in Davos, Switzerland, have also played a part in bringing awareness to this timely subject. In 2017, the World Economic Forum held its first annual Sustainable Development Impact Summit in New York to discuss the future of environmental sustainability, science and technology, and the challenges created by the speed of business growth. Over 700 business leaders, entrepreneurs, NGOs, and government leaders attended.⁶³

[sustainability](#)

Development that meets humanity's needs without harming future generations.

While the United States has the Environmental Protection Agency to provide information about and enforce environmental laws,⁶⁴ the United Nations also has a division dedicated to the education, promotion, facilitation, and advocacy of sustainable practices and environmentally sound concerns,

called the United Nations Environment Programme (UNEP).⁶⁵ The degree to which global awareness and concern are rising extends beyond laws and regulations, as corporations are now taking strides to be leaders in this “green” movement.

Walmart, one of the most well-known and pervasive global retailers, has begun to recognize the numerous benefits of the adage “Think globally; act locally.” Walmart has set three broad corporate goals in regard to sustainability: to use 100 percent renewable energy, to achieve zero waste, and to sell products that are sustainable for the environment and people.⁶⁶ Working with environmentalists, the company has innovated its production and supply chain practices to reduce waste and pollution, and therefore reduce costs. By 2018, Walmart had managed to divert 78 percent of waste and unsold products from landfills.⁶⁷ In an effort to encourage sustainability from its suppliers, Walmart created a “Sustainability Hub” website to Page 91 share standards and encourage innovation. Additionally, the company has set stringent environmental policies for its suppliers, including its 2017 Deforestation Policy, which requires suppliers to use certified or recycled wood products.⁶⁸ And Walmart’s efforts are truly global. In line with the three corporate goals, the company is buying solar and wind power in Mexico, sourcing local food in China and India, and analyzing the life-cycle impact of consumer products in Brazil.⁶⁹ Walmart aims, by 2025, to reduce emissions globally by 18 percent and achieve zero waste in its operations in the United States, Canada, Japan, and the United Kingdom.⁷⁰ Although Walmart has faced some setbacks in its global CSR efforts, it continues to respond to pressures for social responsibility and sustainability (see [In-Depth Integrated Case 2.2](#) at the end of [Part Two](#)).

GE has pursued an aggressive initiative to integrate environmental sustainability with its business goals through the “ecomagination” program. Management styles again are changing as agendas are refocused on not only

seeing the present but also looking to the future of human needs and the environment. Ecomagination is a GE strategic initiative to use innovation to improve energy efficiency across the globe. By meeting the demand for “green” products and services, GE is generating value for shareholders as well as promoting environmental sustainability. At a GE Hitachi Nuclear Energy power plant in North Carolina, a new wastewater system “has reduced water usage by 25 million gallons annually, avoiding nearly 80 tons per year of CO₂ emissions and realizing annual savings of \$160,000 in water and energy costs.”⁷¹ GE’s ecomagination ZeeWeed® membrane bio-reactor (MBR) technology transforms up to 65,000 gallons per day of wastewater into treated water that can be used in the facility’s cooling towers. GE Jenbacher engines capture gas from various fuel sources, even garbage, to create power. Jenbacher engines are at the core of a Mexican landfill gas-to-energy project, which President Felipe Calderón called “a model renewable energy project” for Latin America. This project’s power supports “Monterrey’s light-rail system during the day and city street lights at night.”⁷²

In addition, GE’s Flight Management System (FMS) for Boeing 737 planes has enabled airlines to lower fuel costs and reduce emissions. According to a GE ecomagination annual report, “The FMS enables pilots to determine, while maintaining a highly efficient cruise altitude, the exact point where the throttle can be reduced to flight idle while allowing the aircraft to arrive precisely at the required runway approach point without the need for throttle increases.”⁷³ SAS Scandinavian Airlines estimates that FMS will save the airline \$10 million annually. According to CEO Jeffrey R. Immelt and Vice President of Ecomagination Steven M. Fludder, “Ecomagination is playing a role in boosting economic recovery, supporting the jobs of the future, improving the environmental impact of our customers’ (and our own) operations, furthering energy independence, and fostering innovation and growth in profitable environmental solutions.”⁷⁴

Corporate Governance

The recent global, ethical, and governance scandals have placed corporations under intense scrutiny regarding their oversight and accountability. Uber, Wells Fargo, and Volkswagen are just a few of the dozens of companies that have been found to engage in inappropriate and often illegal activities related to governance in recent years. In addition, a number of financial services firms, including Danske Bank, Credit Suisse, Deutsche Bank, Citigroup, and many others, have been found to have engaged in inappropriate trading or other activities. Corporate governance is increasingly high on the agenda for directors, investors, and governments alike in the wake of financial collapses and corporate scandals in recent years. The collapses and scandals have not been limited to a single country, or even a single continent, but have been a global phenomenon.

Corporate governance can be defined as the system by which business corporations are directed and controlled.⁷⁵ The corporate governance structure specifies the distribution of rights and responsibilities among different participants in the corporation—such as the board, managers, shareholders, and other stakeholders—and spells out the rules and procedures for making decisions on corporate affairs. By doing this, it also provides the structure through which the company objectives are set and the means of attaining those objectives and monitoring performance.

corporate governance

The system by which business corporations are directed and controlled.

Governance rules and regulations differ among countries and regions around the world. For example, the U.K. and U.S. systems have been termed “outsider” systems because of dispersed ownership of corporate equity among a large number of outside investors. Historically, although institutional

investor ownership was predominant, institutions generally did not hold large shares in any given company; hence, they had limited direct control.⁷⁶ In contrast, in an insider system, such as that in many continental European countries, ownership tends to be much more concentrated, with shares often being owned by holding companies, families, or banks. In addition, differences in legal systems, as described in [Chapter 2](#), also affect shareholders' and other stakeholders' rights and, in turn, the responsiveness and accountability of corporate managers to these constituencies. Notwithstanding recent scandals, in general, North American and European systems are considered comparatively responsive to shareholders and other stakeholders. In regions with less well-developed legal and institutional protections and poor property rights, such as some countries in Asia, Latin America, and Africa, forms of "crony capitalism" may emerge in which weak corporate governance and government interference can lead to poor performance, risky financing patterns, and macroeconomic crises.

Corporate governance will undoubtedly remain high on the agenda of governments, investors, NGOs, and corporations in the coming years, as pressure for accountability and responsiveness continues to increase.

Corruption

As noted in [Chapter 2](#), government corruption is a pervasive element in the international business environment. Recently publicized scandals in Brazil, China, Costa Rica, Egypt, Pakistan, Russia, South Africa, and elsewhere underscore the extent of corruption globally, especially in the developing world. However, a number of initiatives have been taken by governments and companies to begin to stem the tide of corruption.^{77,78}

The Foreign Corrupt Practices Act (FCPA) makes it illegal for U.S. companies and their managers to attempt to influence foreign officials through

personal payments or political contributions. Prior to passage of the FCPA, some American multinationals had engaged in this practice, but, realizing that their stockholders were unlikely to approve of these tactics, the firms typically disguised the payments as entertainment expenses, consulting fees, and so on. Not only does the FCPA prohibit these activities, but the U.S. Internal Revenue Service also continually audits the books of MNCs. Those firms that take deductions for such illegal activities are subject to high financial penalties, and individuals who are involved can even end up going to prison. Strict enforcement of the FCPA has been applauded by many people, but some critics wonder if such a strong stance has hurt the competitive ability of American MNCs. On the positive side, many U.S. multinationals have now increased the amount of business in countries where they used to pay bribes. Additionally, many institutional investors in the United States have made it clear that they will not buy stock in companies that engage in unethical practices and will sell their holdings in such firms. Given that these institutions have hundreds of billions of dollars invested, senior-level management must be responsive to their needs.

Looking at the effect of the FCPA on U.S. multinationals, it appears that the law has had far more of a positive effect than a negative one. Given the growth of American MNCs in recent years, it seems fair to conclude that bribes are not a basic part of business in many countries, for, when multinationals stopped this activity, they were still able to sell in that market. On the other hand, this does not mean that bribery and corruption are a thing of the past.

Indeed, bribery continues to be a problem for MNCs around the world. In fact, recent scandals at IKEA, Odebrecht, Siemens, Shell, and many other multinationals underscore the reality that executives continue to participate in bribery and corruption.^{79,80} [Figure 3-3](#) gives the latest corruption index of countries around the world. Notice that the United States ranks 22nd in this

independent analysis. These rankings fluctuate somewhat from year to year. Factors that appear to contribute to these fluctuations include changes in government or political party in power, economic crises, and crackdowns in individual countries.

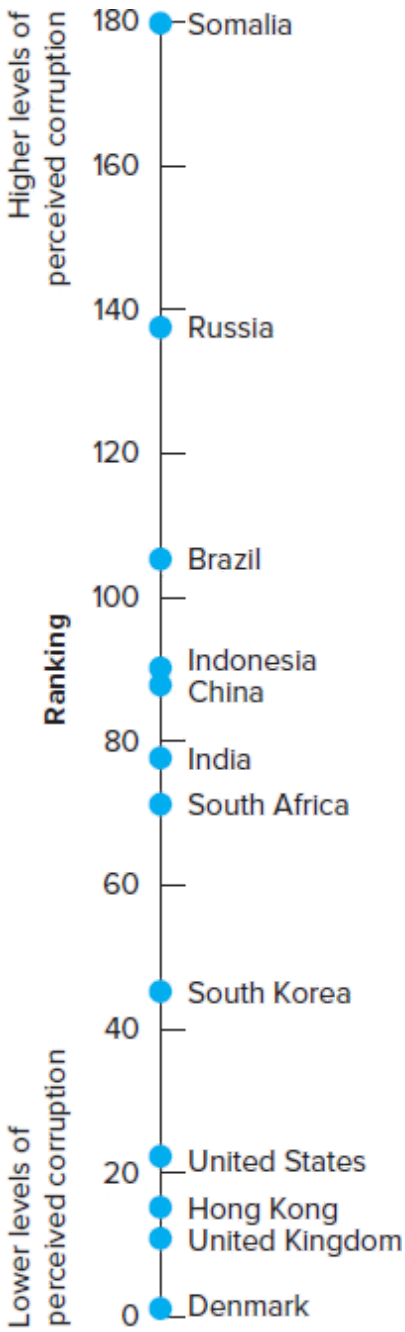


Figure 3-3

Transparency International Corruption Perceptions Index Rankings, Selected Countries, 2018

Source: Original graphic by Jonathan Doh. Based on data from Transparency International Corruption Perceptions Index Ratings 2018.

In complying with the provisions of the FCPA, U.S. firms must be aware of changes in the law that make FCPA violators subject to Federal Sentencing Guidelines. The origin of this law and the guidelines that followed can be traced to two Lockheed Corporation executives who were found guilty of paying a \$1 million bribe to a member of the Egyptian parliament in order to secure the sale of aircraft to the Egyptian military. One of the executives was sentenced to probation and fined \$20,000 and the other, who initially fled prosecution, was fined \$125,000 and sentenced to 18 months in prison.⁸¹

Another development that promises to give teeth to “antibribing” legislation is a formal agreement by a host of industrialized nations to outlaw the practice of bribing foreign government officials. The treaty, which initially included the member nations of the Organization for Economic Cooperation and Development (OECD), marked a victory for the United States, which outlawed foreign bribery two decades previously but had not been able to persuade other countries to follow its lead. As a result, American firms had long complained that they lost billions of dollars in contracts each year to rivals that bribed their way to success.⁸²

This treaty does not outlaw most payments to political party leaders. In fact, the treaty provisions are much narrower than U.S. negotiators wanted, and there undoubtedly will be ongoing pressure from the American government to expand the scope and coverage of the agreement. For the moment, however, it is a step in the direction of a more ethical and level playing field in global business. Additionally, in summing up the impact and value of the treaty, one observer noted, “For their part, business executives say the treaty... reflects growing support for antibribery initiatives among

corporations in Europe and Japan that have openly opposed the idea. Some of Europe's leading industrial corporations, including a few that have been embroiled in recent allegations of bribery, have spoken out in favor of tougher measures and on the increasingly corrosive effect of corruption.”⁸³

In addition to the 36 members of the OECD, a number of developing countries, including Argentina, Brazil, Bulgaria, Colombia, and South Africa, have signed on to the OECD agreement. Latin American countries have established the Organization of American States (OAS) Inter-American Convention Against Corruption, which had 34 signatories by 2019, including Argentina, Brazil, Chile, Mexico, and the United States. As a way to prevent the shifting of corrupt practices to suppliers and intermediaries, the Transparent Agents Against Contracting Entities (TRACE) standard was developed after a review of the practices of 34 companies. It applies to business intermediaries, including sales agents, consultants, suppliers, distributors, resellers, subcontractors, franchisees, and joint-venture partners, so that final producers, distributors, and customers can be confident that no party within a supply chain has participated in corruption.

Both governments and companies have made important steps in their efforts to stem the spread of corruption, but much more needs to be done in order to reduce the impact of corruption on companies and the broader societies in which they operate.⁸⁴

International Assistance

In addition to government- and corporate-sponsored ethics and social responsibility practices, governments and corporations are increasingly collaborating to provide assistance to communities around the world through global partnerships. This assistance is particularly important for those parts of the world that have not fully benefited from globalization and economic

integration. Using a cost-benefit analysis of where investments would have the greatest impact, a recent study identified the top priorities around the world for development assistance. The results of this analysis are presented in [Table 3-3](#). Fighting malnutrition, controlling malaria, and immunizing children are shown to be the best investments. Governments, international institutions, and corporations are involved in several ongoing efforts to address some of these problems.

**Table 3-3
Copenhagen Consensus Investment Priorities**

Ranking	Investment
1	Bundled micronutrient interventions to fight hunger and improve education
2	Expanding the subsidy for malaria combination treatment
3	Expanded childhood immunization coverage
4	Deworming of schoolchildren, to improve educational and health outcomes
5	Expanding tuberculosis treatment
6	R&D to increase yield enhancements, to decrease hunger, fight biodiversity destruction, and lessen the effects of climate change
7	Investing in effective early warning systems to protect populations against natural disaster

8	Strengthening surgical capacity
9	Hepatitis B immunization
10	Using low-cost drugs in the case of acute heart attacks in poorer nations (these are already available in developed countries)
11	Salt reduction campaign to reduce chronic disease
12	Geo-engineering R&D into the feasibility of solar radiation management
13	Conditional cash transfers for school attendance
14	Accelerated HIV vaccine R&D
15	Extended field trial of information campaigns on the benefits from schooling
16	Borehole and public hand pump intervention

Source: Copenhagen Consensus 2012.

At a United Nations summit in September 2015, world leaders placed development at the heart of the global agenda by adopting the Sustainable Development Goals (see [Table 3-4](#)). The 17 Sustainable Development Goals constitute an ambitious agenda to significantly improve the human condition by 2030. The goals set clear targets for reducing poverty, hunger, disease, and inequalities while protecting the environment and climate. For each goal, targets and indicators have been defined and are used to track the progress in meeting the goals.⁸⁵

Table 3-4

The U.N. Sustainable Development Goals

- | | |
|---------|---|
| Goal 1: | Poverty—End poverty in all its forms everywhere. |
| Goal 2: | Food—End hunger, achieve food security and improved nutrition, and promote sustainable agriculture. |
| Goal 3: | Health—Ensure healthy lives and promote well-being for all at all ages. |
| Goal 4: | Education—Ensure inclusive and equitable quality education and promote lifelong learning opportunities for all. |
| Goal 5: | Women—Achieve gender equality and empower all women and girls. |
| Goal 6: | Water—Ensure availability and sustainable management of water and sanitation for all. |
| Goal 7: | Energy—Ensure access to affordable, reliable, sustainable, and modern energy for all. |
| Goal 8: | Economy—Promote sustained, inclusive, and sustainable economic growth; full and productive employment; and decent work for all. |
| Goal 9: | Infrastructure—Build resilient infrastructure, promote inclusive and sustainable industrialization, and foster innovation. |

- Goal 10: Inequality—Reduce inequality within and among countries.
- Goal 11: Habitation—Make cities and human settlements inclusive, safe, resilient, and sustainable.
- Goal 12: Consumption—Ensure sustainable consumption and production patterns.
- Goal 13: Climate—Take urgent action to combat climate change and its impacts.
- Goal 14: Marine ecosystems—Conserve and sustainably use the oceans, seas, and marine resources for sustainable development.
- Goal 15: Ecosystems—Protect, restore, and promote sustainable use of terrestrial ecosystems; sustainably manage forests; combat desertification; halt and reverse land degradation; and halt biodiversity loss.
- Goal 16: Institutions—Promote peaceful and inclusive societies for sustainable development; provide access to justice for all; and build effective, accountable, and inclusive institutions at all levels.
- Goal 17: Sustainability—Strengthen the means of implementation and revitalize the global partnership for sustainable development.

Source: "Sustainable Development Goals." United Nations.

<https://www.un.org/sustainabledevelopment/sustainable-development-goals>.

A more specific initiative is the Global Fund to Fight AIDS, Tuberculosis and Malaria, which was established in 2001. Through the end of 2018, the Global Fund had committed over US\$38 billion in grants to over 151 countries.⁸⁶

Through these and other efforts, MNCs, governments, and international organizations are providing a range of resources to communities around the world to assist them as they respond to the challenges of globalization and development. International managers will increasingly be called upon to support and contribute to these initiatives.



The World of International Management— Revisited

The World of International Management feature that opened this chapter outlines how three companies have sought to incorporate social responsibility and sustainability into their business strategy and operations. In each case, the company has responded to changes in the external environment and sought to capitalize on increasing interest in and support of sustainability in business. This interest has spread around the globe such that both developed and developing countries and their companies are increasingly committed to a sustainable future.

In this chapter, we focused on ethics and social responsibility in global business activities, including the role of governments, MNCs, and NGOs in advancing greater ethical and socially responsible behavior. MNCs' new focus on environmental sustainability and "doing well by doing good" is an important dimension of this broad trend.

Global ethical and governance scandals have rocked the financial markets and implicated dozens of individual companies. New corporate ethics guidelines passed in the United States have forced many MNCs to take a look at their own internal ethical practices and make changes accordingly. Lawmakers in Europe and Asia have also made adjustments in rules over corporate financial disclosure. The continuing trend toward globalization and free trade appears to be encouraging the development of a set of global ethical, social responsibility, and anticorruption standards. This may actually help firms cut compliance costs as they realize that economies have common global frameworks.

Having read the chapter, answer the following questions: (1) Do governments and companies in developed countries have an ethical responsibility to contribute to economic growth and social development in developing countries? (2) Are governments, companies, or NGOs best equipped to provide this assistance? How might collaboration among these sectors provide a comprehensive approach? (3) Do corporations have a responsibility to use their “best” ethics and social responsibility practices when they do business in other countries, even if those countries’ practices are different? (4) How can companies leverage their ethical reputation and social and environmental responsibility to improve business performance?

SUMMARY OF KEY POINTS

1. Ethics is the study of morality and standards of conduct. It is important in the study of international management because ethical behavior often varies from one country to another. Ethics manifests itself in the ways societies and companies address issues such as employment conditions, human rights, and corruption. A danger in

international management is the ethical relativism trap—“When in Rome, do as the Romans do.”

2. During the years ahead, multinationals likely will become more concerned about being socially responsible. NGOs are forcing the issue. Countries are passing laws to regulate ethical practices and governance rules for MNCs. MNCs are being more proactive (often because they realize it makes good business sense) in making social contributions in the regions in which they operate and in developing codes of conduct to govern ethics and social responsibility. One area in which companies have been especially active is in pursuing strategies that blend environmental sustainability and business objectives. 3. MNCs—in conjunction with governments and NGOs—are also contributing to international development assistance and working to ensure that corporate governance practices are sound and effective.

KEY TERMS

[corporate governance](#), 91

[corporate social responsibility \(CSR\)](#), 79

[ethics](#), 79

[fair trade](#), 89

[nongovernmental organizations \(NGOs\)](#), 87

[sustainability](#), 90

REVIEW AND DISCUSSION QUESTIONS

1. How might different ethical philosophies influence how managers make decisions when it comes to the offshoring of jobs?

2. What lessons can U.S. multinationals learn from the bribery and corruption scandals in recent years, such as those affecting large MNCs like IKEA and Siemens? Discuss two.
3. In recent years, rules have tightened such that those who work for the U.S. government in trade negotiations are now restricted from working for lobbyists for foreign firms. Is this a good idea? Why or why not?
4. What are some strategies for overcoming the impact of counterfeiting? Which strategies work best for discretionary goods (for instance, movies) versus nondiscretionary goods (e.g., pharmaceuticals)?
5. Why are MNCs getting involved in corporate social responsibility and sustainable business practice? Are they displaying a sense of social responsibility, or is this merely a matter of good business, or both? Defend your answer.

ENDNOTES

1. “Becoming a Responsible Company,” [Patagonia.com](https://www.patagonia.com/responsible-company.html)
<https://www.patagonia.com/responsible-company.html>. Accessed July, 2, 2019.
2. “Patagonia Mission Statement: Our Reason for Being,” [Patagonia.com](https://www.patagonia.com), <https://www.patagonia.com>. Accessed July, 2, 2019.
3. “Becoming a Responsible Company.”
4. Ibid.
5. “Trending: Stella McCartney, Patagonia, Target Deliver Big Wins for Ethical, Sustainable Fashion,” Sustainable Brands,

October 5, 2017,

https://www.sustainablebrands.com/news_and_views/walking_talk/sustainable_brands/trending_stella_mccartney_patagonia_target_deliver_bi.

6. “Becoming a Responsible Company.”
7. “About Us,” One Percent for the Planet, <http://onepercentfortheplanet.org/about>. Accessed July, 8, 2019.
8. “Supply Chain: The Footprint Chronicles: 20 Years of Organic Cotton,” Patagonia.com, <https://www.patagonia.com/20-years-of-organic-cotton.html>.
9. “Key Figures,” L’Oreal, retrieved January 12, 2019, <https://www.loreal.com/group/our-activities/key-figures>.
10. “Annual Results 2018,” L’Oréal, <https://www.loreal-finance.com/eng/news/2018-annual-results-1317.htm>.
11. “2018 Progress Report: Sharing Beauty with All,” L’Oreal, 2018, https://loreal-dam-front-corp-en-cdn.damdy.com/ressources/afile/178943-24f07-resource_pdf_sbwa-progress-report-en.pdf.
12. “2017 Progress Report: Sharing Beauty with All,” L’Oreal, 2017, https://www.loreal-finance.com/docs/0000000180/LOreal_2017_Progress_Report_SBWA.pdf.
13. “2018 Progress Report: Sharing Beauty with All.”
14. Ibid.
15. “2017 Progress Report: Sharing Beauty with All.”

16. “Green Ranking 2017,” *Newsweek*, February 13, 2018, <https://www.newsweek.com/top-10-global-companies-green-rankings-2017-18>.
17. “2018 Full Year Results,” Unilever, 2018, https://www.unilever.com/Images/unilever-full-year-results-2018-presentation_tcm244-530392_en.pdf.
18. B. Sai Krishna, “Lifebuoy—Swasthya Chetna,” Brandalyzer, October 3, 2010, <https://brandalyzer.blog/2010/10/03/lifebuoy-swasthya-chetna>.
19. “Pneumonia Claims the Lives of the World’s Most Vulnerable Children,” UNICEF, <https://data.unicef.org/topic/child-health/pneumonia>.
20. “Healthy Handwashing Habits for Life,” Unilever, <https://www.unilever.com/sustainable-living/improving-health-and-well-being/health-and-hygiene/healthy-handwashing-habits-for-life>.
21. Ibid.
22. “Providing Safe Drinking Water,” Unilever, <https://www.unilever.com/sustainable-living/improving-health-and-well-being/health-and-hygiene/providing-safe-drinking-water>.
23. Ibid.
24. Ibid.
25. “Toilets for a Better Tomorrow,” Unilever, <https://www.unilever.com/sustainable-living/improving-health->

[and-well-being/health-and-hygiene/toilets-for-a-better-tomorrow](#). Accessed July, 12, 2019.

26. “Sustainable Living,” Unilever, <https://www.unilever.com/sustainable-living>. Accessed July, 6, 2019.
27. Darrel Moore, “Unilever’s Most Sustainable Brands Grew 46% Faster in 2017,” *CIWM Journal*, May 16, 2018, <https://ciwm-journal.co.uk/unilevers-most-sustainable-brands-grew-46-faster-in-2017>.
28. Thomas Donaldson, *The Ethics of International Business* (New York: Oxford University Press, 1989).
29. Immanuel Kant, *Fundamental Principles of the Metaphysics of Morals* (New York: Macmillan, 1949).
30. Ibid.
31. Aristotle. *Nicomachean Ethics* (New York: Macmillan, 1962).
32. W. Frankena, *Ethics*, 2nd ed. (Engelwood Cliffs, NJ: Prentice Hall, 1973).
33. J. Bentham, *The Principles of Morals and Legislation* (Amherst, NY: Prometheus Books, 1988 [1789]).
34. J. S. Mill, *Utilitarianism* (Indianapolis: Bobbs-Merrill, 1957 [1861]).
35. R. J. Vincent, *Human Rights and International Relations* (New York: Cambridge University Press, 1986).
36. Danica Kirka, “Global Business Leaders Suspend Ties with Saudi Arabia,” Fox Business, October 12, 2018,

<https://www.foxbusiness.com/markets/global-business-leaders-suspend-ties-with-saudi-arabia>.

37. Lily Kuo, “China Says UN Criticism of Human Rights Record Is ‘Politically Driven,’ ” *The Guardian*, November 6, 2018, <https://www.theguardian.com/world/2018/nov/06/china-un-criticism-human-rights-record>.
38. Tetsushi Kajimoto, “Women in Management at Japan Firms Still a Rarity: Reuters Poll,” Reuters, September 13, 2018, <https://www.reuters.com/article/us-japan-companies-women/women-in-management-at-japan-firms-still-a-rarity-reuters-poll-idUSKCN1LT3GF>.
39. “Global Gender Gap Report,” World Economic Forum, 2018, http://www3.weforum.org/docs/WEF_GGGR_2018.pdf.
40. “Child Labour,” International Labour Organization, 2018, http://www.ilo.org/wcmsp5/groups/public/---dgreports/---dcomm/documents/publication/wcms_575499.pdf.
41. Anuradha Nagaraj, “Pay More for Your Clothes, Bangladesh Workers Tell Global Fashion Brands,” Reuters, September 17, 2018, <https://www.reuters.com/article/us-bangladesh-labor-fashion/pay-more-for-your-clothes-bangladesh-workers-tell-global-fashion-brands-idUSKCN1LX23X>.
42. “Child Labour,” International Labour Organization, 2018, http://www.ilo.org/wcmsp5/groups/public/---dgreports/---dcomm/documents/publication/wcms_575499.pdf.
43. Mikey Campbell, “Foxconn Promises to Fix a Multitude of Violations Found by FLA Audit,” *Apple Insider*, March 29,

2012,

http://appleinsider.com/articles/12/03/29/foxconn_promises_to_fix_violations_found_by_fl_audit.html.

44. David Barboza, “After Spate of Suicides, Technology Firm in China Raises Workers’ Salaries,” *New York Times*, June 3, 2010, B3.
45. Campbell, “Foxconn Promises to Fix a Multitude of Violations Found by FLA Audit.”
46. Shelly Banjo, “Wal-Mart Toughens Supplier Policies,” *Wall Street Journal*, January 21, 2013, <https://www.wsj.com/articles/SB10001424127887323301104578256183164905720>.
47. Steven Greenhouse and Jim Yardley, “Global Retailers Join Safety Plan for Bangladesh,” *New York Times*, May 14, 2013, A1.
48. David Stern, “The Rise and Fall of the Environmental Kuznets Curve,” *World Development* 32, no. 8 (2004): 1419–39.
49. Laurie Chen, “‘Toxic’ Running Track Leaves 100 Chinese Schoolchildren Sick,” *South China Morning Post*, January 6, 2019, <https://www.scmp.com/news/china/society/article/2180750/toxic-running-track-leaves-100-chinese-schoolchildren-sick>.
50. Ron Duska and Nicholas M. Rongione, *Ethics and Corporate Responsibility: Theory, Cases and Dilemmas* (New York: Thomas Custom Publishing, 2003).

51. Paul M. Minus and Cherif M. Bassiouni. *The Ethics of Business in a Global Economy* (New York: Springer Science & Business Media, 1993), 16.
52. Shilpa Phadnis and Sujit John, "Top Global IT Firms Have More Staff in India Than Home Nations," *Times of India*, November 6, 2013, <http://timesofindia.indiatimes.com/tech/jobs/Top-global-IT-firms-have-more-staff-in-India-than-home-nations/articleshow/25280494.cms>.
53. Vindu Goel, "IBM Now Has More Employees in India Than in the United States," *New York Times*, September 28, 2017, <https://www.nytimes.com/2017/09/28/technology/ibm-india.html>.
54. Thomas Donaldson and Thomas W. Dunfee, *Ties That Bind: A Social Contracts Approach to Business Ethics* (Cambridge, MA: Harvard Business Press, 1999).
55. Abigail McWilliams and Donald Siegel, "Corporate Social Responsibility: A Theory of the Firm Perspective," *Academy of Management Review* 26, no. 1 (2001): 117–27.
56. "Non-governmental Organizations and Business: Living with the Enemy," *The Economist*, August 9, 2002, 49–50.
57. "2019 Edelman Trust Barometer: Annual Global Study," Edelman, 2019, <https://www.edelman.com/trust-barometer>.
58. Roundtable on Sustainable Palm Oil, <https://rspo.org/> about.
59. Katy Askew, "Nestle Targets Palm Oil Deforestation with 'Game Changing' Satellite Monitoring Tech," *Food Navigator*, September 14, 2018,

<https://www.foodnavigator.com/Article/2018/09/14/Nestle-targets-palm-oil-deforestation-with-game-changing-satellite-monitoring-tech>.

60. Blair FitzGibbon, “Morgan Stanley and Wells Fargo Cut Coal Financing, Join Growing Movement by Banks in U.S. and Europe,” RAN press release, November 30, 2015, https://www.ran.org/morgan_stanley_and_wells_fargo_cut_coal_financing.
61. Jonathan P. Doh and Terrence R. Guay, “Globalization and Corporate Social Responsibility: How Nongovernmental Organizations Influence Labor and Environmental Codes of Conduct,” *Management International Review* 44, no. 3 (2004): 7–30.
62. Petra Christmann and Glen Taylor, “Globalization and the Environment: Strategies for International Voluntary Environmental Initiatives,” *Academy of Management Executive* 16, no. 30 (2002): 121–35.
63. “What You Need to Know about the Sustainable Development Impact Summit,” World Economic Forum, September 21, 2018, <https://www.weforum.org/agenda/2018/09/everything-you-need-to-know-about-the-world-economic-forum-sustainable-development-impact-summit>.
64. For more information, see the United States Environmental Protection Agency, <https://www.epa.gov>.
65. For more information regarding the role of the UNEP, visit <https://www.unenvironment.org>.

66. “Sustainability,” Walmart, <http://corporate.walmart.com/global-responsibility/sustainability>.
67. Ibid.
68. “SustainabilityHUB,” Walmart, <https://www.walmartsustainabilityhub.com>.
69. Gunther, “The Green Machine.”
70. “Sustainability,” Walmart, <https://corporate.walmart.com/global-responsibility/sustainability>.
71. “Ecomagination Annual Report.” GE Ecomagination, 2008, <https://www.ge.com>.
72. Ibid.
73. Ibid.
74. Ibid.
75. Organization for Economic Cooperation and Development, *Corporate Governance: A Survey of OECD Countries* (Paris: OECD, 2003).
76. Stijn Claessens and Joseph P. H. Fan, “Corporate Governance in Asia: A Survey,” *International Review of Finance* 3, no. 2 (2002): 71–103.
77. Bob Davis, “The Economy: U.S. Nears Pact on Corruption Treaty,” *Wall Street Journal*, August 13, 2003, A2.
78. See also Jonathan P. Doh, Peter Rodriguez, Klaus Uhlenbruck, Jamie Collins, and Lorraine Eden, “Coping with Corruption in Foreign Markets,” *Academy of Management Executive* 17, no. 3 (2003): 114–27.

79. Linda Pressly, “The Largest Foreign Bribery Case in History,” BBC, April 22, 2018, <https://www.bbc.com/news/business-43825294>.
80. Ben Chapman, “Shell and Eni Face One of the Biggest Corruption Cases in Corporate History over \$13bn Nigerian Oil Field,” *The Independent*, September 16, 2018, <https://www.independent.co.uk/news/business/analysis-and-features/shell-and-eni-face-one-of-the-biggest-corruption-cases-in-corporate-history-over-13bn-nigerian-oil-a8537506.html>.
81. Tipton F. McCubbins, “Somebody Kicked the Sleeping Dog—New Bite in the Foreign Corrupt Practices Act,” *Business Horizons*, January–February 2001, 27.
82. Greg Steinmetz, “U.S. Firms Are among Least Likely to Pay Bribes Abroad, Survey Finds,” *Wall Street Journal*, August 25, 1997, 5.
83. Edmund L. Andrews, “29 Nations Agree to Outlaw Bribing Foreign Officials,” *New York Times*, November 21, 1997, <https://www.nytimes.com>.
84. “Special Report: The Short Arm of the Law—Bribery and Business,” *The Economist*, March 2, 2002, 85.
85. “Sustainable Development Goals,” United Nations, <https://www.un.org/sustainabledevelopment/sustainable-development-goals>. Accessed August 4, 2019.
86. “Financials,” The Global Fund, retrieved February 2, 2019, <https://www.theglobalfund.org/en/financials/>.

87. CIA, "Argentina," *The World Factbook*, 2019, <https://www.cia.gov/library/publications/resources/the-world-factbook/geos/ar.html>.
88. World Economic Outlook Database, "Argentina," International Monetary Fund, July 2018, https://www.imf.org/external/pubs/ft/weo/2018/01/weodata/weo_selgr.aspx.
89. Uki Goni, "Argentina Gets Biggest Loan in IMF's History at \$57bn," *The Guardian*, September 26, 2018, <https://www.theguardian.com/world/2018/sep/26/argentina-imf-biggest-loan>.
90. "Argentina Ends 2018 with Second Highest Inflation in Latin America," *France 24*, September 15, 2018, <https://www.france24.com/en/20190115-argentina-ends-2018-with-second-highest-inflation-latin-america>.
91. Benjamin D. Katz, "Norwegian Air to Set Up Argentine Arm with 10 Jets by Year's End," *Bloomberg Businessweek*, April 4, 2017, <https://www.bloomberg.com/news/articles/2017-04-04/norwegian-air-to-set-up-argentine-arm-with-10-jets-by-year-s-end>.



In the International Spotlight **Argentina**

Located along the Atlantic coast of southern South America, Argentina is a large, geographically diverse country. Roughly a third of Argentina's 45 million residents live in the Buenos Aires metropolitan area. Over 97.2 percent of the population are of European descent. The country shares a long, mountainous border with Chile to its west and is separated from Brazil and Uruguay by the Iguazu and Uruguay Rivers. It has a strategic location relative to Cape Horn at the tip of South America, with access to both the southern Atlantic and Pacific Oceans. As the ninth largest country by area in the world, Argentina spans a variety of strikingly diverse climates between the tropical north and sub-Antarctic south. Although Argentina's population growth has been declining in the last few decades, the population of youth ages 15–24 is the largest in Argentina's history and should provide a well-educated labor force that can boost the economy and support the current working-age population.⁸⁷

The Argentinean government operates as a presidential republic. The legislative branch includes a Senate, whose members serve six-year terms, and a Chamber of Deputies, whose members serve four-year terms. Presidential elections occur every four years. Argentina's political history is marked by a series of military coups and large

economic booms and busts. In 2018, GDP shrank by only 1 percent, while unemployment reached 8 percent. The service sector constitutes over 60 percent of Argentina's US\$626 billion GDP.⁸⁸

Inflation remains the biggest economic challenge for Argentina. Citizens often are saddled with high prices that rise faster than wages, suppressing economic growth. By early 2019, inflation had reached nearly 50 percent, interest rates had spiked to 60 percent, and the peso had lost nearly 50 percent of its value against the U.S. dollar. In September 2018, Argentina was forced to accept a US\$57 billion loan from the International Monetary Fund in an attempt to stabilize its finances. As a part of the deal, the country was forced to commit to balancing its budget, which resulted in cuts to energy and transportation subsidies.^{89,90}

Argentina faces a long path to economic recovery, but, if the country is able to stabilize the peso, strong future growth is possible. The country has a well-educated workforce and good relations with many developed countries, and it could be an attractive destination for foreign investment.

You Be the International Management Consultant

In April 2017, budget airline Norwegian Air announced that it would aim to establish a presence in Argentina. The company planned for a fleet of up to 10 Boeing 737 jets, with the goal of eventually serving both international and domestic destinations. Despite the ongoing economic issues plaguing the country, in October 2018, the airline began flying its first routes from Buenos Aires. The company is betting that its low-price tickets, which will start at just US\$18 between Buenos Aires and Cordoba, will give it an upper hand in the cash-strapped Argentine

market. Norwegian Air CEO Ole Christian Melhus ceremoniously captained the first flight, specifically thanking President Macri for his support of the project.⁹¹

Questions

1. If you were helping Norwegian Air negotiate for investment incentives from the Argentinean government, what would you recommend it ask for?
2. Does Argentina's trouble with the peso help or hurt Norwegian's domestic operations?
3. What are your primary concerns for Norwegian Air's future in Argentina and South America?
4. In your opinion, what are the most promising aspects of Argentina's economy?

Design Elements: Chess Icon, Globe Icon, People Icon: McGraw-Hill Global Education Holdings, LLC; World map vector: vectorlight/Shutterstock; World map background with globe: one AND only/Shutterstock

Advertising or Free Speech? The Case of Nike and Human Rights

Nike Inc., the global leader in the production and marketing of sports and athletic merchandise including shoes, clothing, and equipment, has enjoyed unparalleled worldwide growth for many years. Consumers around the world recognize Nike's brand name and logo. As a supplier to and sponsor of professional sports figures and organizations, and as a large advertiser to the general public, Nike is widely known. Nike was a pioneer in offshore manufacturing, establishing company-owned assembly plants and engaging third-party contractors in developing countries. As an early adopter of this manufacturing model, Nike has faced a variety of ethical and moral challenges over the last three decades.

In 1996, *Life* magazine published a landmark article about the labor conditions of Nike's overseas subcontractors, entitled “On the Playgrounds of America, Every Kid's Goal Is to Score: In Pakistan, Where Children Stitch Soccer Balls for Six Cents an Hour, Their Goal Is to Survive.” Accompanying the article was a photo of a 12-year-old Pakistani boy stitching a Nike-embossed soccer ball. The photo caption noted that the job took a whole day, and the child was paid US\$0.60 for his effort. Up until this time, the general public was neither aware of the wide use of foreign labor nor familiar with the working arrangements and treatment of laborers in developing countries. Almost instantly, Nike became a poster child for the questionable unethical use of offshore workers in poorer regions of the world. This label continued

to plague the corporation as many global human interest and labor rights organizations have monitored and often condemned Nike for its labor practices around the world.

In the years following, Nike executives were frequent targets at public events, especially at universities where students pressed administrators and athletic directors to ban products that had been made under “sweatshop” conditions. Indeed, at the University of Oregon, a major gift from Phil Knight, Nike's CEO, was held up in part because of student criticism and activism against Nike on campus.¹

Nike took immediate action to repair its damaged brand. In 2001, the company established a Corporate Responsibility and Sustainability Committee to ensure that labor practices were ethical across its supply chain. By 2003, the company employed 86 compliance officers (up from just three in 1996) to monitor its plant operations and working conditions and ensure compliance with its published corporate code of conduct. In 2005, Nike became the first among its peers to release a complete listing of all of the overseas factories that it contracts for labor. That same year, Nike released the pay scales of the factory workers and addressed actions it was taking to further improve conditions. Even so, the stigma of past practices—whether perceived or real—remained emblazoned on its image and brand name. Nike found itself constantly defending its activities, striving to shake this reputation and perception.

In 2002, Marc Kasky sued Nike, alleging that the company knowingly made false and misleading statements in its denial of direct participation in abusive labor conditions abroad. Through corporate news releases, full-page ads in major newspapers, and letters to editors, Nike defended its conduct and sought to show that allegations of misconduct were unwarranted. The action by the plaintiff, a local citizen, was predicated on a California state law prohibiting unlawful business practices. He alleged that Nike's public

statements were motivated by marketing and public relations and were simply false. According to the allegation, Nike's statements misled the public and thus violated the California statute. Nike countered by claiming its statements fell under and within the protection of the First Amendment, which protects free speech. The state court concluded that a firm's public statements about its operations have the effect of persuading consumers to buy its products and therefore are, in effect, advertising. Therefore, the suit could be adjudicated on the basis of whether Nike's pronouncements were false and misleading. The court stated that promoting a company's reputation was equivalent to sales solicitation, a practice clearly within the purview of state law. The majority of justices summarized their decision by declaring, "because messages in question were directed by a commercial speaker to a commercial audience, and because they made representations of fact about the speaker's own business operations for the purpose of promoting sales of its products, we conclude that these messages are commercial speech for purposes of applying state laws barring false and misleading commercial messages" (*Kasky v. Nike Inc.*, 2002). The conclusion reached by the court was that statements by a business enterprise to promote its reputation must, like advertising, be factual representations and that companies have a clear duty to speak truthfully about such issues.²

In January 2003, the U.S. Supreme Court agreed to hear Nike's appeal of the decision in *Kasky v. Nike Inc.* from the California Supreme Court.

Page 102

 In particular, the U.S. Supreme Court agreed to rule on whether Nike's previous statements about the working conditions at its subcontracted, overseas plants were in fact "commercial speech" and, separately, whether a private individual (such as Kasky) has the right to sue on those grounds. Numerous amici briefs were filed on both sides. Supporters of Kasky included California, as well as 17 other states; Ralph Nader's Public Citizen Organization; California's AFL/CIO; and California's attorney general. Nike's

friends of the court included the American Civil Liberties Union, the Business Roundtable, the U.S. Chamber of Commerce, other MNCs including Exxon/Mobil and Microsoft, and the Bush administration (particularly on the grounds that it does not support private individuals acting as public censors).³

Despite the novelty of this First Amendment debate and the potentially wide-reaching effects for big business (particularly MNCs), the U.S. Supreme Court dismissed the case (6 to 3) in June 2003 as “improvidently granted” due to procedural issues surrounding the case. In their dissenting opinion, Justices Stephen G. Breyer and Sandra Day O'Connor suggested that Nike would likely win the appeal at the U.S. Supreme Court level. In both the concurring and dissenting opinions, Nike's statements were described as a mix of “commercial” and “noncommercial” speech.⁴ This suggested to Nike, as well as other MNCs, that if the Court were to have ruled on the substantive issue, Nike would have prevailed.

Although this case has set no nationwide precedent for corporate advertising about business practices or corporate social responsibility (CSR) in general, given the sensitivity of the issue, Nike has allowed its actions to speak louder than words in the years since. As part of its international CSR profile, Nike has assisted relief efforts (donating to tsunami relief in 2004 and Haiti earthquake relief in 2010) and advocated fair wages and employment practices in its outsourced operations. Nike claims that it has not abandoned production in certain countries in favor of lower-wage labor in others and that its factory wages abroad are actually in accordance with local regulations, once one accounts for purchasing power and cost-of-living differences.⁵ The Nike Global Community Impact Fund (formally called the Nike Foundation), a nonprofit organization supported by Nike, is also an active supporter of the Millennium Development Goals, particularly those directed at improving the lives of adolescent girls in developing countries (specifically Bangladesh, Brazil, China, Ethiopia, and Zambia) through better health, education, and

economic opportunities. The Nike Global Community Impact Fund partners with more than five dozen international partners to distribute donated products and funding to a variety of causes across the globe.⁶ Environmental impact is also a key component of Nike's CSR profile. The company has focused on preserving water in the areas where its products are manufactured, incorporating new technology that minimizes the amount of water needed for dyeing processes. In 2018, Nike achieved 75 percent recycled material in its products, and 96 percent of its waste from the manufacturing process was either recycled or converted into energy. In 2019, Nike's North American energy supply was 100 percent renewable; by 2025, the company plans to power 100 percent of its worldwide facilities with renewable energy sources.⁷

As part of its domestic CSR profile, Nike is primarily concerned with keeping youth active, presumably for health, safety, educational, and psychological/esteem reasons. Nike has worked with Head Start and Special Olympics Oregon, as well as created its own community program, NikeGO, to advocate physical activity among youth. Partnering with then First Lady Michelle Obama, Nike worked to implement the “Let's Move” campaign into schools across the U.S. In conjunction with the U.S. Olympic Committee, Nike also sponsors Project Play, which aims to reshape the direction of youth sports by encouraging children to stay involved and feel included. In advance of the 2020 Olympics, Nike also launched a free online training program for volunteer youth coaches. Furthermore, Nike is committed to domestic efforts such as hurricane relief and bettering education, the latter through grants made by the Nike School Innovation Fund in support of the Primary Years Literacy Initiative.

Despite Nike's impressive CSR profile, if the California State Supreme Court decision is sustained and sets a global precedent, Nike's promotion or “advertisement” of its global CSR initiatives could still be subjected to legal

challenge. This could create a minefield for multinational firms. It would effectively elevate statements on human rights treatment by companies to the level of corporate marketing and advertising. Under these conditions, it might be difficult for MNCs to defend themselves against allegations of human rights abuses. In fact, action such as the issuance and dissemination of a written company code of conduct could fall into the category of advertising declarations. Although *Kasky v. Nike* was never fully resolved in court, the issues that it raised remain to be addressed by global companies.

Despite the publicity of the case, at both the state and Supreme Court levels, and the lingering criticism about its labor practices overseas, Nike has thrived over the last decade. With strong and growing sales and profits globally, Nike was ranked as the most valuable apparel brand by *Brand Finance* in 2019. It is estimated that the Nike brand is now worth US\$32 billion—far ahead of rival Adidas (US\$17 billion).⁸ The company has expanded its operations into different types of clothing and sports equipment and has continued to choose successful athletes to advertise its gear. Nike has shown no signs of slowing down, suggesting that its name and logo have substantially recovered in the global market.

Questions for Review

1. What ethical issues faced by MNCs in their treatment of foreign workers could bring allegations of misconduct in their operations?
2. Would the use of third-party independent contractors insulate MNCs from being attacked? Would that practice offer MNCs a good defensive shield against charges of abuse of “their employees”?
3. Do you think that statements by companies that describe good social and moral conduct in the treatment of their workers are part of the

image those companies create and therefore are part of their advertising message? Do consumers judge companies and base their buying decision on their perceptions of corporate behavior and values? Is the historic “made in” question (e.g., “Made in the USA”) now being replaced by a “made by” inquiry (e.g., “Made by Company X” or “Made for Company X by Company Y”)?

4. Given the principles noted in the case, how can companies comment on their positive actions to promote human rights so that consumers will think well of them? Would you propose that a company (a) do nothing, (b) construct a corporate code of ethics, or (c) align itself with some of the universal covenants or compacts prepared by international agencies?
5. What does Nike's continued financial success, in spite of the lawsuit, suggest about consumers' reactions to negative publicity? Have American media and NGOs exaggerated the impact of a firm's labor practices and corporate social responsibility on its sales? How should managers of an MNC respond to such negative publicity?

This case was prepared by Lawrence Beer, W. P. Carey School of Business, Arizona State University as the basis for class discussion. It is not intended to illustrate either effective or ineffective managerial capability or administrative responsibility.

ENDNOTES

1. Ericka Cruz Guevarra, “Oregon Student Organizers Protest Nike over Sweatshops,” *The Columbian*, July 31, 2017, <https://www.columbian.com/news/2017/jul/31/oregon-student-organizers-protest-nike-over-sweatshops/>.

2. *Marc Kasky v. Nike Inc.*, No. 994446, 02 C.D.O.S. 3790 (Cal., San Francisco Superior Ct. 2002).
<https://law.justia.com/cases/california/supreme-court/4th/27/939.html>.
3. Linda Greenhouse, “Free Speech for Companies on Justices' Agenda,” *New York Times*, April 20, 2003, A17.
4. Linda Greenhouse, “Nike Free Speech Case Is Unexpectedly Returned to California,” *New York Times*, June 27, 2003, A16.
5. “Nike and Child Labour—How It Went from Laggard to Leader,” Mallen Baker, <http://www.mallenbaker.net/csr/CSRfiles/nike.html>.
6. “What We Do,” Nike Global Community Impact Fund, 2019,
<https://communityimpact.nike.com/what-we-do>.
7. “Protecting the Environment,” Nike, 2019,
<https://purpose.nike.com/protecting-environment>.
8. “Apparel 50: 2019,” *Brand Finance*, February 2019,
https://brandfinance.com/images/upload/apparel_50_locked.pdf.

Brief Integrative Case 1.2

TOMS Puts Its Right Foot Forward

Nearing 30 years old and tired from working long hours on his fourth start-up, serial entrepreneur Blake Mycoskie took a much-needed extended vacation to Argentina in 2006.¹ While there, Mycoskie fully immersed himself in the local culture, learning to dance the tango, enjoying fine Argentine wine, and engaging in sports such as polo.² Mycoskie also took note of the diverse

Argentine fashion culture. One trend in particular that caught Mycoskie's eye was the soft canvas footwear called the “alpargata,” worn by nearly all Argentines.³ During his stay, Mycoskie purchased and began wearing his own alpargatas. He quickly realized how functional and comfortable the shoes were, leading him to wonder: Would consumers in the United States also be interested in such a product?

Blake Mycoskie: Serial Entrepreneur

Blake Mycoskie, born in Arlington, Texas, is the founder and “Chief Shoe Giver” for TOMS Shoes. A world traveler and former reality show contestant, Mycoskie has spent his entire career involved in start-ups.⁴ Much of Mycoskie's business knowledge was self-taught through reading biographies of successful businesspeople. Though originally enrolled at Southern Methodist University (SMU), Mycoskie dropped out after just two years when he lost his tennis scholarship due to an injury.⁵ This newly found freedom gave Mycoskie the chance to put his entrepreneurial spirit into action.

His first start-up business, EZ Laundry, was a small laundry service located at SMU. The university, with no campus dry cleaning service, provided steady demand.⁶ By 1999, EZ Laundry had expanded to three more universities, and Mycoskie sold the company to his partner.⁷ Following this experience, Mycoskie moved to Nashville and founded his next venture, Mycoskie Media. As an outdoor billboard company, Mycoskie Media focused on marketing country music. The company turned a steady profit, and Mycoskie sold it in just nine months.⁸

With two successful businesses behind him, Mycoskie and his sister, Paige, applied to be on the reality show *Survivor* in 2001. Although they did not make the cut for *Survivor*, they were ultimately cast in the travel-based reality series, *The Amazing Race*. Through this experience, Mycoskie was able to venture to Africa, Asia, and South America. Ultimately finishing the

race as second runner-ups, the brother/sister team missed out on the million U.S. dollar prize by just a few minutes. However, and perhaps more importantly, the adventure exposed Mycoskie to Argentina for the first time.⁹ Later that year, Mycoskie moved to Los Angeles, where he co-founded his third start-up, cable network Reality Central. For this new venture, Mycoskie joined forces with Larry Namer, a founder of E! Entertainment Television.¹⁰ The network debuted in 2003, with a planned format of airing both new, original programming as well as reruns of past successful reality shows. The venture was able to raise large amounts of funding from backers and proved successful until 2005, when competitor channel Fox Reality began to dominate ratings.¹¹ A short time later, Mycoskie (holding true to his entrepreneurial spirit) partnered with the founders of TrafficSchool.com to create his fourth business, Drivers Ed Direct, which functioned as an online-based drivers education service.¹² To increase brand awareness, Mycoskie created a viral marketing company, the Closer Marketing Group, to better promote his driver education business.¹³

The TOMS Experiment

On the heels of these successes, Mycoskie took his pivotal trip to Argentina in 2006. As his adventure was nearing its conclusion, Mycoskie happened to stumble upon an aid worker conducting a volunteer shoe drive. She was working to provide impoverished children with new shoes, explaining to Mycoskie that, even in more-developed countries like Argentina, children in poverty often lacked shoes.¹⁴ Without shoes, simple daily tasks can be quite difficult and children are also especially vulnerable to disease and illness when lacking proper footwear. According to the volunteer, inconsistent donations limited the success of events like shoe drives.

Over the next few days, Mycoskie's eyes were opened to the realities of poverty across Argentina. He traveled with the volunteer to several local

villages, observing poverty among children first hand. The experience left an strong impression on Mycoskie, stimulating him to consider getting involved in addressing poverty.¹⁵ Mycoskie strategized how to address the problem. Although he considered forming a charity to fund shoe donations for the children, the uncertainty posed by often inconsistent and uneven donations led Mycoskie to consider more business-oriented solutions. Having a constant flow of shoes available for donation was deemed as a critical element to the success of the effort. Mycoskie therefore settled on creating a for-profit business in which the sale of each pair of shoes would fund the donation of a pair of shoes for impoverished children. Mycoskie, reflecting on his Argentine adventure, based the shoe design on the “alpargata” shoes, which he believed held potential for success in the U.S. market. “Shoes for a Better Tomorrow,” which Mycoskie originally named the company, was based on shoe sales today leading to donated shoes tomorrow. The name was eventually shortened to “Tomorrow's Shoes,” which again was shortened to TOMS (see [Figure 1](#)).¹⁶



Figure 1 A Brief Timeline of TOMS

Products That Solve Problems

TOMS is built around the concept of expanding community outreach efforts through reliable business practices. As often discussed, TOMS was founded with the "One for One" company philosophy: every pair of shoes purchased would fund the donation of a pair of shoes to a child in need. First focusing on developing and selling the simple Argentine alpargata shoe, the company has

since diversified its product line greatly. Current shoe selection includes winter boots, wet-weather shoes, sports shoes, and even locally produced shoes. Through this program, local locations manufacture their own traditional shoe, spurring job creation in developing areas. Each type of shoe that is donated is tailored to the specific geographic region to which it is sent.¹⁷ Through the end of 2018, more than 86 million shoes have been donated in over 70 countries.¹⁸

In 2011, the company expanded to incorporate eyeglasses. With every pair of sunglasses purchased, TOMS funds the donation of a pair of prescription glasses to a person in need.¹⁹ Furthermore, the purchase of sunglasses funds more intensive eye-related procedures, including sight-saving surgery, medical treatments, and educational programs. Through the end of 2018, over 600,000 sight restorations have been provided by TOMS's donations. In order to implement its eye care initiatives, TOMS currently partners with 14 different organizations in 13 different countries, helping a variety of communities across the globe.²⁰

TOMS continues to expand its product line and the scope of its social outreach programs. TOMS formed its first consumable product offering, a coffee business called TOMS Roasting Company, in 2014. With each bag of coffee purchased, TOMS provides 140 liters of water to a community in need. This equates to a week's supply of fresh, safe water to an individual person.²¹ Through 2018, TOMS has provided over 600,000 weeks of safe water to locations around the globe.²²

In 2015, TOMS expanded into the handbag industry, with the Page 106 charitable link of ensuring safe childbirth for expecting mothers in developing locations. A leading cause of childbirth complications for both the mother and the infant is infections; with a portion of the profits from the sale of its bags, TOMS is financially supporting partners in its network by delivering materials and training that is needed, decreasing the chance of an infection for

delivering mothers by up to 80 percent.²³ Through 2018, over 175,000 mothers have received safe birth services through TOMS's donations.²⁴

As TOMS carries on its “One for One” philosophy, it continues to expand its product line. It is effectively generating more revenue and at the same time helping more people in need. TOMS is also spreading its philosophy and gaining more partners to help it with the same cause.

The Unconventional Leader

Mycoskie takes a somewhat unconventional approach to managing the everyday operations at TOMS. While many entrepreneurs spend long days at the office, Mycoskie takes his duties on the road with him, acting as a traveling brand representative. This allows him to personally convey the TOMS philosophy to potential customers. Back at the office, a carefully selected management team handles the day-to-day operations.²⁵ Even when he is in the office, Mycoskie takes an unorthodox approach to managing his staff. Informal meetings are often held out on his sailboat.

Mycoskie's personal life is equally unconventional. Prior to his recent marriage and the birth of his child, Mycoskie resided in his sailboat, docked in Marina del Rey, California. He would arise around 8:30 a.m., consume a Cliff Bar for breakfast, and spend several hours writing before finally heading into the office. Mycoskie is also a long-time user of a personal diary, allowing him to track his thoughts as they occur.²⁶ In fact, his journaling has filled over 50 books, containing his thoughts on all aspects of his life. He usually revisits these notes months later. In a world where instant communication is often demanded by employers, Mycoskie is notorious for leaving his e-mail inbox untouched for several days at a time. He also has been known to frequently bypass e-mail completely, utilizing handwritten letters instead. On many days, however, Mycoskie is up early to head to the airport and function as the company's traveling spokesperson.²⁷ Mycoskie spends much of his time

speaking at different events and universities to promote personal social responsibility, the TOMS ideology, and other messages that he believes create positive impact in the world. For two or three months in the year, Mycoskie takes time off to travel abroad, as seeing the world and meeting new people continues to inspire him.²⁸

In the years since visiting Argentina and building the TOMS brand, Mycoskie has largely focused on the corporate responsibility and charitable side of the business. Several times a year, Mycoskie leads teams of volunteers and employees on “shoe drops.” “Shoe drop” is the term that is used to describe when a TOMS team, composed of roughly 10 to 15 staff and volunteers, heads out into the field to hand out shoes to those in need.²⁹ This opportunity is considered an honor; an employee must earn the ability to participate by staying with the company for several years. Today, TOMS donates shoes in over 70 countries, preventing more diseases and providing the means for many children to live better lives.³⁰

Social Responsibility, Sustainability, and Business Strategy

Early on, one of the most common criticisms of TOMS's philanthropic programs was that it was not creating new jobs within local populations.³¹ Using this feedback constructively, Mycoskie expanded the “One for One” philosophy and focused his company's next efforts on creating job opportunities for those in the developing nations where donations were being directed.

In 2013, TOMS committed to producing one-third of its shoes within the regions where they are actually distributed. This effort has proven successful; over 700 jobs have been created in the regions where shoes are donated. Furthermore, employment opportunities have been kept at an equal ratio for male and female workers, promoting gender equality in developing

locations.³² Today, TOMS maintains factories in Ethiopia, India, and Kenya. Another example of TOMS's recent push towards social responsibility can be seen through TOMS Roasting Company. The coffee-producing subsidiary now engages in sourcing practices that provide farmers with a fair wage and ensure that clean water is accessible to people in the regions in which it sources its coffee beans. Interestingly, TOMS's internally conducted studies indicate that its overseas production initiatives are not negatively affecting domestic shoe manufacturers.³³

Helping like-minded start-ups has evolved into another priority for TOMS. Specifically, TOMS seeks to assist new socially oriented enterprises in developing locations. Major end-goals of these efforts are the creation of additional jobs in poverty-stricken areas and the reinvestment of revenue into the improvement of the lives of locals.³⁴ To help facilitate these efforts, TOMS has created a platform called TOMS Marketplace to highlight specific social enterprises and to assist them in their efforts to improve communities.

Another program that Mycoskie started is funded directly by sales of his award winning book, *Start Something That Matters*.³⁵ Mycoskie donates 100 percent of the profits from the book to the Start Something That Matters Foundation, which has helped create over 20 socially responsible start-ups including Charlize Theron's African Outreach Project, Charity: Water, Movember, and Ben Affleck's Eastern Congo Initiative.³⁶

Charity: Water is a nonprofit organization focused on solving the water shortage problems common to areas all over the world. Charity:

Page 107

Water takes donations from individuals that are then reinvested into organizations experienced in building sustainable, community-owned water projects.³⁷ By the end of 2018, Charity: Water maintained operations in 26 different countries, funding nearly 30,000 projects and providing over 8 million people with safe water.³⁸

Movember, another nonprofit organization, is committed to the happiness and health of men. Through the end of 2018, the organization has raised over US\$830 million and funded over 1,200 projects. Efforts are primarily focused on combating testicular and prostate cancers, the first and second most common cancers in males, as well as poor mental health and physical inactivity. An interesting symbol of this organization is their pride in having mustaches.³⁹

Global Impact and Influence

Through TOMS's ideology of "One for One," the original organization and its offshoots have had a significant impact on the lives of those in need. TOMS partners with several different organizations in its Giving Partners program. These partners, numbering more than 90, provide expertise and input, working closely with TOMS in its shoes, sight, water, safe birth, and bullying-prevention efforts.

The statistics highlight how effective many of the company's efforts have been. An estimated 2 million children have been protected from hookworm with the TOMS shoes provided, and, following shoe distribution, there has been a 42 percent increase in maternal health-care program participation and a 1,000-student increase in enrollment.⁴⁰ The awareness program One Day Without Shoes has reached millions, showing the difficulties that people without shoes experience while also donating a pair of shoes for every social media photo shared that shows someone without shoes.⁴¹

The statistics from TOMS's other product initiatives are just as encouraging. TOMS's sunglasses purchases have funded hospitals and doctors in 13 different countries, with the help of 13 different local partners.⁴² Funds raised through TOMS Roasting Co. have supported partners like Water for People and Aguayuda with the development and maintenance of safe water systems in local communities.⁴³ From bag sales, TOMS and three of its

partners have helped millions of women in three countries during childbirth, decreasing the likelihood of infection or death.⁴⁴

Socially responsible companies have gained traction in the global society as people work to raise awareness and promote a higher standard of life; TOMS, leveraging this trend, is now valued at US\$625 million.⁴⁵ Building on the one-for-one model pioneered by TOMS, other companies have pursued similar approaches, such as Blanket America, which gives a blanket for every blanket purchased, and Smile Squared, which donates a toothbrush for every one bought. It appears as if some consumers find the direct connection between buying and giving to be appealing, and companies such as TOMS—and the charities they support—are thriving as a result.^{46,47}

Questions for Review

1. How might combining commercial objectives and social goals improve the impact of corporate social responsibility efforts? How might the two conflict?
2. What aspects of the “One for One” philosophy appeal to consumers? How might it appeal to consumers who may not otherwise be motivated to support corporate social responsibility?
3. Could a company like TOMS have come about absent the role of Blake Mycoskie? What is the role of the individual in entrepreneurial ventures such as TOMS?

This case was prepared by Otto Eberle of Villanova University under the supervision of Professor Jonathan Doh as the basis for class discussion. Additional research assistance was provided by Ben Littell.

ENDNOTES

1. Blake Mycoskie, "How I Did It: The TOMS Story," *Entrepreneur*, September 20, 2011, <https://www.entrepreneur.com/article/220350>.
2. Ibid.
3. Ibid.
4. Kelsey Hubbard, "Sole Man Blake Mycoskie," *Wall Street Journal*, January 7, 2012, <https://www.wsj.com/articles/SB10001424052970204632204577131031031671906>.
5. Jessica Shambora, "How TOMS Shoes Founder Blake Mycoskie Got Started," CNN, March 16, 2010, http://archive.fortune.com/2010/03/16/smallbusiness/toms_shoes_blake_mycoskie.fortune/index.htm.
6. Karen Bates, "'Soul Mates': Shoe Entrepreneur Finds Love in Giving," NPR March 7, 2014, <https://www.npr.org/2010/11/23/131550142/-soul-mates-shoe-entrepreneur-finds-love-in-giving>.
7. Shambora, "How TOMS Shoes Founder Blake Mycoskie Got Started."
8. Imran Amed and Vikram Alexei Kansara, "Founder Stories: Blake Mycoskie of Toms on Social Entrepreneurship and Finding His 'Business Soulmate,'" *Business of Fashion*, July 29, 2013, <https://www.businessoffashion.com/articles/founder-stories/founder-stories-blake-mycoskie-of-toms-on-social-entrepreneurship-and-finding-his-business-soulmate>.
9. Gillian Telling, "Saving Soles," *Hemispheres*, April 1, 2009, <http://old.hemimag.us/2009/04/01/blake-mycoskie-saves-the-world->

[step-by-step.](#)

10. J. J. Colao, “The Trials of Entrepreneurship: TOMS Founder Blake Mycoskie on Starting Up Again ... and Again,” *Forbes*, March 3, 2014, <https://www.forbes.com/sites/jjcolao/2014/03/03/the-trials-of-entrepreneurship-toms-founder-blake-mycoskie-on-starting-up-again-and-again/#76895a42669d>.
11. “Get to the Top with Mycoskie's 5 Tips,” *CNN World Business*, September 26, 2008, <https://www.cnn.com/2008/BUSINESS/09/26/mycoskie.tips/index.html?iref=nextin>.
12. Colao, “The Trials of Entrepreneurship.”
13. “Blake Mycoskie, Contributor Profile,” *Huffington Post*, 2014, <https://www.huffingtonpost.com/author/blake-mycoskie>.
14. Blake Mycoskie, “Blake Mycoskie Conceived the Idea for TOMS Shoes While Sitting on a Farm, Pondering Life, in Argentina,” *Business Insider*, September 21, 2011, <https://www.businessinsider.com/blake-mycoskie-argentina-toms-shoes-2011-09>.
15. Ibid.
16. Mycoskie, “How I Did It.”
17. “Shoe Giving Partners,” TOMS, <https://www.toms.com/shoe-partners>.
18. Ibid.
19. Booth Moore, “Toms Founder Blake Mycoskie Is Known for Pairing Fashion and Causes,” *Los Angeles Times*, June 11, 2011, <http://articles.latimes.com/2011/jun/11/image/la-ig-toms-20110611>.

20. “What We Give: Giving Sight,” TOMS, <https://www.toms.com/what-we-give-sight>.
21. Stephanie Strom, “Turning Coffee into Water to Expand Business Model,” *New York Times*, March 11, 2014, <https://www.nytimes.com/2014/03/12/business/turning-coffee-into-water-to-expand-a-one-for-one-business-model.html>.
22. “What We Give: Water,” TOMS, <https://www.toms.com/what-we-give-water>.
23. “What We Give: Safe Births,” TOMS, <https://www.toms.com/what-we-give-safe-births>.
24. Ibid.
25. Tamara Schweitzer, “The Way I Work: Blake Mycoskie of Toms Shoes,” *Inc*, June 1, 2010, <https://www.inc.com/magazine/20100601/the-way-i-work-blake-mycoskie-of-toms-shoes.html>.
26. Ibid.
27. Ibid.
28. Ibid.
29. Ibid.
30. “Shoe Giving Partners,” TOMS, <https://www.toms.com/shoe-partners>.
31. Cheryl Davenport, “The Broken ‘Buy-One, Give-One’ Model: 3 Ways to Save Toms Shoes,” factscoexist, April 10, 2012, <https://www.fastcoexist.com/1679628/the-broken-buy-one-give-one-model-three-ways-to-save-toms-shoes>.

32. Kevin Short, "Toms CEO Blake Mycoskie Offers Surprising Answer to His Critics," *Huffington Post*, November 14, 2013, https://www.huffingtonpost.com/2013/11/14/toms-ceo-critics_n_4274637.html.
33. "Production," TOMS, <https://www.toms.com/production>.
34. "Beyond One for One: Social Enterprise," TOMS, <https://www.toms.com/beyond-one-for-one>.
35. "Hardcover Business Books," *New York Times*, October 2011, <https://www.nytimes.com/books/best-sellers/2011/10/09/hardcover-business-books>.
36. Sandi L. Gordon, "Change the World—Start Something That Matters," *Ezine*, January 3, 2013, <http://ezinearticles.com/?Change-the-World---Start-Something-That-Matters&id=7447820>.
37. Gregory Ferenstein, "Trickle-Forward Economics: Scott Harrison's Water-Based Experiment in Viral Philanthropy," *Fast Company*, October 24, 2011, <https://www.fastcompany.com/1790136/trickle-forward-economics-scott-harrisons-water-based-experiment-viral-philanthropy>.
38. "Charity: Water Projects," <https://www.charitywater.org/projects>.
39. Movember Foundation home page, <https://us.movember.com/about/money>.
40. "Improving Lives," TOMS, <https://www.toms.com/improving-lives>.
41. Julee Wilson, "TOMS Shoes Annual 'One Day without Shoes,' Plus Barefoot Celebs," *Huffington Post*, April 10, 2012, https://www.huffingtonpost.com/2012/04/10/toms-one-day-without-shoes_n_1414470.html.

42. “What We Give: Giving Sight,” TOMS, <http://www.toms.com/what-we-give-sight>.
43. “What We Give: Giving Water,” TOMS, <https://www.toms.com/what-we-give-water>.
44. “What We Give: Safe Births,” TOMS, <https://www.toms.com/what-we-give-safe-births>.
45. Marcela Isaza and Leanne Italie, “Blake Mycoskie on 10 Years of Toms,” *Business of Fashion*, May 6, 2016, <https://www.businessoffashion.com/articles/news-analysis/blake-mycoskie-on-10-years-of-toms>.
46. Adam L. Penenberg, “Blanket America's Charitable Capitalism Is Going Viral,” *Fast Company*, November 12, 2009, <https://www.fastcompany.com/1449664/blanket-americas-charitable-capitalism-going-viral>.
47. Michelle Juergen, “Smile Squared Donates Toothbrushes to Children in Need,” *Entrepreneur*, November 7, 2012, <https://www.entrepreneur.com/article/224444>.

In-Depth Integrative Case 1.1

Student Advocacy and “Sweatshop” Labor: The Case of Russell Athletic

Introduction

Outsourcing of production facilities and labor to developing countries has been one of the important business strategies of large U.S. corporations. While in the United States, a typical corporation is subject to various regulations and laws such as minimum wage law, labor laws, safety and sanitation requirements, and trade union organizing provisions, in some developing countries these laws are soft and rudimentary, allowing a large corporation to derive significant cost benefits from outsourcing. Moreover, many developing countries like Bangladesh, China, Honduras, India, Pakistan, and Vietnam encourage the outsourcing of work from the developed world to factories within their borders as a source of employment for their citizens, who otherwise would suffer from lack of jobs in their country.

However, in spite of the obvious positive fact of creating new jobs in the hosting country, large multinational corporations very often have been criticized for violating the rights of the workers, creating unbearable working conditions, and increasing workloads while cutting compensation. They have been attacked for creating a so-called sweatshop environment for their employees. A few of the recent targets of the criticism have been H&M,¹ Gap, Walmart,² Target,³ Nike,⁴ Adidas, Lululemon, Prada, Hermes, and Louis Vuitton.⁵

A major turning point for labor rights came over a decade ago in November 2009 when, after nearly two years of student campaigning in coordination with the apparel workers, the Honduran workers' union concluded an agreement with Russell Athletic, a major supplier of clothing and sportswear to college campuses around the country. The agreement included a commitment by Russell to put all of the workers back to work, provide compensation for lost wages, recognize the union and agree to collective bargaining, and allow access for the union to all other Russell apparel plants in Honduras for union organizing drives in which the company will remain neutral.⁶

This case addresses advocacy by students and other stakeholders toward one of these companies and documents the evolution and outcome of the dispute.

What Is a Sweatshop?

By common agreement, a sweatshop is a workplace that provides low or subsistence wages under harsh working conditions, such as long hours, unhealthy conditions, and/or an oppressive environment. Some observers see these work environments as essentially acceptable if the laborers freely contract to work in such conditions. For others, to call a workplace a sweatshop implies that the working conditions are illegitimate and immoral. The U.S. Government Accountability Office (the name since July 7, 2004) would hone this definition for U.S. workplaces to include those environments where an employer violates more than one federal or state labor, industrial homework, occupational safety and health, workers' compensation, or industry registration laws. The AFL-CIO Union of Needletrades, Industrial and Textile Employees would expand on that to include workplaces with systematic violations of global fundamental workers' rights. The Interfaith Center on Corporate Responsibility (ICCR) defines sweatshops much more broadly than either of these; even where a factory is clean, well organized, and harassment free, the ICCR considers it a sweatshop if its workers are not paid a sustainable living wage. The purpose of reviewing these varied definitions is to acknowledge that, by definition, sweatshops are oppressive, unethical, and patently unfair to workers.⁷

History of Sweatshops

Sweatshop labor systems were most often associated with garment and cigar manufacturing of the period 1880–1920. Sweated labor can also be seen in laundry work, green grocers, and most recently in the “day laborers,” often

legal or illegal immigrants, who landscape suburban lawns.⁸ Now, sweatshops are often found in the clothing industry because it is easy to separate higher- and lower-skilled jobs and contract out the lower-skilled ones. Clothing companies can do their own designing, marketing, and cutting and contract out sewing and finishing work. New contractors can start up easily; all they need are a few sewing machines in a rented apartment or factory loft located in a neighborhood where workers can be recruited.⁹ Sweatshops make the most fashion-oriented clothing—women's and girls'—because production has to be flexible, change quickly, and be done in small batches. In less style-sensitive sectors—men's and boys' wear, hosiery, and knit products—there is less change and longer production runs, and clothing can be made competitively in large factories using advanced technology.¹⁰ Since their earliest days, sweatshops have relied on immigrant labor, usually women, who were desperate for work under any pay and conditions.

Page 110

Sweatshops in New York City, for example, opened in Chinatown, the mostly Jewish Lower East Side, and Hispanic neighborhoods in the boroughs. Sweatshops in Seattle are near neighborhoods of Asian immigrants. The evolution of sweatshops in London and Paris—two early and major centers of the garment industry—followed the pattern in New York City. First, garment manufacturing was localized in a few districts: the Sentier of Paris and the Hackney, Haringey, Islington, Tower Hamlets, and Westminster boroughs of London. Second, the sweatshops employed mostly immigrants, at first men but then primarily women, who had few job alternatives.¹¹

In developing countries, clothing sweatshops tend to be widely dispersed geographically rather than concentrated in a few districts of major cities, and they often operate alongside sweatshops, some of which are very large, that produce toys, shoes (primarily athletic shoes), carpets, and athletic equipment (particularly baseballs and soccer balls), among other goods. Sweatshops of all types tend to have child labor, forced unpaid overtime, and widespread

violations of workers' freedom of association (i.e., the right to unionize). The underlying cause of sweatshops in developing nations—whether in China, Southeast Asia, the Caribbean, or India and Bangladesh—is intense cost-cutting done by contractors who compete among themselves for orders from larger contractors, major manufacturers, and retailers.¹² Sweatshops became visible through the public exposure given to them by reformers in the late 19th and early 20th centuries in both England and the United States. In 1889–1890, an investigation by the House of Lords Select Committee on the Sweating System brought attention in Britain. In the United States, the first public investigations came as a result of efforts to curb tobacco homework, which led to the outlawing of the production of cigars in living quarters in New York State in 1884.¹³

The spread of sweatshops was reversed in the United States in the years following a horrific fire in 1911 that destroyed the Triangle Shirtwaist Company, a women's blouse manufacturer near Washington Square in New York City. The company employed 500 workers in notoriously poor conditions. One hundred forty-six workers perished in the fire; many jumped out windows to their deaths because the building's emergency exits were locked. The Triangle fire made the public acutely aware of conditions in the clothing industry and led to pressure for closer regulation. The number of sweatshops gradually declined as unions organized and negotiated improved wages and conditions and as government regulations were stiffened (particularly under the 1938 Fair Labor Standards Act, which imposed a minimum wage and required overtime pay for work of more than 40 hours per week).¹⁴ Unionization and government regulation never completely eliminated clothing sweatshops, and many continued on the edges of the industry; small sweatshops were difficult to locate and could easily close and move to avoid union organizers and government inspectors. In the 1960s, sweatshops began to reappear in large numbers among the growing labor force of immigrants,

and by the 1980s sweatshops were again “business as usual.” In the 1990s, atrocious conditions at a sweatshop once again shocked the public.¹⁵ A 1994 U.S. Department of Labor spot check of garment operations in California found that 93 percent had health and safety violations, 73 percent of the garment makers had improper payroll records, 68 percent did not pay appropriate overtime wages, and 51 percent paid less than the minimum wage.¹⁶

Sweatshop Dilemma

The fight against sweatshops is never a simple matter; there are mixed motives and unexpected outcomes. For example, unions object to sweatshops because they are genuinely concerned about the welfare of sweated labor, but they also want to protect their own members' jobs from low-wage competition even if this means ending the jobs of the working poor in other countries.¹⁷ Also, sweatshops can be evaluated from moral and economic perspectives. Morally, it is easy to declare sweatshops unacceptable because they exploit and endanger workers. But from an economic perspective, many now argue that, without sweatshops, developing countries might not be able to compete with industrialized countries and achieve export growth. Working in a sweatshop may be the only alternative to subsistence farming, casual labor, prostitution, and unemployment. At least most sweatshops in other countries, it is argued, pay their workers above the poverty level and provide jobs for women who are otherwise shut out of manufacturing. And American consumers have greater purchasing power and a higher standard of living because of the availability of inexpensive imports.¹⁸

NGOs' Anti-Sweatshop Initiatives

International nongovernmental organizations (NGOs) have attempted to step into the sweatshop conflict to suggest voluntary standards to which possible

signatory countries or organizations could commit. For instance, the International Labour Office has promulgated its Tripartite Declaration of Principles Concerning Multinational Enterprises and Social Policy, which offers guidelines for employment, training, conditions of work and life, and industrial relations. The “Tripartite” nature refers to the critical cooperation necessary from governments, employers' and workers' organizations, and the multinational enterprises involved.¹⁹

On December 10, 1948, the General Assembly of the United Nations adopted its Universal Declaration of Human Rights, calling on all member countries to publicize the text of the Declaration and to cause it to be disseminated, displayed, and read. The Declaration recognizes that all humans have an inherent dignity and specific equal and inalienable rights. These rights are based on the foundation of freedom, justice, and peace. The UN Page 111 stated that the rights should be guaranteed without distinction of any kind, such as race, color, sex, language, religion, political or other opinion, national or social origin, property, birth, or other status. Furthermore, no distinction shall be made on the basis of the political, jurisdictional, or international status of the country or territory to which a person belongs. The foundational rights also include the right to life, liberty, and security of person and protection from slavery or servitude, torture, or cruel, inhuman, or degrading treatment or punishment.²⁰ Articles 23, 24, and 25 discuss issues with immediate implications for sweatshops. By extrapolation, they provide recognition of the fundamental human right to nondiscrimination, personal autonomy or liberty, equal pay, reasonable working hours and the ability to attain an appropriate standard of living, and other humane working conditions. All these rights were reinforced by the United Nations in its 1966 International Covenant on Economic, Social, and Cultural Rights.²¹

These are but two examples of standards promulgated by the international labor community, though the enforcement of these and other

norms is spotty. In the apparel industry in particular, the process of internal and external monitoring has matured such that it has become the norm at least to self-monitor, if not to allow external third-party monitors to assess compliance of a supplier factory with the code of conduct of a multinational corporation or with that of NGOs. Though a number of factors affected this evolution, one such factor involved pressure by American universities on their apparel suppliers, which resulted in two multistakeholder efforts—the Fair Labor Association, primarily comprising and funded by the multinational retailers, and the Worker Rights Consortium, originally perceived as university driven. Through a cooperative effort of these two organizations, large retailers such as Nike and Adidas not only have allowed external monitoring, but Nike has now published a complete list of each of its suppliers.²²

The Case of Russell Athletic

While some argue that sweatshop scandals cause little or no impact on the corporate giants because people care more for the ability to buy cheap and affordable products rather than for working conditions of those who make these products,²³ the scandal around the Russell Athletic brand has proved that it may no longer be as easy for a corporation to avoid the social responsibility for its outsourcing activities as it has been for a long time. November 2009 became a tipping point in the many years of struggle between the student anti-sweatshop movement and the corporate world. An unprecedented victory was won by the United Students Against Sweatshops (USAS) coalition against Russell Athletic, a corporate giant owned by Fruit of the Loom, a Berkshire-Hathaway portfolio company. USAS pressure tactics persuaded one of the nation's leading sportswear companies, Russell Athletic, to agree to rehire 1,200 workers in Honduras who lost their jobs when Russell closed their factory soon after the workers had unionized.²⁴

Russell Corporation, founded by Benjamin Russell in 1902, is a manufacturer of athletic shoes, apparel, and sports equipment. Russell products are marketed under many brands, including Russell Athletic, Spalding, Brooks, Jerzees, Dudley Sports, and others. This company with more than 100 years of history has been a leading supplier of team uniforms at the high school, college, and professional level. Russell Athletic™ active wear and college-licensed products are broadly distributed and marketed through department stores, sports specialty stores, retail chains, and college bookstores.²⁵ After an acquisition in August 2006, Russell's brands joined Fruit of the Loom in the Berkshire-Hathaway family of products.

Russell/Fruit of the Loom is the largest private employer in Honduras. Unlike other major apparel brands, Russell/Fruit of the Loom owns all eight of its factories in Honduras rather than subcontracting to outside manufacturers.²⁶ The incident related to Russell Athletic's business in Honduras that led to a major scandal in 2009 was the company's decision to fire 145 workers in 2007 for supporting a union. This ignited the anti-sweatshop campaign against the company. Russell later admitted its wrongdoing and was forced to reverse its decision. However, the company continued violating worker rights in 2008 by constantly harassing the union activists and making threats to close the Jerzees de Honduras factory. It finally closed the factory on January 30, 2009, after months of battling with a factory union.²⁷

NGOs' Anti-Sweatshop Pressure

The Worker Rights Consortium (WRC) has conducted a thorough investigation of Russell's activities, and ultimately released a 36-page report on November 7, 2008, documenting the facts of worker rights violations by Russell in its factory Jerzees de Honduras, including the instances of death threats received by the union leaders.²⁸ The union's vice president, Norma Mejia, publicly

confessed at a Berkshire-Hathaway shareholders' meeting in May 2009 that she had received death threats for helping lead the union.²⁹ The Worker Rights Consortium continued monitoring the flow of the Russell Athletic scandal and issued new reports and updates on this matter throughout 2009, including its recommendation for Russell's management on how to mediate the situation and resolve the conflict.

As stated in its mission statement, the Worker Rights Consortium is an independent labor rights monitoring organization, whose purpose is to combat sweatshops and protect the rights of workers who sew apparel and make other products sold in the United States. The WRC conducts independent, in-depth investigations, issues public reports on factories producing for major U.S. brands, and aids workers at these factories in their efforts to end labor abuses and defend their workplace rights. The WRC is supported by over 175 college and university affiliates and is primarily focused on the labor practices of factories that make apparel and other goods bearing university logos.³⁰

Worker Rights Consortium assessed that Russell's decision to close the plant represented one of the most serious challenges yet faced to the enforcement of university codes of conduct. If allowed to stand, the closure would not only unlawfully deprive workers of their livelihoods, it would also send an unmistakable message to workers in Honduras and elsewhere in Central America that there is no practical point in standing up for their rights under domestic or international law and university codes of conduct and that any effort to do so will result in the loss of one's job. This would have a substantial chilling effect on the exercise of worker rights throughout the region.³¹

The results of the WRC investigation of Russell Athletic unfair labor practices in Honduras spurred the nationwide student campaign led by United Students Against Sweatshops (USAS), who persuaded the administrations of

Boston College, Columbia, Harvard, NYU, Stanford, Michigan, North Carolina, and 89 other colleges and universities to sever or suspend their licensing agreements with Russell. The agreements—some yielding more than \$1 million in sales—allowed Russell to put university logos on T-shirts, sweatshirts, and fleeces.³²

As written in its mission statement, USAS is a grassroots organization run entirely by youth and students. USAS strives to develop youth leadership and run strategic student-labor solidarity campaigns with the goal of building sustainable power for working people. It defines “sweatshop” broadly and considers all struggles against the daily abuses of the global economic system to be a struggle against sweatshops. The core of its vision is a world in which society and human relationships are organized cooperatively, not competitively. USAS struggles toward a world in which all people live in freedom from oppression, in which people are valued as whole human beings rather than exploited in a quest for productivity and profits.³³

The role of USAS in advocating for the rights of the Honduran workers in the Russell Athletic scandal is hard to overestimate. One can only envy the enthusiasm and effort contributed by students fighting the problem that did not seem to have any direct relationship to their own lives. They did not just passively sit on campus, but went out to the public with creative tactical actions such as picketing the NBA finals in Orlando and Los Angeles to protest the league's licensing agreement with Russell, distributing fliers inside Sports Authority sporting goods stores, and sending Twitter messages to customers of Dick's Sporting Goods urging them to boycott Russell products. The students even sent activists to knock on Warren Buffett's door in Omaha because his company, Berkshire-Hathaway, owns Fruit of the Loom, Russell's parent company.³⁴

United Students Against Sweatshops involved students from more than 100 campuses where it did not have chapters in the anti-Russell campaign. It

also contacted students at Western Kentucky University in Bowling Green, where Fruit of the Loom has its headquarters.³⁵ The USAS activists even reached Congress, trying to gain more support and inflict more political and public pressure on Russell Athletic. On May 13, 2009, 65 congressmen signed the letter addressed to Russell CEO John Holland expressing their grave concern over the labor violations.

In addition, the Fair Labor Association (FLA), a non-profit organization dedicated to ending sweatshop conditions in factories worldwide, issued a statement on June 25, 2009, putting Russell Athletic on probation for noncompliance with FLA standards.³⁶ The Fair Labor Association, one of the powerful authorities that oversees the labor practices in the industry, represents a powerful coalition of industry and nonprofit sectors. The FLA brings together colleges and universities, civil society organizations, and socially responsible companies in a unique multistakeholder initiative to end sweatshop labor and improve working conditions in factories worldwide. The FLA holds its participants, those involved in the manufacturing and marketing processes, accountable to the FLA Workplace Code of Conduct.³⁷ The 19-member Board of Directors, the FLA's policy-making body, comprises equal representation from each of its three constituent groups: companies, colleges and universities, and civil society organizations.³⁸

Victory for USAS and WRC

As mentioned at the start of this case, on November 2009, after nearly two years of student campaigning in coordination with the apparel workers, the Honduran workers' union concluded an agreement with Russell that put all of the workers back to work, provided compensation for lost wages, recognized the union and agreed to collective bargaining, and provided access for the union to all other Russell apparel plants in Honduras for union-organizing drives in which the company will remain neutral. According to the November

24, 2009, press release from Fibre2Fashion, this has been an “unprecedented victory for labor rights.”³⁹ Rod Palmquist, USAS International Campaign Coordinator and University of Washington alumnus, noted that there were no precedents for a factory apparently being shut down to dislodge a union and “later reopened after a worker-activist campaign.”⁴⁰

This was not an overnight victory for the student movement and the coalition of NGOs such as USAS, WCR, and FLA. It took over 10 years of building a movement that persuaded scores of universities to adopt detailed codes of conduct for the factories used by licensees like Russell.⁴¹ It is another important lesson for the corporate world in the era of globalization, which can no longer expect to conduct business activities in isolation from the rest of the world. The global corporations such as Russell Athletic, Nike, Gap, Walmart, and others will have to assess the impact of their

 Page 113

 business decisions on all the variety of stakeholders and take higher social responsibility for what they do in any part of the world.

More recently, a fire at a Bangalore textile factory in late 2012, and two horrific accidents at garment factories in Bangladesh in 2013, have placed renewed pressure on U.S. and European clothing brands to take greater responsibility for the working conditions of the factories from which they source products. On April 24, 2013, more than 1,000 workers were killed when an eight-story building collapsed while thousands of people were working inside. Less than two weeks later, eight people were killed in a fire at a factory in Dhaka that was producing clothes for Western retailers. After a number of investor, religious, labor, and human rights groups voiced concerns about the lack of oversight and accountability by the major companies, several of the world's largest apparel firms agreed to a plan to help pay for fire safety and building improvements. Companies agreeing to the plan included the Swedish-based retailer H&M; Inditex, owner of the Zara chain; the Dutch retailer C&A; and British companies Primark and Tesco. At the same time, the

Bangladesh government announced that it would improve its labor laws and raise wages, and ease restrictions on forming trade unions. U.S. retailers Walmart and Gap did not commit to the agreement, expressing concerns about legal liability in U.S. courts. Instead, with the help of a U.S.-based think tank, they announced they would pursue a separate accord to improve factory conditions in Bangladesh.⁴²

Despite these promises by various companies and governmental organizations, and a commitment of over a quarter of a billion dollars, much work remains to be done. According to a report by NYU Stern Center for Business and Human Rights, only eight out of over 3,000 factories in Bangladesh had cleared violations in the years since the garment fires and building collapse.⁴³ Additionally, workers still face unhealthy levels of dust and pollution inhalation, physical strain, long-term mental stress, exhaustion, and overheating.⁴⁴

Questions for Review

1. Assume that you are an executive of a large U.S. multinational corporation planning to open new manufacturing plants in China and India to save on labor costs. What factors should you consider when making your decision? Is labor outsourcing to developing countries a legitimate business strategy that can be handled without risk of running into a sweatshop scandal?
2. Do you think that sweatshops can be completely eliminated throughout the world in the near future? Provide an argument as to why you think this can or cannot be achieved.
3. Would you agree that in order to eliminate sweatshop conflicts, large corporations such as Russell Athletic should retain the same high labor standards and regulations that they have in the home

country (for example, in the U.S.) when they conduct business in developing countries? How hard or easy can this be to implement?

4. Do you think that the public and NGOs like USAS should care about labor practices in other countries? Isn't this a responsibility of the government of each particular country to regulate the labor practices within the borders of its country? Who do you think provides a better mechanism of regulating and improving the labor practices: NGOs or country governments?
5. Would you agree that Russell Athletic made the right decision by conceding to USAS and union demands? Isn't a less expensive way to handle this sort of situation simply to ignore the scandal? Please state your pros and cons regarding Russell's decision to compromise with the workers' union and NGOs as opposed to ignoring this scandal.

This case was prepared by Professor Jonathan Doh and Tetyana Azarova of Villanova University as the basis for class discussion.

ENDNOTES

1. Kieran Guilbert, "H&M Accused of Failing to Ensure Fair Wages for Global Factory Workers," Reuters, September 24, 2018, <https://www.reuters.com/article/us-workers-garment-abuse/hm-accused-of-failing-to-ensure-fair-wages-for-global-factory-workers-idUSKCN1M41GR>.
2. Aaron Smith, "Report Slams Walmart for 'Exploitative' Conditions in Asia Factories," CNN, May 31, 2016, <https://money.cnn.com/2016/05/31/news/companies/walmart-gap-hm-garment-workers-asia/index.html>.

- Rachel Eddie, “Target and Kmart Accused of Using ‘Slave Labour’ for Back-to-School Clothing Lines That Sell Shirts for Just \$2 ... but They Deny Putting Price before Factory Workers' Welfare,” *Daily Mail*, January 16, 2016, <https://www.dailymail.co.uk/news/article-3403101/Target-Kmart-accused-using-slave-labour-school-clothing-lines-sell-shirts-just-2-deny-putting-price-factory-workers-welfare.html>.
3. Elizabeth Segran, “Escalating Sweatshop Protests Keep Nike Sweating,” *Fast Company*, July 28, 2017, <https://www.fastcompany.com/40444836/escalating-sweatshop-protests-keep-nike-sweating>.
4. Elizabeth Segran, “Did a Slave Make Your Sneakers? The Answer Is: Probably,” *Fast Company*, December 14, 2018, <https://www.fastcompany.com/90279693/did-a-slave-make-your-sneakers-the-answer-is-probably>.
5. Steven Greenhouse, “Labor Fight Ends in Win for Students,” *New York Times*, November 17, 2009, <https://www.nytimes.com/2009/11/18/business/18labor.html>.
6. Laura P. Hartman, *Encyclopedia of Business Ethics and Society*, vol. 4, ed. Robert W. Kolb (Thousand Oaks, CA: Sage, 2008), 2034–41.
7. Richard A. Greenwald, *Dictionary of American History*, 3rd ed., vol. 8, ed. Stanley I. Kutler (New York: Charles Scribner's Sons, 2003), 34–35.
8. Gary Chaison, *Encyclopedia of Clothing and Fashion*, vol. 3, ed. Valerie Steele (Detroit: Charles Scribner's Sons, 2005), 247–50.
9. Ibid.
10. Ibid.

11. Ibid.
12. Ibid.
13. Greenwald, *Dictionary of American History*, 34–35.
14. Chaison, *Encyclopedia of Clothing and Fashion*, 247–50.
15. Ibid.
16. Hartman, *Encyclopedia of Business Ethics and Society*, 2034–41.
17. Chaison, *Encyclopedia of Clothing and Fashion*, 247–50.
18. Ibid.
19. Hartman, *Encyclopedia of Business Ethics and Society*, 2034–41.
20. Ibid.
21. Ibid.
22. Ibid.
23. Laura Fitch, “Do Sweatshop Scandals Really Damage Brands?”
Brandchannel, November 20, 2009,
<https://www.brandchannel.com/home/post/2009/11/20/Do-Sweatshop-Scandals-Really-Damage-Brands.aspx#continue>.
24. Steven Greenhouse, “Labor Fight Ends in Win for Students,” *New York Times*, November 17, 2009,
<https://www.nytimes.com/2009/11/18/business/18labor.html>.
25. Russell Athletic home page, <https://www.fotlinc.com/pages/russell-athletic-classic-athletic-apparel-and-uniforms.html#.WCNTKPorKUK>.
26. “WE WON! USAS Signs Historic Agreement with Russell Athletic!”
Fibre2Fashion, November 24, 2009,

https://www.fibre2fashion.com/news/apparel-news/newsdetails.aspx?news_id=79520.

27. “Russell Corporation's Rights Violations in Honduras,” Worker Rights Consortium, News and Projects,
<http://workersrights.org/RussellRightsViolations.asp>.
28. Ibid.
29. Greenhouse, “Labor Fight Ends in Win for Students.”
30. “Mission,” Worker Rights Consortium, <http://workersrights.org/about>.
31. “Russell Corporation's Rights Violations in Honduras.”
32. Greenhouse, “Labor Fight Ends in Win for Students.”
33. “Mission and Vision,” USAS, <https://usas.org/about>.
34. Greenhouse, “Labor Fight Ends in Win for Students.”
35. Ibid.
36. FLA Board Resolution on Special Review for Russell Corporation, adopted June 25, 2009, Fair Labor Association,
http://www.fairlabor.org/sites/default/files/documents/reports/board_resolution_06.28.09.pdf.
37. “FLA Workplace Code of Conduct,” Fair Labor Association,
<http://www.fairlabor.org/our-work/labor-standards>.
38. “Board of Directors,” Fair Labor Association,
<http://www.fairlabor.org/about-us/board-directors>.
39. “WE WON! USAS signs historic agreement with Russell Athletic!”
Fibre2Fashion, November 24, 2009,

https://www.fibre2fashion.com/news/apparel-news/newsdetails.aspx?news_id=79520.

40. Ibid.
41. Greenhouse, “Labor Fight Ends in Win for Students.”
42. Steven Greenhouse and Jim Yardley, “Global Retailers Join Safety Plan for Bangladesh.” *New York Times*, May 14, 2013, A1.
43. Gillian B. White, “Are Factories in Bangladesh Any Safer Now?” *Atlantic Magazine*, December 17, 2015, <https://www.theatlantic.com/business/archive/2015/12/bangladesh-factory-workers/421005>.
44. “Five Years after Deadly Factory Fire, Bangladesh's Garment Workers Are Still Vulnerable,” *The Conversation*, November 23, 2017, <https://theconversation.com/five-years-after-deadly-factory-fire-bangladeshs-garment-workers-are-still-vulnerable-88027>.

In-Depth Integrative Case 1.2

The Ethics of Global Drug Pricing

In early 2019, over 30 different drug manufacturers announced price increases on more than 1000 different drugs. U.S.-based drug producer 7T Pharma raised the price of its pain medication Zingo by over 100 percent, and biopharmaceutical company AbbVie Inc spiked the price of Humira, the world's top-selling arthritis drug. Several larger pharma companies initiated price increases on significant portions of their entire drug portfolio, including Allergan Plc, which raised price on 50 different drugs accounting for half of

its entire portfolio, and Pfizer, the world's largest drug manufacturer, which raised the price on 41 drugs accounting for 10 percent of its portfolio.^{1,2,3} Annual price increases such as these, which are far in excess of the inflation rate, are nothing new in the drug manufacturing industry. In 2018, Virtus Pharmaceuticals increased the price of muscle relaxant Methocarbamol by over 1000 percent, and in 2015, Turing Pharmaceuticals increased the price of a 62-year-old drug used for treating life-threatening parasitic infections in HIV and cancer patients by over 5,000 percent—from US\$13.50 to US\$750 per tablet.^{4,5,6} These highlight just a few examples of numerous extreme price increases that continue to fuel the debate regarding the cost of prescription medication in the United States, prompting comparisons to drug prices in other industrialized countries. Moreover, a related debate has simmered regarding access to life-saving medicine in developing countries, the relatively low investments by major global pharma companies in developing new medicines for diseases such as tuberculosis and malaria, and the prices major pharmaceutical companies charge for HIV/AIDS medications.

Pharmaceuticals and Pricing—a Complicated Calculation

The issue of drug pricing is incredibly complex and, as more prescription medications are becoming available to the growing global population, that complexity is increasing. Debates regarding prescription medication pricing involve such hot-button issues as the appropriate levels of corporate profits, the responsibility of the corporations who own the medication (profit for shareholders versus providing a need for suffering patients), and insurance coverage, to name a few. The ethical debate over drug pricing is not confined to just the United States, but extends to developed and developing companies alike.

The pricing of pharmaceuticals is influenced by a myriad of stakeholders who represent a wide range of competing interests. These include the patients taking the drugs, the doctors prescribing the drugs, the insurance companies paying for the drugs, the pharmaceutical manufacturers that either produce or acquire the rights and supply the drug, and the governmental forces that often act as a bulk purchaser and regulator, policing the entire process. Tensions among these diverse stakeholders are aggravated by continued growth in prescription-drug spending. In 2019, drug prices grew by an estimated 6.3 percent from the previous year, and prices for some medications grew by as much as 30 percent.⁷

Patients need reliable drugs that can be used to treat their conditions; however, the costs to patients vary widely based on the health-care system of the countries in which they live, whether they are subject to public or private insurance (or no insurance at all), and various other factors. In the United States, insurance options vary widely, with some patients paying out of pocket, others opting for coverage under their employer-paid or commercial insurance, and some utilizing a form of government-paid insurance, like Medicare. The type of provider and type of plan ultimately determine the cost that the patient must pay out of pocket for any prescription medications. Some plans require co-pays, premiums, or deductibles to cover the costs of prescriptions, and some pay a certain percentage of prescription costs, leaving the balance to the patient. In many countries featuring single-payer models, health plans determine which drugs are available and how they are to be allocated to patients. In a similar vein, insurance plans in the United States maintain a “booklet” or listing of what prescription medications are covered under a given plan. This booklet can change from year-to-year, meaning that one year a given insurance company will cover costs for a certain medication and, due to factors like huge price increases, the medication may not be covered the following year.

In the United States, prescribing doctors are an important stakeholder in this issue. Until recently, their responsibility and incentives were not always well established. In the past, it was common practice for pharmaceutical companies to offer doctors fees for research and clinical assessments. Because these fees created at least the appearance of a conflict of interest, legislation and regulation began to require greater disclosure and reporting. Now, all compensation, including nonmonetary items such as food and entertainment, that pharmaceutical companies provide to doctors in exchange for research and promotional activities must be reported.⁸

Putting that role aside, doctors are generally expected to treat Page 116 patients with whatever means result in the highest efficacy levels. Higher prescription drug prices inevitably interact with that responsibility. Recent trends seem to indicate that these tensions will only grow; the number of drug prescriptions filled annually in the United States has increased by 85 percent in the last 20 years, and more than 55 percent of Americans now regularly take prescription medicine. In fact, the average American adult has four prescriptions.⁹ As drug prices continue to soar, doctors are placed in the difficult situation of prescribing their patients medication that may not be affordable or performing alternative methods with lower efficacy.

In defending relatively high prices of drugs, pharmaceutical companies routinely cite the high failure rate of new drugs during the FDA approval process and the steep costs of research and development. Indeed, some estimates put the price of developing a new drug at nearly \$3 billion when including the cost of failures and drugs that never reach the marketplace.¹⁰ Opponents of this argument cite the fact that, in cases where a new drug is successful, it enjoys approximately two decades of protection from any competition under strict patent laws. Additionally, some companies, especially in the “orphan” drug industry, which will be discussed later, receive grants for research and development. Finally, in extreme cases of

companies like Valeant Pharmaceuticals, which gained notoriety after raising the price of Wilson's disease drug Cuprimine by more than 3,000 percent in 2015, critics point to the fact that some companies do not appear to invest much if any financial resources into developing new drugs. Valeant, for example, invests less than 3 percent of revenue into research and development activities.¹¹

The Wall Street Journal conducted an exhaustive investigation into the pricing of drugs at Pfizer, which involved interviewing management regarding pricing for its new breast cancer medication Ibrance. The results revealed that Pfizer's multistep pricing process is not based on a single algorithm but is derived—and adjusted—based on a range of external inputs and internal benchmarks. According to the report, research and development costs had minimal influence on the ultimate price per dose set by the company. Rather, factors including demand in the marketplace, competition, the opinions of medical professionals, and potential pressure from insurers heavily influenced the resulting pricing strategy.¹² Pfizer explained that it seeks to reduce this complex analysis into a three-point approach: patients receive maximum access to the drug; payers, such as insurers, will accept the price; and Pfizer receives strong financial returns. In this case, Pfizer spent three years of market research to determine pricing for what was a revolutionary medication to treat advanced breast cancer. The final step of the process was a meeting of Pfizer economists to determine the financial impact to the company, the health insurers, and the patients. Finally, the commercial team decided to set the price at \$9,850 per month. This price was approved by Pfizer and, just as the medication was set to go to market, a competitor raised the price of its comparable medication by 9.9 percent, putting the monthly cost of that medication at US\$687 more than Pfizer's, on the basis of “reflecting an evolving health-care and competitive environment.”¹³ According to *The Wall Street Journal*, Pfizer was left thinking, “was \$9,850 too low?”¹⁴

In the most egregious cases of price increases, companies like Valeant and Turing buy the rights to specialty medications that have been on the market for years and for which there are few direct substitutes. These companies then raise the prices of the drugs exponentially. Decades-old specialty medications often do not have generic alternatives due to traditionally low sales volumes. Therefore, patients who require these medications and have been using them as standard care are left without any real cost-effective alternative when prices skyrocket.

Pharmaceutical companies also argue that they provide subsidies—sometimes significant ones—for patients who are not able to pay the full cost. These programs include providing medication free of charge to patients in both developed and developing countries, as well as offering a type of financial aid to help other patients obtain the medication at a discount. Pharma companies' programs to provide access to medicines for patients in developing countries are discussed below.

When taken together, the many considerations associated with drug costs and pricing conspire to create a confusing web of social, economic, and political challenges, some of which are detailed below.

Drug Pricing in the United States and around the World

Although the United States is facing rapidly increasing prescription medication prices, this is not the case in much of the world. In the United States, a mostly market-based system provides economic and other incentives for companies that develop new drugs or improve existing ones. The drug companies in market-based systems, benefiting from patent-protected exclusivity, ultimately recoup their large research and development investments with higher market-based prices for their breakthrough products. In other parts of the world, where public health care and prescription drug purchasing systems are commonplace, different factors prevail.

The Wall Street Journal conducted a study comparing prescription drug prices in the market-based United States, using the data available through Medicare Part B, to the prices found in three countries with public health care systems: Norway, England, and Canada's Ontario province. This investigation used both public and nonpublic data.¹⁵ [Table 1](#) summarizes the results of that study. Among the findings was that, in the case of the top 40 selling drugs, prices in the United States were 93 percent higher than in Norway. Similarly, England and Ontario also showed significantly cheaper prices than those found in the U.S. Research seems to conclude that, in general, branded prescription drugs are more expensive in the market-based U.S. system than in other developed countries.¹⁶

Table 1 Drug Price Comparison

Drug	Dose Size	Medicare (U.S.)	Norway	England	Ontario	Drug Used For
Lucentis	0.5 mg	US \$1,936	US \$ 894	US \$1,159	US \$1,254	Macular degeneration
Eylea	2 mg	1,930	919	1,274	1,129	Macular degeneration
Rituxan/MabThera	500 mg	3,679	1,527	1,364	1,820	Rheumatoid arthritis
Neulasta	6 mg	3,620	1,018	1,072	n/a	White blood cell deficiency
Ayastin	100 mg	685	399	379	398	Cancer
Prolia	60 mg	893	260	286	285	Osteoporosis
Alimta	100 mg	604	313	250	342	Lung cancer
Velcade	3.5 mg	1,610	1,332	1,191	n/a	Cancer
Herceptin	100 mg	858	483	424	493	Breast cancer
Eligard	7.5 mg	217	137	n/a	247	Prostate cancer

Source: Whalen, Jeanne. "Why the U.S. Pays More Than Other Countries for Drugs." *The Wall Street Journal* (December 1, 2015). <https://www.wsj.com/articles/why-the-u-s-pays-more-than-other-countries-for-drugs-1448939481>.

The patent protection and exclusivity prevalent in the market-based U.S. system are not the only reason for steep drug prices; structural differences in the health-care system, the lobbying and political power of pharmaceutical companies, and the fear of rationing all contribute to the increased prices in the market.¹⁷ Conversely, the state-run health systems in other developed countries, like Norway, exert strong negotiating leverage with drug companies. In these countries, nearly all drug purchasing is completed by government agencies, shifting the power from pure market demand to a single government purchaser. In these systems, it is common for government health-care agencies to set firm caps on pricing, require strong evidence that

breakthrough drugs truly provide higher value than existing medications, and refuse to pay for higher-priced drugs that offer only minimal improvements over cheaper alternatives.¹⁸ By contrast, the U.S. marketplace is more disjointed. Individuals, employers, large and small insurance companies, and even state and federal government agencies foot the bill for medications, resulting in decreased bargaining power. Furthermore, Medicare, which pays for more medications than any other company or agency in the country, is legally prevented from negotiating pricing.¹⁹

Drug manufacturers and developers are quick to note the huge financial disincentives posed by European public health-care systems. Lower returns coupled with strong governmental control arguably result in decreased research investment and less patient access to life-saving drugs. Without the large profits achieved through the U.S. pricing model, new drug development would sharply decline.²⁰ Per Pharmaceutical Research and Manufacturers of America (PhRMA) executive vice president Lori Reilly, “The U.S. has a competitive biopharmaceutical marketplace that works to control costs while encouraging the development of new treatments and cures.”²¹

Below is a brief summary of drug pricing approaches in key European countries.

Norway, Canada, and the United Kingdom

Norway created the Norwegian Medicines Agency (NMA) to determine the appropriateness of specific drugs for treatment. The agency evaluates patient information to determine the cost-effectiveness of new drugs. Pharmaceutical companies submit a price for reimbursement, which must be below the maximum price set by the agency, and the pharmaceutical companies must file detailed documents outlining the additional benefits and value that the new drug provides that existing drugs do not. QALY, or quality-adjusted life year, is a metric that is often used to measure the value of the drug.²² Interestingly,

Medicare in the U.S. is prohibited from incorporating such an approach. Many drug companies ultimately discount their drugs to ensure that they are accepted by NMA for inclusion in the healthcare system, though companies are able to resubmit rejected drugs if they can improve the value proposition.²³

England's health-care cost agency, the National Institute for Health and Care Excellence (NICE), is one of Europe's strictest regulators. Providing a high value is critical to any specific drug's acceptance by NICE; the agency evaluates the cost versus effectiveness of drugs, ultimately determining whether the medication provides enough benefit to warrant coverage. If NICE determines that the value offered by the new drug is too low compared to the price, drug makers have the opportunity to try for acceptance again with a revised price point.²⁴ The level of spending by the National Health Service (NHS) on individual drugs is also capped, and the pharmaceutical industry must reimburse the NHS for any additional spending over that cap. Nearly every drug covered by both Medicare Part B and the English healthcare system was more expensive in the U.S.²⁵

Though the Canadian health-care system does not include a centralized government agency responsible for all drug payments and negotiations, the country has been able to maintain lower drug costs due to government regulation.²⁶ First, maximum drug prices, based on the effectiveness and overall value of the pharmaceutical product as well as the cost of the drug in the U.S. and Europe, are set by Canada's Patented Medicine Prices Review Board. After the price ceiling is set on a particular drug, the pharmaceutical company producing the product is prohibited from increasing the price above the comparable U.S. or European price. Additionally, the annual rate of price increase is capped at Canada's rate of inflation.²⁷ Because Canada has a nationalized system with heavy subsidies for low- and fixed-income citizens, the Canadian government also must determine whether or not any specific drug will be available to seniors and those on government

assistance. The Canadian Agency for Drugs and Technologies in Health ultimately makes this decision. These regulations appear to effectively reduce costs, especially when compared to the U.S. For example, of 30 pharmaceutical drugs covered by both Ontario's Ministry of Health and Long-Term Care and the U.S.'s Medicare Part B, only 7 percent of the drugs were more expensive in Canada.²⁸

Obviously, the significant difference in health-care systems and prescription medication practices makes it extremely difficult to debate whether the U.S. approach or the Norway-England-Canada approach is better. Of more practical relevance, it would be extremely difficult for the U.S. to adopt the approach used in these three countries. Indeed, the U.S. has (so far) rejected a universal, government-paid health-care system.²⁹ The arguments for and against that type of system are well-documented and will not be addressed here, but it is worth mentioning that there are valid reasons for opposing it. One is that adopting a universal system could result in the government being unwilling to pay for certain medications, something that is quite controversial in the U.S., where freedom and choice are highly valued.³⁰ This reality complicates the process for encouraging development of specialty and orphan drugs that by definition treat a very small portion of the population. In these cases, there is usually a lack of effective alternatives or generic medications and it is only with strong economic incentives that pharmaceutical companies are willing to take the risk of developing new products. As such, a public health-care system does not provide a solution to high drug prices in cases where there are little to no alternative treatments.³¹

Germany, Spain, and Italy

Another approach to drug pricing, which has features of both a private, market-based system, like that of the United States, and a public system, like

that of Norway, can be found in Germany, Spain, and Italy. *A New York Times* analysis described how these countries approach the pricing challenge.

In Germany, Spain, and Italy, pharmaceutical drugs are categorized into groupings with other similar drugs.³² Insurers, whether public or private, then set a single specific price that they will pay for any drug that is grouped within a specific category. This price is referred to as the “reference price.” If any individual drug within a category is priced higher than the set reference price for that category, the consumer must pay the excess cost if he or she wants the more expensive drug.³³ This approach results in significant consumer pressure on the drug manufacturer. When a low reference price is set, consumers become more willing to switch the specific drug that they are taking to avoid any additional, uncovered cost. Drug companies, with the desire to keep consumers, respond by lowering their price to as close to the reference price as possible.³⁴ Germany, Italy, and Spain vary slightly in how reference prices are actually set. In Germany and Spain, averages are used to calculate the proper reference price, while in Italy, the lowest price in each drug category effectively acts as the reference price.

Price controls, whether through government agencies or insurers, are often blamed for slowing drug research and development. While this may be rooted in some truth, the reference price strategy can still result in financial incentive for innovation. When a new, breakthrough drug is developed, reference pricing allows for that drug to be placed into a category by itself, eliminating the price competition seen in categories of drugs established with multiple competitors. The new drug is still able to reap the financial benefits of being a first-to-market innovator, likely for many years.³⁵ Additionally, the reference pricing strategy can encourage innovations within long-established drug categories. When an existing drug within a crowded, competitive drug category is improved and its cost to manufacture is reduced, the drug

manufacturer can likewise lower its price point in an attempt to steal market share. This results in savings to the end consumer.

As stated already, it is difficult to argue against a system that has prices a fraction of those in the U.S., but it is worth mentioning that this system is still difficult to implement in cases where there are no comparable drugs. Furthermore, companies could shave margins on drugs that have comparable alternatives but attempt to make up those margins in areas where they provide novel medications. Finally, as seen with Pfizer's pricing example, pharmaceutical companies routinely look to competitors for guidance on pricing. Implementing a reference-pricing system could incentivize companies to set higher prices knowing that the government will be imposing a bottom price or average price and encourage a type of price-fixing.

Specialty and “Orphan” Drugs

Specialty drugs—which are generally understood to be drugs that are structurally complex and often require special handling or delivery mechanisms—are typically priced much higher than traditional drugs. While some of these drugs have been groundbreaking in the treatment of cancer, rheumatoid arthritis, multiple sclerosis, and other chronic conditions, the cost of treating a patient with specialty drugs can exceed tens of thousands of dollars a year. Over the past decade, the industry has seen significant increases to the pricing of specialty drugs. [Figure 1](#) shows the growth in these costs.

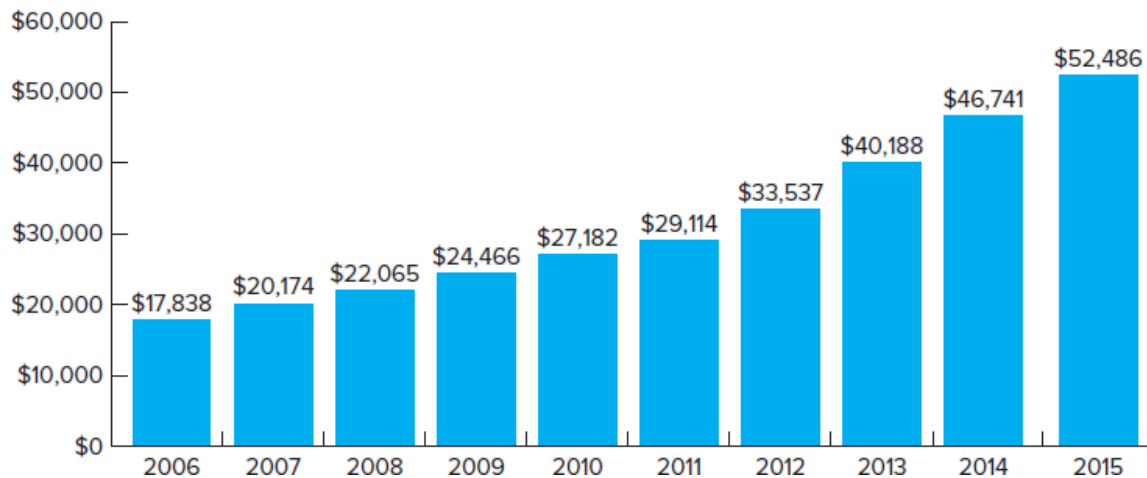


Figure 1 Growth in Average Annual Cost of Specialty Drug Regime

Source: Schondelmeyer, Stephen W., and Purvis, Leigh. “Rx Price Watch Report: Trends in Retail Prices of Specialty Prescription Drugs Widely Used by Older Americans, 2006 to 2015.” *AARP* (September 2017). <https://www.aarp.org/content/dam/aarp/ppi/2017/11/full-report-trends-in-retail-prices-of-specialty-prescription-drugs-widely-used-by-older-americans.pdf>.

Depending on the effectiveness, demand, and disease being treated, some specialty drugs cost upwards of three-quarters of a million U.S. dollars annually. In fact, within the last few years, a third of all spending on prescription drugs in the U.S. has been dedicated to specialty drugs. This has resulted in a surge in the development of new specialty drugs; since 2010, the U.S. Food and Drug Administration (FDA) has been approving more specialty drugs than traditional drugs. For example, in 2018, specialty drugs accounted for 58 percent of all FDA approvals.³⁶

Another classification of drugs—called “orphan drugs”—[is] pharmaceutical products aimed at rare diseases or disorders. In the market-based U.S. system, orphan drugs can be financially lucrative for drug developers, especially since the passage of the Orphan Drug Act of 1983. Since the passage of the law, over 400 new orphan drugs have received FDA approval, resulting in treatments for nearly 400 rare diseases. In the U.S., orphan drugs often cost 20 times that of drugs used to treat traditional disease. Additionally, the market for orphan drugs continues to grow. More than 30

million U.S. citizens, representing almost 10 percent of the entire population, are estimated to be inflicted with a rare disease. While demand for traditional prescription drugs is only expected to increase 6 percent annually in Japan, the U.S., and Europe through 2024, total sales for orphan drugs will increase by 11 percent year-over-year. By 2024, an estimated 21.7 percent of all nongeneric drugs sold globally will be orphan drugs, totaling more than US\$260 billion in annual sales.³⁷

As discussed previously, the U.S. spending on prescription medication is substantially higher than in most other countries. One argument justifying these high prices is that the high prices for medications in the U.S. and some other developed countries make it possible for the same companies to offer medications needed in developing countries at a significant discount.

Access to Medicine and Pricing in Developing Countries

Prescription drugs are the primary method of medical treatment in most developing countries and largely dominate total health-care spending in these economies. As a result, drug affordability in emerging countries is critical to ensuring medical treatment for those who are in need. Despite aid from the international community, developing countries still lack access to life-saving medications. Less than 20 percent of all drug importing, and only 6 percent of all drug exporting, occurs in emerging nations. Furthermore, a full third of people in these countries are without consistent access to prescription drugs.³⁸

One grouping of major global initiatives that [is] helping to make medication more available to the developing countries is the Neglected Tropical Disease (NTD) programs. NTDs are defined as common, easily transmitted diseases that are most often found in the approximately 150 developing nations located in tropical regions. The economic impact of these diseases is estimated to be in the US\$ billions annually, directly and indirectly

affecting more than a fifth of the world's population. Often, factors such as unsanitary water and livestock contribute to the spread of NTDs.³⁹ Specific programs, such as the one established by the Centers for Disease Control and Prevention (CDC), aim to combat NTDs directly. This includes attempting to completely eliminate diseases through Mass Drug Administration (MDA) programs, as well as working together with pharmaceutical companies and local NGOs. With a lack of formal doctors and nurses in many of these areas, localized community leaders and volunteers, such as teachers, function as drug administrators. These volunteers have the training required to effectively and properly provide drugs to the community members. Pharmaceutical companies provide support through large drug donations.^{40,41} The U.S. Agency for International Development (USAID) is a key partner with

Page 120

 organizations like the CDC and the World Health Organization (WHO). In addition, USAID, CDC, and WHO also collaborate with other organizations, including foundations such as the Bill and Melinda Gates Foundation, as well as individual pharmaceutical companies that donate medications that can combat these diseases.

In the United States, concern about NTDs and the lack of incentives for pharmaceutical companies to develop drugs for those diseases caught the attention of three academics from Duke University. In their 2006 paper, researchers David Ridley, Henry Grabowski, and Jeffery Moe proposed a voucher system based on the Orphan Drug program to reward companies for investing in the development of drugs targeted at treating NTDs.⁴² Under this system, the incentive provided to pharmaceutical companies developing NTD treatments would be the expedited FDA review of a subsequent drug of the company's choice, potentially generating millions of dollars of added revenue due to the fact that the chosen drug would gain market access earlier than would otherwise be the case. The researchers also suggested providing some flexibility in redeeming this reward, including allowing the benefit to be sold

to another company. In the U.S., the voucher system idea quickly transformed from concept into law; U.S. Senator Sam Brownback adapted and included the program in the Food and Drug Administration Amendments Act (FDAAA) of 2007.⁴³

In addition to the above initiatives, pharmaceutical companies are increasingly evaluated and assessed based on their ability and willingness to make drugs available to poor countries. The Access to Medicine Foundation, an independent nongovernmental organization, publishes the “Access to Medicine Index,” which ranks pharmaceutical companies by their access-related policies and practices. The index is based on an analysis of 69 indicators, in relation to 106 countries and 77 diseases.⁴⁴ Each company is ranked separately according to its commitment to its performance in seven categories: (1) General Access to Medicine Management; (2) Market Influence and Compliance; (3) Research and Development; (4) Pricing, Manufacturing, and Distribution; (5) Patents and Licensing; (6) Capability Building; and (7) Product Donations. [Figure 2](#) shows the overall ranking for the top 20 pharmaceutical companies globally in 2018.

In addition, individual companies have taken it upon themselves to provide free or low-cost access to their own production and distribution channels or with partners. For example, the pharmaceutical giant Merck developed a drug—Mectizan—to fight onchocerciasis, also known as river blindness, in 1987 and established the Mectizan Donation Program (MDP) to oversee the initiative.⁴⁵ Onchocerciasis is found primarily in Latin America and Africa. It is transmitted through the bites of black flies and can cause disfiguring dermatitis, eye lesions, and, over time, blindness. MDP approves more than 140 million treatments for onchocerciasis annually.⁴⁶ Another company, Novartis, developed a highly effective malaria treatment called Coartem that was made available in a lemon-flavored disbursable format, making it easier for children to take. It has become one of the largest access-

to-medicine programs in the health-care industry, measured by the number of patients reached annually.⁴⁷ Since 2001, working with a range of international organizations such as the World Health Organization and the Gates Foundation, Novartis has provided more than 880 million treatments for adults and children, to more than 60 malaria-endemic countries, contributing to a dramatic reduction of the malaria burden in Africa.⁴⁸ It is estimated that 3.3 million lives have been saved as a result.⁴⁹ Interestingly, Novartis chose to sell the drug on a cost-recovery (not-for-profit) basis rather than give away the drug, perhaps because it believes this approach will make the program more sustainable over the long term. Novartis was the first recipient of an NTD priority review voucher described above.

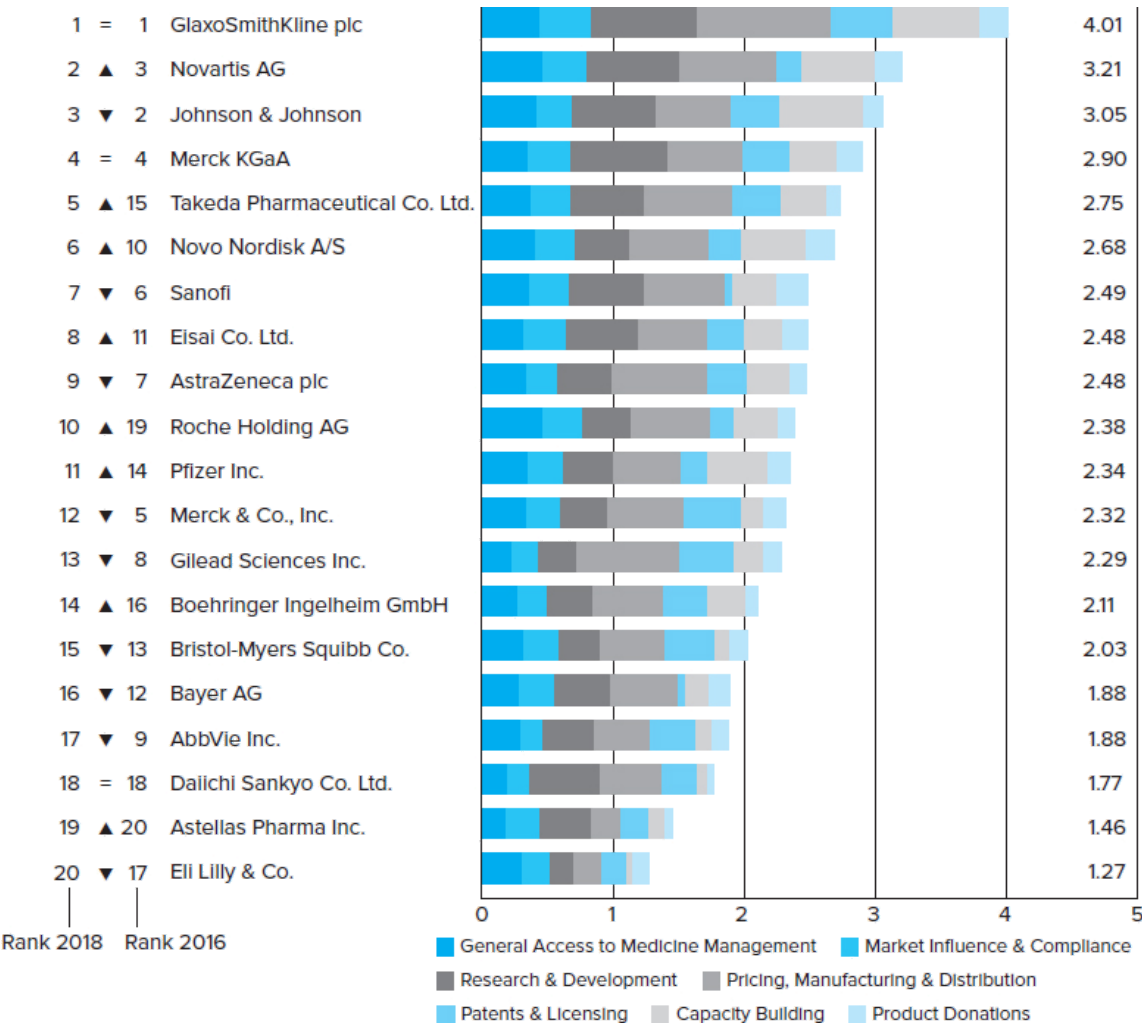


Figure 2 The Access to Medicine Index 2018 — Overall Ranking

Source: Access to Medicine Foundation. “2018 Ranking.” Accessed August 6, 2019.
<https://accesstomedicinefoundation.org/access-to-medicine-index/2018-ranking>.

The Future of Drug Pricing around the World

Page 121

The question of how to price pharmaceutical drugs is difficult and ethically complex. As an industry directly related to the health and welfare of humankind, political and ideological decisions regarding health-care provision and delivery can be deeply personal for many. In addition, income disparities both within countries and across the developing world are on the rise, and these differences pose difficult questions about fairness, equity, and moral obligations.

It seems clear that drug pricing will remain a contentious and debated issue. From the perspective of globalization, it is interesting to consider whether or not price differentials for drugs will persist, or, as is the case in many other areas, prices will converge due to growing wealth in developing and emerging markets, regulatory coordination across jurisdictions, increasing market pressures, or some combination of these factors.

Questions for Review

1. What is the proper balance for pharmaceutical companies between delivering the fiduciary obligation of earning a profit for owners and providing life-saving or life-extending drugs to customers? How much profit is too much profit and who determines the amount? How does that balance get achieved?
2. Should the United States consider other methods for controlling drug pricing, such as those used in some European countries? Are there other ways the United States might use market forces or incentives from government programs to control drug prices? Given that one of

the most prevalent and persuasive arguments for relatively high drug prices is the high cost associated with research and development and regulatory compliance, is there a way to combat those costs?

3. What are your views on the role of patents in prescription medication? What is the proper balance of patent protection for costly research and development versus lack of competition?
4. What should be done on the issue of orphan drugs to combat high costs without viable alternatives? Should there be cost restrictions? Should there be patent restrictions?
5. What should be done in cases like Turing and Valeant Pharmaceuticals, where decades-old medications that do not have competitors are purchased and prices are raised exponentially? If you think restrictions should be imposed, what is the justification for treating that case differently than the case where a drug, with patent protection, comes to market and is priced for hundreds or thousands of dollars?
6. How can the United States and other developed countries stimulate greater research and development of treatments for NTDs and offer those drugs at prices that are affordable?

This case was prepared by Matthew Vassil of Villanova University under the supervision of Professor Jonathan Doh as the basis for class discussion.

ENDNOTES

1. Jonathan D. Rockoff and Jared S. Hopkins, "Pfizer to Raise Prices on 41 Drugs in January," *Wall Street Journal*, November 16, 2018, <https://www.wsj.com/articles/pfizer-to-raise-prices-on-41-drugs-1542398034?ns=prod/accounts-wsj>.

- Kevin Kelleher, “Drugmakers Celebrate the New Year by Raising
2. Prices on Hundreds of Drugs an Average of 6.3%,” *Fortune*, January 2, 2019, <http://fortune.com/2019/01/02/dozens-drugmakers-celebrate-new-year-raising-prices-hundreds-drugs>.
 3. Aimee Picchi, “Big Pharma Ushers in New Year by Raising Prices of More Than 1,000 Drugs,” CBS News, January 2, 2019, <https://www.cbsnews.com/news/drug-prices-oxycontin-predaxa-purdue-pharmaceuticals-boehringer-ingelheim>.
 4. Andrew Pollock, “Drug Goes from \$13.50 a Tablet to \$750, Overnight,” *New York Times*, September 21, 2015, B1.
 5. Andrew Pollock and Sabrina Tavernise, “Valeant’s Drug Price Strategy Enriches It, but Infuriates Patients and Lawmakers,” *New York Times*, October 5, 2015, A1.
 6. Carolyn Y. Johnson, “How an Obscure Drug’s 4,000% Price Increase Might Finally Spur Action on Soaring Health-Care Costs,” *Washington Post*, September 21, 2015.
 7. Jared S. Hopkins, “Drugmakers Raise Prices on Hundreds of Medicines,” *Wall Street Journal*, January 1, 2019, <https://www.wsj.com/articles/drugmakers-raise-prices-on-hundreds-of-medicines-11546389293>.
 8. Andrew Pollock, “Drug Prices Soar, Prompting Calls for Justification,” *New York Times*, July 23, 2015.
 9. Teresa Carr, “Too Many Meds? America’s Love Affair With Prescription Medication,” *Consumer Reports*, August 3, 2017, <https://www.consumerreports.org/prescription-drugs/too-many-meds-americas-love-affair-with-prescription-medication>.

10. Joseph A. DiMasi and Henry G. Grabowski, “The Cost of Biopharmaceutical R&D: Is Biotech Different?” *Managerial and Decision Economics* 28, no. 4–5 (2011): 469–79.
11. Pollock and Tavernise, “Valeant’s Drug Price Strategy Enriches It, but Infuriates Patients and Lawmakers.”
12. Jonathan D. Rockoff, “How Pfizer Set the Cost of Its New Drug at \$9,850 a Month,” *Wall Street Journal*, December 9, 2015.
13. Ibid.
14. Ibid.
15. Jeanne Whalen, “Why the U.S. Pays More Than Other Countries for Drugs,” *Wall Street Journal*, December 1, 2015, <https://www.wsj.com/articles/why-the-u-s-pays-more-than-other-countries-for-drugs-1448939481>.
16. Ibid.
17. Ibid.
18. Ibid.
19. Ibid.
20. Ibid.
21. Ibid.
22. Ibid.
23. Ibid.
24. Ibid.
25. Ibid.

26. Ibid.
27. Ibid.
28. Ibid.
29. Ibid.
30. Ibid.
31. Ibid.
32. Andrew Frakt, “To Reduce the Costs of Drugs, Look to Europe,” *New York Times*, October 19, 2015.
33. Ibid.
34. Ibid.
35. Ibid.
36. “FDA Approved Record Number of Drugs in 2018,” MedScape, January 8, 2019, <https://www.medscape.com/viewarticle/907364>.
37. “Orphan Drug Report 2018,” EvaluatePharma, May 2018, <http://info.evaluategroup.com/rs/607-YGS-364/images/OD18.pdf>.
38. “Trade, Foreign Policy, Diplomacy, and Health—Access to Medicines,” World Health Organization, <https://www.who.int/trade/en>.
39. “Neglected Tropical Diseases,” World Health Organization, https://www.who.int/neglected_diseases/diseases/en.
40. “Neglected Tropical Diseases,” Centers for Disease Control and Prevention, November 22, 2013, https://www.cdc.gov/globalhealth/ntd/global_program.html.

41. Neglected Tropical Diseases Program, USAID,
<https://www.neglecteddiseases.gov/about/what-we-do>.
42. Alexander Gaffney and Michael Mezher, “Regulatory Explainer: Everything You Need to Know about FDA’s Priority Review Vouchers,” July 2, 2015, <https://www.raps.org/Regulatory-Focus/News/2015/07/02/21722/Regulatory-Explainer-Everything-You-Need-to-Know-About-FDA%E2%80%99s-Priority-Review-Vouchers/#sthash.1NDz9gW3.dpuf>.
43. Food and Drug Administration Amendments Act of 2007, Pub. L. No. 110-85, 121 Stat. 823.
44. “Access to Medicine Index 2018,” Access to Medicine Foundation, November 2018,
https://accesstomedicinefoundation.org/media/uploads/downloads/5c1a82b34aa87_Access-to-Medicine-Index-2018.pdf.
45. “Overview,” Mectizan Donation Program,
<https://mectizan.org/what/overview>.
46. Ibid.
47. “The Novartis Malaria Initiative,” Novartis,
<https://www.novartis.com/sites/www.novartis.com/files/media-library/documents/brochure-malaria-initiative.pdf>.
48. “Novartis Social Business Report 2018,” Novartis,
<https://www.novartis.com/news/media-library/novartis-social-business-report-2018>.
49. Ibid.



PART TWO

THE ROLE OF CULTURE



Chapter 4

THE MEANINGS AND DIMENSIONS OF CULTURE

OBJECTIVES OF THE CHAPTER

A major challenge of doing business internationally is to respond and adapt effectively to different cultures. Such adaptation requires an understanding of cultural diversity, perceptions, stereotypes, and values. In recent years, a great deal of research has been conducted on cultural dimensions and attitudes, and the findings have proved useful in providing integrative profiles of international cultures. However, a word of caution must be given when discussing these country profiles. It must be remembered that stereotypes and overgeneralizations should be avoided; there are always individual differences and even subcultures within every country.

This chapter examines the meaning of culture as it applies to international management, reviews some of the value differences and similarities among various national groups, studies important dimensions of culture and their impact on behavior, and examines country clusters. The specific objectives of this chapter are

1. **DEFINE** the term *culture* and discuss some of the comparative ways of differentiating cultures.
2. **DESCRIBE** the concept of cultural values and relate some of the international differences, similarities, and changes occurring in

terms of both work and managerial values.

3. **IDENTIFY** the major dimensions of culture relevant to work settings and discuss their effects on behavior in an international environment.
4. **DISCUSS** the value of country cluster analysis and relational orientations in developing effective international management practices.

The World of International Management

Culture Clashes in Cross-Border Mergers and Acquisitions

In late 2018, shareholders of Shire Plc, an Irish pharmaceutical company, overwhelmingly approved a US\$62 billion acquisition offer from Japan's Takeda Pharmaceutical Company Ltd. The deal aimed to increase market share for both companies' products by leveraging Takeda's experience in emerging markets and Shire's connections in the U.S. market. Christophe Weber, a native of France, has continued in his role as president and CEO in the combined Japanese-Irish company, which is now the eighth largest drug-maker globally. The deal, which is the largest cross-border acquisition ever for a Japanese company, officially closed in January 2019.¹

Mergers and acquisitions are among the most challenging strategic moves by companies seeking to grow their markets and reap hoped-for efficiencies. Many cross-border mergers and acquisitions have failed or experienced extreme difficulties in the face of cultural differences that manifest in communication, work policies,

compensation systems, and other aspects of strategy and operations. These cultural differences can be aggravated by geographic, institutional, and psychological distance. With operations spanning the globe, leadership teams in both Japan and Ireland, and a French CEO, the combined Takeda and Shire company will need to address the interests of its culturally diverse constituencies.

Although both Takeda and Shire have recent, extensive experience with cross-border mergers and acquisitions, neither company has been involved in a deal this large. How can this integrated company fully realize the benefits of combining people, production, and brands from diverse cultures? Will Takeda be able to achieve its aggressive goal of balancing its budget sheet by 2023 while expanding globally? Looking at some past cross-border mergers, both successful and failed, may provide some insight.

Du Pont in Denmark

When Du Pont, the U.S.-based giant chemicals company, set out to acquire Danisco, a Danish producer of food ingredients, shareholders in Denmark initially voiced skepticism and disapproval. To better understand the concerns of the Danish investment community,

Du Pont sent executives to Copenhagen.² Gaining an understanding of the cultural and business perspectives of those shareholders through face-to-face, in-person meetings, Du Pont executives were able to determine that their original offer was seen as offensively low. In response, Du Pont adjusted its offer, resulting in a 92 percent approval rate from Danisco's shareholders. Du Pont's CEO claims, "These face-to-face conversations were critical for the actions we took next, and, ultimately, for the successful outcome of the deal."³

After the deal was complete, Du Pont made culture a strong focus of its integration efforts by first hosting a “Welcome Week,” with presentations to all employees about the new, combined firm, adjusted to local communication styles. After this week-long celebration, designed to encourage excitement and positive thinking, the company gauged successes and failures using regular pulse surveys. These surveys “created a heat map of potential geographic locations where there might be confusion or miscommunication.”⁴ Anticipating and measuring potential places of difficulty allowed managers to address issues as quickly and transparently as possible, easing the integration process. Du Pont’s CEO reflected on the successful acquisition of Danisco, saying, “If we didn’t execute and integrate well, and if we didn’t get synergies quickly, it wouldn’t be a victory.”⁵

Du Pont’s careful, level-headed due diligence, strong communication, and appreciation for Danisco’s corporate and national cultures ultimately helped the firm evaluate the potential success of a combined business venture and avoided deal-ending cultural conflicts. Forming the right deal and designing an integration process with the goal of maximizing the value of the deal provided the merging companies with the tools necessary to optimize their combined value and avoid the pitfalls of cultural miscommunications.⁶

The Daimler-Chrysler Debacle

Looking at failed cross-border mergers can lend some valuable insight as well. One classic case is that of Daimler-Chrysler, two companies that came together in a US\$36 billion acquisition that faced severe challenges from the start. Although it was hailed as a historic “merger of equals,” enthusiasm dissolved in the face of cultural and personality

clashes.⁷ From the onset, German executives were uncomfortable with the lack of protocol and loose structure at Chrysler. Conversely, the American managers felt that their German bosses were too formal and lacked any flexibility.

In its first attempt to resolve these issues, the company's top leaders quickly worked to establish firmwide processes that would dictate a unified approach to planning, information exchange, communication, and decision making. Executives believed that a unified company culture—part American, part German—would lead to a better working relationship between employees and result in improved fiscal results for the company. After just a few months, however, continued cultural difficulty led executives to conclude that imposing a single culture on its diverse workforce was a short-sighted strategy. Engineers between the two companies continued to disagree over quality and design, and personality conflicts persisted. Americans found Germans to have an “attitude,” while Germans found Americans to be “chaotic.”⁸

In response to these failures, Daimler-Chrysler took a more drastic approach to altering its operations. Rather than attempting to impose the Daimler culture on Chrysler employees, individual business groups were permitted to adopt whichever culture worked best for them. Essentially, two cultures were allowed to persist at the merged company—those of American Chrysler and those of German Daimler. Though this strategy worked well for groups that were located solely in the United States or Germany, business divisions that spanned both countries continued to face challenges. Communication was often misinterpreted, and the approach to staffing was questioned by executives on both sides.⁹

After a decade of struggle, the merger was ultimately reversed. Daimler sold nearly its entire stake in Chrysler to an American private equity group for a fraction of its original investment, and Chrysler entered bankruptcy proceedings just two years later. Roland Klein, former manager of corporate communications at the merged Daimler-Chrysler, remarked, “Maybe we should have had a cultural specialist to counsel us. But we wanted to achieve the integration without outside help.”¹⁰

ABInBev’s Purchase of SABMiller

In one of the largest cross-border deals ever executed, Belgian-Brazilian beverage giant ABInBev acquired British-owned SABMiller for US\$104.2 billion in 2016. Both companies were already heavily invested in every major beer market around the world. The merger brought ABInBev’s brands of Budweiser, Busch, Corona, and Stella Artois together with SABMiller’s brands of Miller, Foster, Grolsch, Peroni, Castle, and Carlton, resulting in the largest beverage company on the globe. Today, the combined company accounts for 28 percent of beer sales worldwide and 45 percent of sales in the U.S. market.^{11,12,13}

The regulatory approval process for large cross-border acquisitions, like that of ABInBev and SABMiller, can be complex. Rather than having to clear just one country’s regulatory board, ABInBev was required to gain approval from nearly two dozen different jurisdictions. The primary concern for most countries, including the United States, was the potential monopolization of the beer market by the combined company. To prevent this, many jurisdictions required ABInBev to divest some of its brands and

holdings in an effort to reduce the company's market share. The United States Department of Justice required ABInBev to sell SABMiller's 58 percent stake in MillerCoors to Molson Coors Brewing Company, and Chinese regulators required SABMiller to sell its 49 percent holding of Snow Beer to China Resources Beer Co. for US\$1.6 billion. In Europe, regulators gave approval once ABInBev agreed to divest five of its popular Eastern European brands, which were purchased by Japan's Asahi Group Holdings for US\$7.8 billion.^{[14](#),[15](#),[16](#)}

The transition to a single, combined company has not been without challenges. In order to finance the acquisition of SABMiller, ABInBev took on US\$75 billion of debt.^{[17](#)} At the time of acquisition, this amount of debt seemed reasonable, given the growth trajectory of the beer market. However, in the years since, external factors have impacted ABInBev's projections and finances. The currency collapse in Argentina, one of ABInBev's biggest growth markets, diminished profits for the company in 2018.^{[18](#)} In both Brazil and South Africa, lower consumer confidence in the broader economy has resulted in decreased spending on luxury goods, including beer. The craft beer movement in the United States continues to gain momentum at the expense of traditional beer brands, like ABInBev's Budweiser and Bud Light. Additionally, the U.S. beverage market as a whole has shifted toward wine and liquor.^{[19](#)} With decreased revenues, ABInBev cut its dividend in half in late 2018 to focus on paying down debt. By late December 2018, ABInBev's share price had fallen to just US\$65 per share, down nearly 50 percent from its all-time high of US\$122 in 2015.^{[20](#)}

Whether or not ABInBev is able to transform itself to achieve strong growth in a stagnant global beer market remains to be seen.

With control of the world's most recognizable beer brands, ABInBev should be able to maintain profits for years to come. However, the company is realizing that as consumption of its products in developed markets continues to slow, emerging markets must be a key focus for the company.²¹

Going Forward

Companies from the same cultural clusters inherently understand one another's values, expectations of leadership, and communication styles better than people from different cultural clusters do. With diligent planning and education of their workforce, two firms from different organizational and national cultural backgrounds, such as Takeda and Shire, can still find success through mergers or acquisitions. Although companies from different geographic regions would not have an "inherent understanding," it is possible to replicate it through employee training and strong leadership, as past mergers at Du Pont demonstrated. Managers and executives at a newly merged company should educate its employees on the cultural differences of the two joining firms, putting the combined company in a position to leverage the merger as an opportunity to create a new corporate culture that emphasizes elements and values common to both companies' national cultures while preserving, where necessary, attributes of the distinct cultures of each.

Despite diversity among its Japanese and Irish roots, cultural commonalities and understanding may help propel the Takeda and Shire merger forward. The companies certainly face challenges ahead, but, as demonstrated by past successes, proper management

and careful planning can maximize their chances for long-term success.

Our opening discussion shows how culture can have a great impact on mergers. For some companies, like Du Pont, early recognition of differences leads to more successful company integration. National cultural characteristics can strengthen, empower, and enrich management effectiveness and success. MNCs that are aware of the potential positives and negatives of different cultural characteristics will be better equipped to manage under both smooth and trying times and environments.

■ The Nature of Culture

The word *culture* comes from the Latin *cultura*, which is related to cult or worship. In its broadest sense, the term refers to the result of human interaction.²² For the purposes of the study of international management, **culture** is acquired knowledge that people use to interpret experience and generate social behavior.²³ This knowledge forms values, creates attitudes, and influences behavior. Most scholars of culture would agree on the following characteristics of culture:

1. *Learned*. Culture is not inherited or biologically based; it is acquired by learning and experience.
2. *Shared*. People as members of a group, an organization, a or society share culture; it is not specific to single individuals.
3. *Transgenerational*. Culture is cumulative, passed down from one generation to the next.
4. *Symbolic*. Culture is based on the human capacity to symbolize, or use one thing to represent another.

5. *Patterned*. Culture has structure and is integrated; a change in one part will bring changes in another.
6. *Adaptive*. Culture is based on the human capacity to change, or adapt, as opposed to the more genetically driven adaptive process of animals.²⁴

culture

Acquired knowledge that people use to interpret experience and generate social behavior. This knowledge forms values, creates attitudes, and influences behavior.

Because different cultures exist in the world, an understanding of the impact of culture on behavior is critical to the study of international management.²⁵ If international managers do not know something about the cultures of the countries they deal with, the results can be quite disastrous. For example, a partner in one of New York's leading private banking firms tells the following story:

I traveled nine thousand miles to meet a client and arrived with my foot in my mouth. Determined to do things right, I'd memorized the names of the key men I was to see in Singapore. No easy job, inasmuch as the names all came in threes. So, of course, I couldn't resist showing off that I'd done my homework. I began by addressing top man Lo Win Hao with plenty of well-placed Mr. Hao's—sprinkled the rest of my remarks with a Mr. Chee this and a Mr. Woon that. Great show. Until a note was passed to me from one man I'd met before, in New York. Bad news. "Too friendly too soon, Mr. Long," it said. Where diffidence is next to godliness, there I was, calling a room of VIPs, in effect, Mr. Ed and Mr. Charlie. I'd remembered everybody's name—but forgot that in Chinese the surname comes first and the given name last.²⁶

■ Cultural Diversity

There are many ways of examining cultural differences and their impact on international management. Culture can affect technology transfer, managerial attitudes, managerial ideology, and even business-government relations.

Perhaps most important, culture affects how people think and behave. [Table 4-1](#), for example, compares the most important cultural values of the United States, Japan, and the Arab countries. A close look at this table shows a great deal of difference among these three cultures. Culture affects a host of business-related activities, even including the common handshake. Here are some contrasting examples:

Culture	Type of Handshake
United States	Firm handshake, and introduce yourself
Australia	A woman shaking a man's hand offers her hand first; women do not tend to shake other women's hands.
Morocco	Only those of the same gender shake hands, and the handshake is gentle.
Russia	Only those of the same gender shake hands except in business situations, and men kiss women's hands.
Mexico	A handshake is long-lasting and may be followed by a hug.
South Korea	Gentle handshake, with the person of the higher seniority taking the lead
Turkey	Gentle, prolonged handshake
United Arab Emirates	A prolonged handshake is normal; when shaking multiple hands, start with the oldest person.
Brazil	Firm, long-lasting handshake, with strong eye contact

Culture	Type of Handshake
China	Avoiding direct eye contact, shake the oldest person's hand first; do a gentle handshake with slight bow.
United Kingdom	Use a light handshake; maintain a reasonable distance following the handshake (do not stand too close to each other).
Thailand	Handshaking is not common; instead, greetings involve placing palms together and bowing.
France	Gentle and quick handshake
Switzerland	Greet formally using the person's title and last name while handshaking.

Source: Elkins, Kathleen, and Skye Gould. "Here's How to Properly Shake Hands in 14 Different Countries." *Business Insider* (March 5, 2015). <https://www.businessinsider.com>.

Table 4-1
Priorities of Cultural Values: United States, Japan, and Arab Countries

United States	Japan	Arab Countries
1. Freedom	1. Belonging	1. Family security
2. Independence	2. Group harmony	2. Family harmony

United States	Japan	Arab Countries
3. Self-reliance	3. Collectiveness	3. Parental guidance
4. Equality	4. Age/seniority	4. Age
5. Individualism	5. Group consensus	5. Authority
6. Competition	6. Cooperation	6. Compromise
7. Efficiency	7. Quality	7. Devotion
8. Time	8. Patience	8. Patience
9. Directness	9. Indirectness	9. Indirectness
10. Openness	10. Go-between	10. Hospitality

Note: “1” represents the most important cultural value, “10” the least.
Source: Elashmawi, Farid, and Philip Robert Harris. *Multicultural Management: New Skills for Global Success*. Houston: Gulf Publishing, 1993.

In overall terms, the cultural impact on international management is reflected by basic beliefs and behaviors. Here are some specific examples where the culture of a society can directly affect management approaches:

- *Centralized vs. decentralized decision making.* In some societies, top managers make all the important organizational decisions. In others, these decisions are diffused throughout the enterprise, and

middle- and lower-level managers actively participate in, and make, key decisions.

- *Safety vs. risk.* In some societies, organizational decision makers are risk averse and have great difficulty with conditions of uncertainty. In others, risk taking is encouraged and decision making under uncertainty is common.
- *Individual vs. group rewards.* In some countries, personnel who do outstanding work are given individual rewards in the form of bonuses and commissions. In others, cultural norms require group rewards, and individual rewards are frowned on.
- *Informal vs. formal procedures.* In some societies, much is accomplished through informal means. In others, formal procedures are set forth and followed rigidly.
- *High vs. low organizational loyalty.* In some societies, people identify very strongly with their organization or employer. In others, people identify with their occupational group, such as engineer or mechanic.
- *Cooperation vs. competition.* Some societies encourage cooperation between their people. Others encourage competition between their people.
- *Short-term vs. long-term horizons.* Some cultures focus most heavily on short-term horizons, such as short-range goals of profit and efficiency. Others are more interested in long-range goals, such as market share and technological development.
- *Stability vs. innovation.* The culture of some countries encourages stability and resistance to change. The culture of others puts high

value on innovation and change.

These cultural differences influence the way that international management should be conducted.

Another way of depicting cultural diversity is through visually Page 129 separating its components. [Figure 4-1](#) provides an example by using concentric circles. The outer ring consists of the explicit artifacts and products of the culture. This level is observable and consists of such things as language, food, buildings, and art. The middle ring contains the norms and values of the society. These can be both formal and informal, and they are designed to help people understand how they should behave. The inner circle contains the implicit, basic assumptions that govern behavior. By understanding these assumptions, members of a culture are able to organize themselves in a way that helps them increase the effectiveness of their problem-solving processes and interact well with each other. In explaining the nature of the inner circle, Trompenaars and Hampden-Turner have noted that

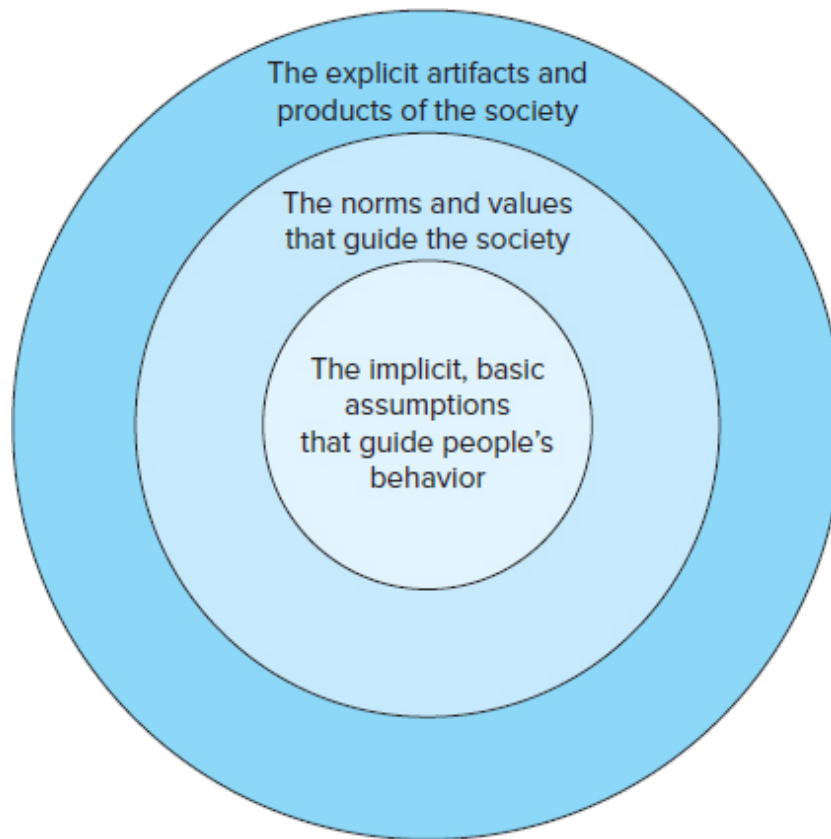


Figure 4-1
A Model of Culture

Source: Trompenaars, Alfons, and Charles Hampden-Turner. *Riding the Waves of Culture: Understanding Diversity in Global Business*. New York: McGraw-Hill, 1998.

[t]he best way to test if something is a basic assumption is when the [situation] provokes confusion or irritation. You might, for example, observe that some Japanese bow deeper than others. ... If you ask why they do it the answer might be that they don't know but that the other person does it too (norm) or that they want to show respect for authority (value). A typical Dutch question that might follow is: "Why do you respect authority?" The most likely Japanese reaction would be either puzzlement or a smile (which might be hiding their irritation). When you question basic assumptions you are asking questions that have never been asked before. It might lead others to deeper insights, but it also might provoke annoyance. Try in the USA or the Netherlands to raise the question of why people are equal and you will see what we mean.²⁷

A supplemental way of understanding cultural differences is to compare culture as a normal distribution, as in [Figure 4-2](#) and then to examine it in terms of stereotyping, as in [Figure 4-3](#). Chinese culture and American culture,

for example, have quite different norms and values. Thus, the normal distribution curves for the two cultures have only limited overlap. However, when one looks at the tail-ends of the two curves, it is possible to identify stereotypical views held by members of one culture about the other. The stereotypes are often exaggerated and used by members of one culture in describing the other, thus helping reinforce the differences between the two while reducing the likelihood of achieving cooperation and communication. This is one reason an understanding of national culture is so important in the study of international management.

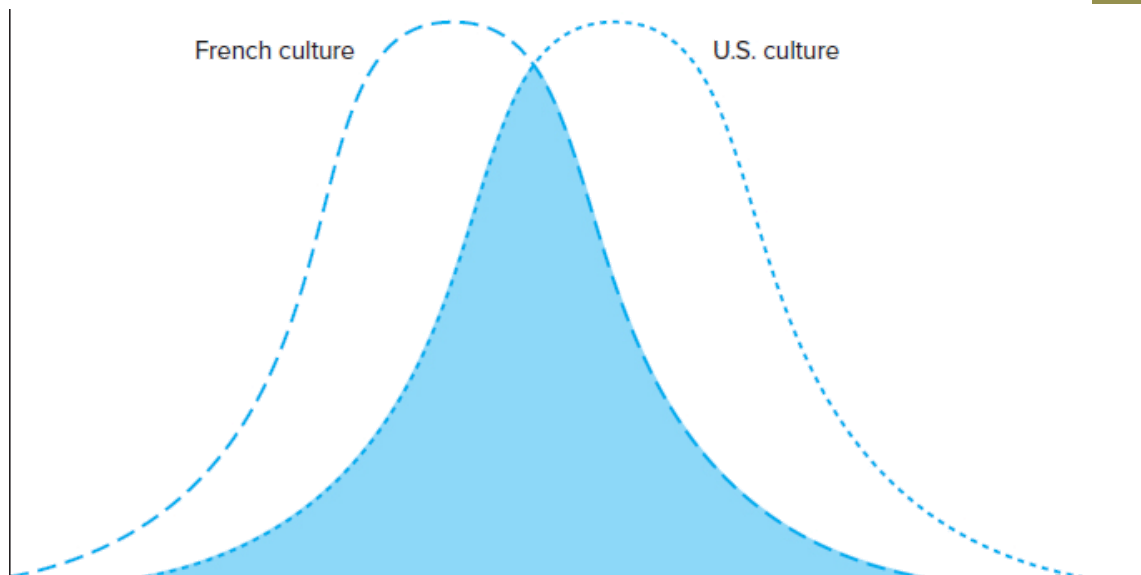


Figure 4-2

Comparing Cultures as Overlapping Normal Distributions

Sources: Revised and adapted from various sources, including Trompenaars, Alfons, and Charles Hampden-Turner. *Riding the Waves of Culture: Understanding Diversity in Global Business*. New York: McGraw-Hill, 1998.




Figure 4-3

Stereotyping from the Cultural Extremes

Sources: Revised and adapted from various sources, including Trompenaars, Alfons, and Charles Hampden-Turner. *Riding the Waves of Culture: Understanding Diversity in Global Business*. New York: McGraw-Hill, 1998.

■ Values in Culture

A major dimension in the study of culture is values. **Values** are basic convictions that people have regarding what is right and wrong, good and bad, and important and unimportant. These values are learned from the culture in which the individual is reared, and they help direct the person's behavior. Differences in cultural values often result in varying management practices.

values

Basic convictions that people have regarding what is right and wrong, good and bad, and important and unimportant.

Values in Transition

Do values change over time? Past research indicated that personal value systems were relatively stable and did not change rapidly.²⁸ However, changes are taking place in managerial values as a result of both culture and technology. A good example is provided by examining the effects of the U.S. environment on the cultural values of Japanese managers working for Japanese firms in the United States. Researchers, focusing attention on such key organizational values as lifetime employment, formal authority, group orientation, seniority, and paternalism, found that

1. Lifetime employment is widely accepted in Japanese culture, but the stateside Japanese managers did not believe that unconditional tenure in one organization was of major importance. They did believe, however, that job security was important.
2. Formal authority, obedience, and conformance to hierarchic position are very important in Japan, but the stateside managers did not perceive obedience and conformity to be very important and rejected the idea that one should not question a superior. However, they did support the concept of formal authority.
3. Group orientation, cooperation, conformity, and compromise are important organizational values in Japan. The stateside managers supported these values but also believed it was important to be an individual, thus maintaining a balance between a group and a personal orientation.
4. In Japan, organizational personnel often are rewarded based on seniority, not merit. Support for this value was directly influenced by the length of time the Japanese managers had been in the United

States. The longer they had been there, the lower their support for this value.

5. Paternalism, often measured by a manager's involvement in both personal and off-the-job problems of subordinates, is very important in Japan. Stateside Japanese managers disagreed, and this resistance was positively associated with the number of years they had been in the United States.²⁹

There is increasing evidence that individualism in Japan is on the rise, indicating that Japanese values are changing—and not just among managers outside the country. The country's long economic slump has convinced many Japanese that they cannot rely on the large corporations or the government to ensure their future. They have to do it for themselves. As a result, today a growing number of Japanese are starting to embrace what is being called the “era of personal responsibility.” Instead of denouncing individualism as a threat to society, they are proposing it as a necessary solution to many of the country's economic ills.³⁰ This thinking is supported by past research, which reveals that a culture with a strong entrepreneurial orientation is important to global competitiveness, especially in the small business sector of an economy. This current trend may well be helpful to the Japanese economy in helping it meet foreign competition at home.³¹

Other countries, such as China, have more recently undergone a transition of values. As discussed in [Chapter 2](#), China is moving away from a collectivist culture, and it appears as though even China is not sure what cultural values it will adhere to. Confucianism was worshiped for over 2,000 years, but the powerful messages of Confucius' teachings were overshadowed in a world where profit became a priority. Now, Confucianism is slowly gaining popularity once again, emphasizing respect for authority, concern for others, balance, harmony, and overall order. Even the communist party, which

was determined to suppress traditional Chinese culture just a few decades ago, seems to be embracing the new movement toward Confucianism. While some Confucianism ideals seem to pose a direct threat to the government, it appears that President Xi Jinping and other senior officials see it as an opportunity to create a more unified national identity and culture.³²

■ Cultural Dimensions

Understanding the cultural context of a society, and being able to respond and react appropriately to cultural differences, is becoming increasingly important as the global environment becomes more interconnected. Over the past several decades, researchers have attempted to provide a composite picture of culture by examining its subparts, or dimensions.

Hofstede

In 1980, Dutch researcher Geert Hofstede identified four original (and later two additional) dimensions of culture that help explain how and why people from various cultures behave as they do.³³ His initial data were gathered from two questionnaire surveys with over 116,000 respondents from over 70 countries around the world—making it the largest organizationally based study ever conducted. The individuals in these studies all worked in the local subsidiaries of IBM. As a result, Hofstede’s research has been criticized because of its focus on just one company; however, samples for cross-national comparison need not be representative, as long as they are functionally equivalent. Because they are so similar in respects other than nationality (their employers, their kind of work, and—for matched occupations—their level of education), employees of multinational companies like IBM form attractive sources of information for comparing national traits. The only thing that can account for systematic and consistent differences between national groups

within such a homogeneous multinational population is nationality itself—the national environment in which people were brought up before they joined that employer. Comparing IBM subsidiaries therefore shows national culture differences with unusual clarity.³⁴ Despite being first published nearly 40 years ago, Hofstede’s massive study continues to be a focal point for additional research, including the most recent **GLOBE** project, discussed at the end of this chapter. The original four dimensions that Hofstede examined were (1) power distance, (2) uncertainty avoidance, (3) individualism, and (4) masculinity.³⁵ Further research by Hofstede led to the recent identification of the fifth and sixth cultural dimensions: (5) time orientation, identified in 1988, and (6) indulgence versus restraint, identified in 2010.³⁶

GLOBE

Global Leadership and Organizational Behavior Effectiveness: a multicountry study and evaluation of cultural attributes and leadership behaviors among more than 17,000 managers from 951 organizations in 62 countries.

Power Distance **Power distance** is “the extent to which less powerful members of institutions and organizations accept that power is distributed unequally.”³⁷ Countries in which people blindly obey the orders of their superiors have high power distance. In many societies, lower-level employees tend to follow orders as a matter of procedure. In societies with high power distance, however, strict obedience is found even at the upper levels; examples include Mexico, South Korea, and India. For example, a senior Indian executive with a Ph.D. from a prestigious U.S. university related the following story:

What is most important for me and my department is not what I do or achieve for the company, but whether the [owner’s] favor is bestowed on me. ... This I have achieved by saying “yes” to

everything [the owner] says or does. ... To contradict him is to look for another job. ... I left my freedom of thought in Boston.³⁸

power distance

The extent to which less powerful members of institutions and organizations accept that power is distributed unequally.

The effect of this dimension can be measured in a number of ways. For example, organizations in low-power-distance countries generally are decentralized and have flatter organization structures. These organizations also have a smaller proportion of supervisory personnel, and the lower strata of the workforce often consists of highly qualified people. By contrast, organizations in high-power-distance countries tend to be centralized and have tall organization structures. Organizations in high-power-distance countries have a large proportion of supervisory personnel, and the people at the lower levels of the structure often have low job qualifications. This latter structure encourages and promotes inequality between people at different levels.³⁹

Uncertainty Avoidance [Uncertainty avoidance](#) is the extent to which people feel threatened by ambiguous situations and have created beliefs and institutions that try to avoid these.⁴⁰ Countries populated with people who do not like uncertainty tend to have a high need for security and a strong belief in experts and their knowledge; examples include Germany, Japan, and Spain. Cultures with low uncertainty avoidance have people who are more willing to accept that risks are associated with the unknown and that life must go on in spite of this. Examples include Denmark and Great Britain.

uncertainty avoidance

The extent to which people feel threatened by ambiguous situations and have created beliefs and institutions that try to avoid these.

The effect of this dimension can be measured in a number of ways. Countries with high-uncertainty-avoidance cultures have a great deal of structuring of organizational activities, more written rules, less risk taking by managers, lower labor turnover, and less ambitious employees.

Low-uncertainty-avoidance societies have organization settings with less structuring of activities, fewer written rules, more risk taking by managers, higher labor turnover, and more ambitious employees. The organization encourages personnel to use their own initiative and assume responsibility for their actions.

Individualism We discussed individualism and collectivism in [Chapter 2](#) in reference to political systems. **Individualism** is the tendency of people to look after themselves and their immediate family only.⁴¹ Hofstede measured this cultural difference on a bipolar continuum, with individualism at one end and collectivism at the other. **Collectivism** is the tendency of people to belong to groups or collectives and to look after each other in exchange for loyalty.⁴²

individualism

The political philosophy that people should be free to pursue economic and political endeavors without constraint ([Chapter 2](#)); the tendency of people to look after themselves and their immediate family only ([Chapter 4](#)).

collectivism

The political philosophy that views the needs and goals of society as a whole as more important than individual desires ([Chapter 2](#)); the tendency of people to belong to groups, or collectives, and to look after each other in exchange for loyalty ([Chapter 4](#)).

Like the effects of the other cultural dimensions, the effects of individualism and collectivism can be measured in a number of ways.⁴³

Hofstede found that wealthy countries have higher individualism scores and poorer countries higher collectivism scores (see [Table 4-2](#) for the 74 countries used in [Figure 4-4](#) and subsequent figures). Note that in [Figure 4-4](#), the United States, Canada, Australia, France, and the United Kingdom, among others, have high individualism and high GNP. Conversely, China, Mexico, and a number of South American countries have low individualism (high collectivism) and low GNP. Countries with high individualism also tend to have greater support for the Protestant work ethic, greater individual initiative, and promotions based on market value. Countries with low individualism tend to have less support for the Protestant work ethic, less individual initiative, and promotions based on seniority.

Table 4-2 Countries and Regions Used in Hofstede's Research		
Arabic-speaking countries (Egypt, Iraq, Kuwait, Lebanon, Libya, Saudi Arabia, United Arab Emirates)	Ecuador Estonia Finland France Germany Great Britain Greece Guatemala Hong Kong	Panama Peru Philippines Poland Portugal Romania Russia Salvador Serbia

Austria	(China)	Singapore
Bangladesh	Hungary	Slovakia
Belgium Flemish	India	Slovenia
(Dutch speaking)	Indonesia	South Africa
Belgium Walloon	Iran	Spain
(French speaking)	Ireland	Suriname
Brazil	Israel	Sweden
Bulgaria	Italy	Switzerland French
Canada Quebec	Jamaica	Switzerland German
Canada total	Japan	Taiwan
Chile	Korea (South)	Thailand
China	Luxembourg	Trinidad
Colombia	Malaysia	Turkey
Costa Rica	Malta	United States
Croatia	Mexico	Uruguay
Czech Republic	Morocco	Venezuela
Denmark	Netherlands	Vietnam
East Africa	New Zealand	West Africa
(Ethiopia, Kenya,	Norway	(Ghana, Nigeria,

Tanzania,
Zambia)

Pakistan

Sierra Leone)

Source: Hofstede, Geert. *Cultures and Organizations: Software of the Mind*. New York: McGraw-Hill, 1997.

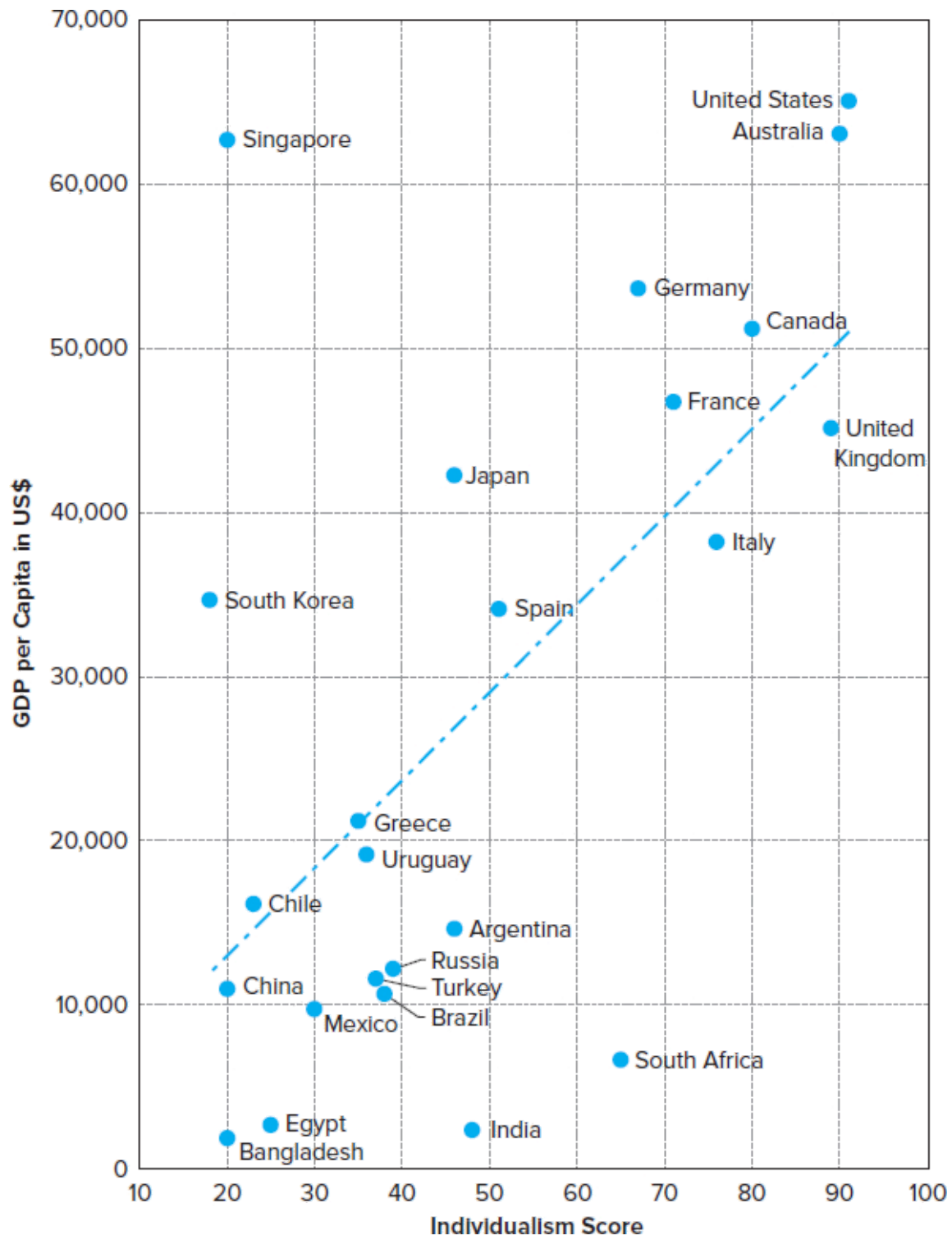


Figure 4-4

GDP per Capita in 2019 versus Individualism

Sources: Original graphic by Professor Jonathan Doh based on data from The World Bank and from Hofstede, Geert. *Cultures and Organizations: Software of the Mind*. New

York: McGraw-Hill, 2005.

Masculinity Masculinity is defined by Hofstede as “a situation in which the dominant values in society are success, money, and things.”⁴⁴ Hofstede measured this dimension on a continuum ranging from masculinity to femininity. Contrary to some stereotypes and connotations, femininity is the term used by Hofstede to describe “a situation in which the dominant values in society are caring for others and the quality of life.”⁴⁵

masculinity

A cultural characteristic in which the dominant values in society are success, money, and things.

femininity

A cultural characteristic in which the dominant values in society are caring for others and the quality of life.

Countries with a high masculinity index, such as the Germanic countries, place great importance on earnings, recognition, advancement, and challenge. Individuals are encouraged to be independent decision makers, and achievement is defined in terms of recognition and wealth. The workplace is often characterized by high job stress, and many managers believe that their employees dislike work and must be kept under some degree of control. The school system is geared toward encouraging high performance. Young men expect to have careers, and those who do not often view themselves as failures. Historically, fewer women held higher-level jobs, although this is changing. The school system is geared toward encouraging high performance.

Countries with a low masculinity index (Hofstede’s femininity dimension), such as Norway, tend to place great importance on cooperation, a friendly atmosphere, and employment security. Individuals are encouraged to

be group decision makers, and achievement is defined in terms of layman contacts and the living environment. The workplace tends to be characterized by low stress, and managers give their employees more credit for being responsible and allow them more freedom. Culturally, this group prefers small-scale enterprises, and they place greater importance on conservation of the environment. The school system is designed to teach social adaptation. Some young men and women want careers; others do not. Many women hold higher-level jobs and do not find it necessary to be assertive.

Time Orientation Originally called Confucian Work Dynamism, time orientation is defined by Hofstede as “dealing with society’s search for virtue.” Long-term-oriented societies tend to focus on the future. They have the ability to adapt their traditions when conditions change, have a tendency to save and invest for the future, and focus on achieving long-term results. Short-term-oriented cultures focus more on the past and present than on the future. These societies have a deep respect for tradition, focus on achieving quick results, and do not tend to save for the future.⁴⁶ Hofstede’s original time orientation research included only 23 countries, leading to some criticism. However, in 2010, the research was expanded to include 93 countries. [Table 4-3](#) highlights 10 differences between long- and short-term-oriented cultures.

Table 4-3

Ten Differences between Short- and Long-Term-Oriented Societies

Short-Term Orientation	Long-Term Orientation
Most important events in life occurred in the past or take place now.	Most important events in life will occur in the future.

Short-Term Orientation

Long-Term Orientation

Personal steadiness and stability: a good person is always the same

A good person adapts to the circumstances.

There are universal guidelines about what are good and evil.

What are good and evil depend on the circumstances.

Traditions are sacrosanct.

Traditions are adaptable to changed circumstances.

Family life is guided by imperatives.

Family life is guided by shared tasks.

One is supposed to be proud of one's country.

Trying to learn from other countries

Service to others is an important goal.

Thrift and perseverance are important goals.

Social spending and consumption

Large savings quote, funds available for investment

Students attribute success and failure to luck.

Students attribute success to effort and failure to lack of effort.

Slow or no economic growth of poor countries

Fast economic growth of countries up until a level of prosperity

Source: Hofstede, Geert. "Dimensionalizing Cultures: The Hofstede Model in Context." *Online Readings in Psychology and Culture*, International Association for Cross-Cultural Psychology, 2011.

Asian cultures primarily exhibit long-term orientation. Countries with a high long-term orientation index include China, Japan, and Indonesia (see [Figure 4-5](#)). In these cultures, individuals are persistent, thrifty with their money, and highly adaptable to unexpected circumstances. Relationships tend to be ordered by status, which can affect the way that situations are handled. Additionally, people in long-term-oriented cultures are more likely to believe that there are multiple truths to issues that arise, rather than just one, absolute answer.

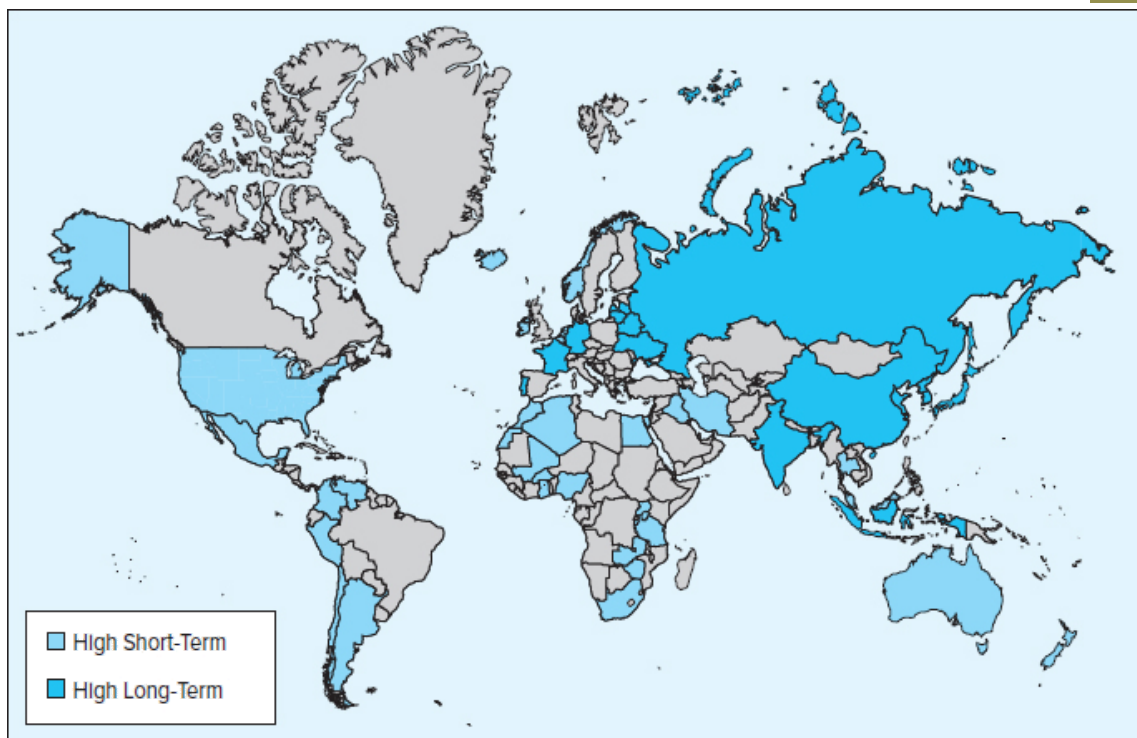


Figure 4-5

Countries with Very High Long-Term and Short-Term Orientation Scores

Note: Country rankings were completed using Geert Hofstede's Long-Term Orientation (LTO) scores. *High Short-Term* refers to countries with scores less than 35 and *High Long-Term* refers to countries with scores greater than 60.

Source: Original graphic by Ben Littell under supervision of Professor Jonathan Doh based on data from Hofstede, Geert. "Dimensionalizing Cultures: The Hofstede Model in Context." *Online Readings in Psychology and Culture*, International Association for Cross-Cultural Psychology, 2011.

Spain, the U.S., and the U.K. were identified as having a low long-term orientation index (Hofstede’s short-term orientation). Individuals in short-term-oriented societies believe in absolutes (good and evil), value stability and leisure time, and spend money more freely. Traditional approaches are respected, and feedback cycles tend to be short. Gift giving and greetings are shared and reciprocated.⁴⁷

Indulgence versus Restraint Based on research related to relative happiness around the world, Hofstede’s most recent dimension measures the freedom to satisfy one’s natural needs and desires within a society. Indulgent societies encourage instant gratification of natural human needs, while restrained cultures regulate and control behavior based on social norms.⁴⁸ The research leading to the identification of this sixth dimension included participants from 93 countries. [Table 4-4](#) highlights 10 differences between indulgent and restrained cultures.

Table 4-4

Ten Differences between Indulgent and Restrained Societies

Indulgent	Restrained
Higher percentage of people declaring themselves very happy	Fewer very happy people
A perception of personal life control	A perception of helplessness: what happens to me is not my own doing
Freedom of speech seen as important	Freedom of speech not a primary concern

Indulgent	Restrained
Higher importance of leisure	Lower importance of leisure
More likely to remember positive emotions	Less likely to remember positive emotions
In countries with educated populations, higher birthrates	In countries with educated populations, lower birthrates
More people actively involved in sports	Fewer people actively involved in sports
In countries with enough food, higher percentages of obese people	In countries with enough food, fewer obese people
In wealthy countries, lenient sexual norms	In wealthy countries, stricter sexual norms
Maintaining order in the nation not given a high priority	Higher number of police officers per 100,000 population

Source: Hofstede, Geert. "Dimensionalizing Cultures: The Hofstede Model in Context." *Online Readings in Psychology and Culture*, International Association for Cross-Cultural Psychology, 2011.

Countries that show a high indulgence index tend to be located in the Americas and Western Europe, including the U.S., Australia, Mexico, and Chile (see [Figure 4-6](#)). Freely able to satisfy their basic human desires, individuals in these societies tend to live in the moment. They participate in more sports and activities, express happiness freely, and view themselves as

being in control of their own destiny. Freedom of speech is considered vital, and smaller police forces are commonplace. People in indulgent cultures tend to view friendships as important, have less moral discipline, and exhibit a more extroverted, positive personality.

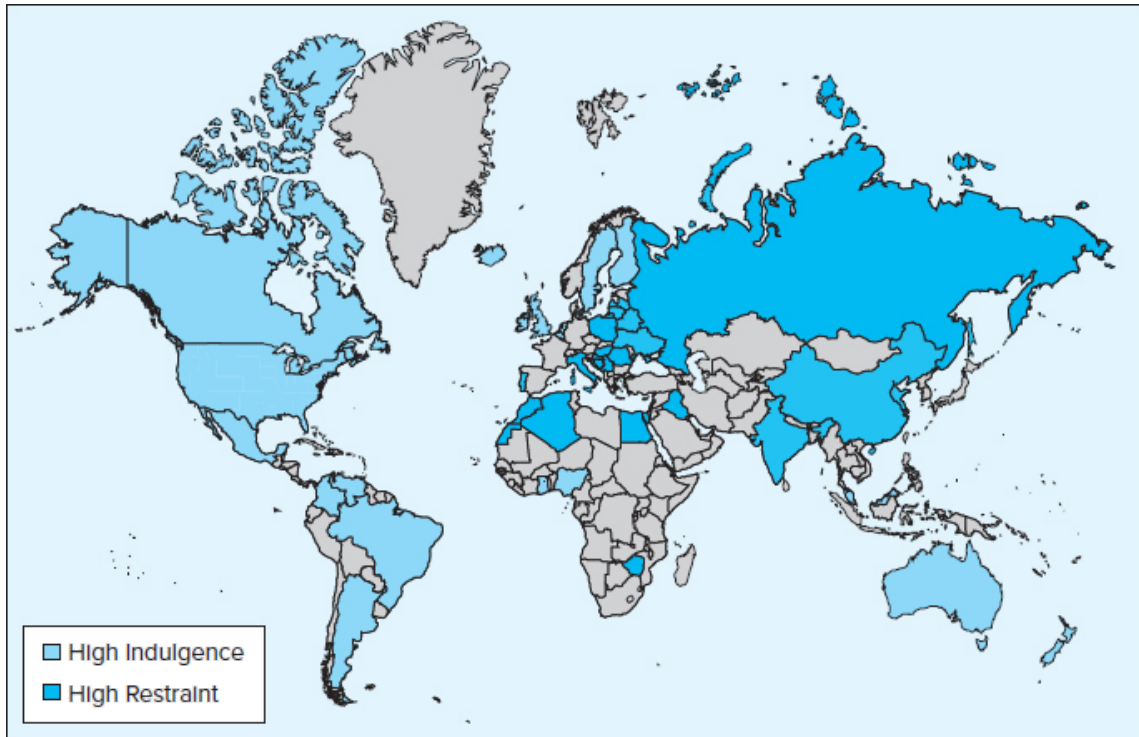


Figure 4-6

Countries with Very High Indulgence and Restraint Scores

Note: Country rankings were completed using Geert Hofstede's Indulgence versus Restraint (IVR) scores. High Indulgence refers to countries with scores greater than 50 and High Restraint refers to countries with scores less than 25.

Source: Original graphic by Ben Littell under supervision of Professor Jonathan Doh based on data from Hofstede, Geert. "Dimensionalizing Cultures: The Hofstede Model in Context." Online Readings in Psychology and Culture, International Association for Cross-Cultural Psychology, 2011.

Countries that show a low indulgence index (Hofstede's dimension of high restraint) tend to be located in Asia and Eastern Europe, including Egypt, Russia, India, and China. In these societies, individuals participate in fewer

activities and sports, express less happiness, and believe that their own destiny is not in their control. Maintaining order is seen as vital, resulting in larger police forces and less crime. People tend to value work ethic over friendships, exhibit introverted personalities, and follow a stricter moral discipline.⁴⁹

Integrating the Dimensions Rather than just evaluating cultural dimensions individually, Hofstede and other researchers also evaluated the interaction between the cultural dimensions. Countries can be described in terms of pairs of dimensions, and these pairings and clusters can provide useful summaries for international managers. It is always best to have an in-depth understanding of the multicultural environment, but the general groupings outline common ground that one can use as a starting point. [Figure 4-7](#), which incorporates power distance and individualism, provides an example.

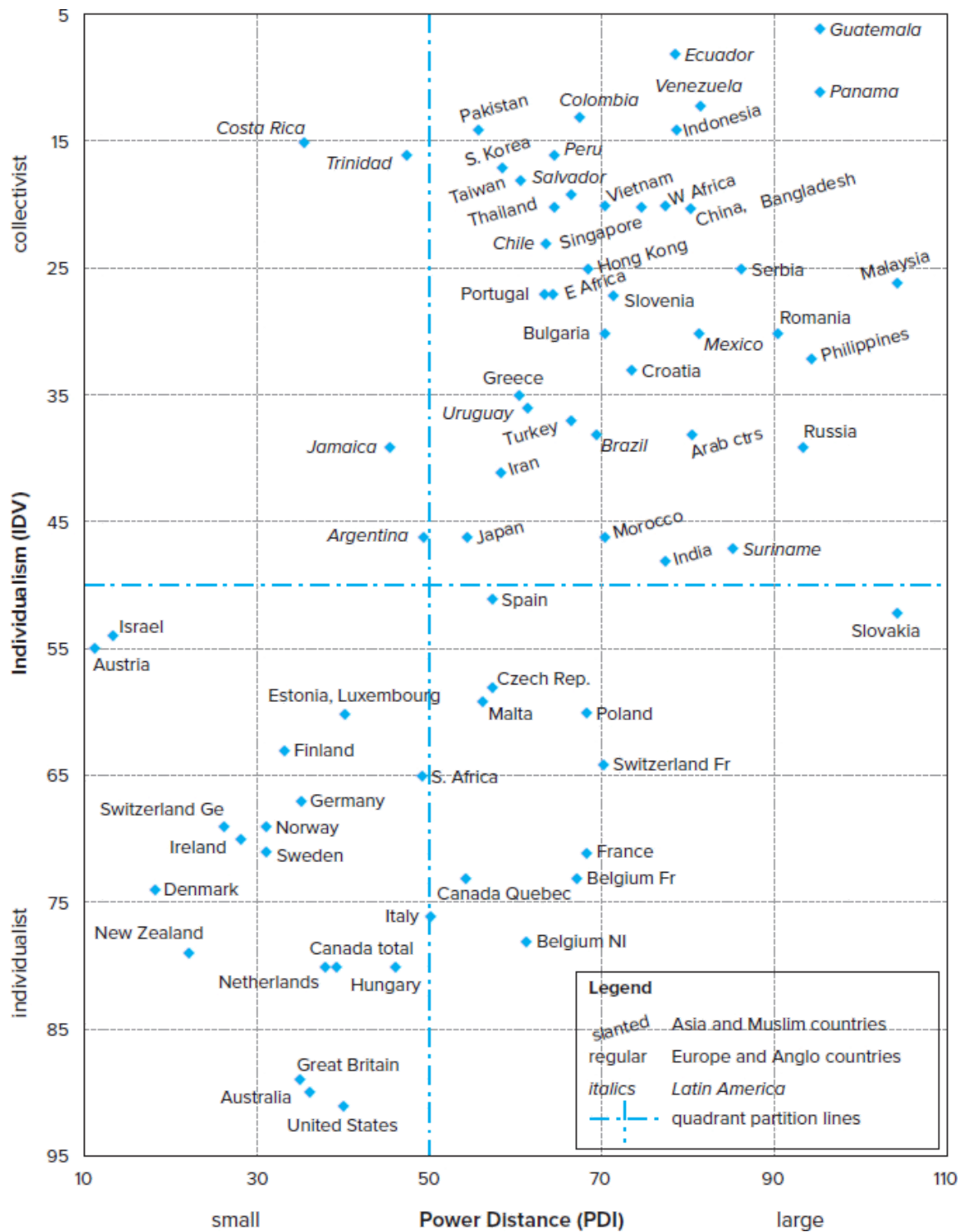


Figure 4-7
Power Distance versus Individualism

Source: Hofstede, Geert. *Cultures and Organizations: Software of the Mind*. New York: McGraw-Hill, 1997.

On first examination of the cluster distribution, the data may appear confusing. However, they are very useful in depicting what countries appear similar in values and to what extent they differ from other country clusters. The same countries are not always clustered together in subsequent dimension comparisons. This indicates that while some beliefs overlap between cultures, it is where they diverge that makes groups unique to manage.

In [Figure 4-7](#), the United States, Australia, Canada, Britain, Page 139 Denmark, and New Zealand are located in the lower-left-hand quadrant. Americans, for example, have very high individualism and relatively low power distance. They prefer to do things for themselves and are not upset when others have more power than they do. The other countries, while they may not be a part of the same cluster, share similar values. Conversely, many of the underdeveloped or newly industrialized countries, such as Colombia, Hong Kong, Portugal, and Singapore, are characterized by large power distance and low individualism. These nations tend to be collectivist in their approach.

Similarly, [Figure 4-8](#) plots the uncertainty-avoidance index against the power-distance index. Once again, there are clusters of countries. Many of the Anglo nations tend to be in the upper-left-hand quadrant, which is characterized by small power distance and weak uncertainty avoidance, while, in contrast, many Latin, Mediterranean, and Asian nations are characterized by high power distance and strong uncertainty avoidance.

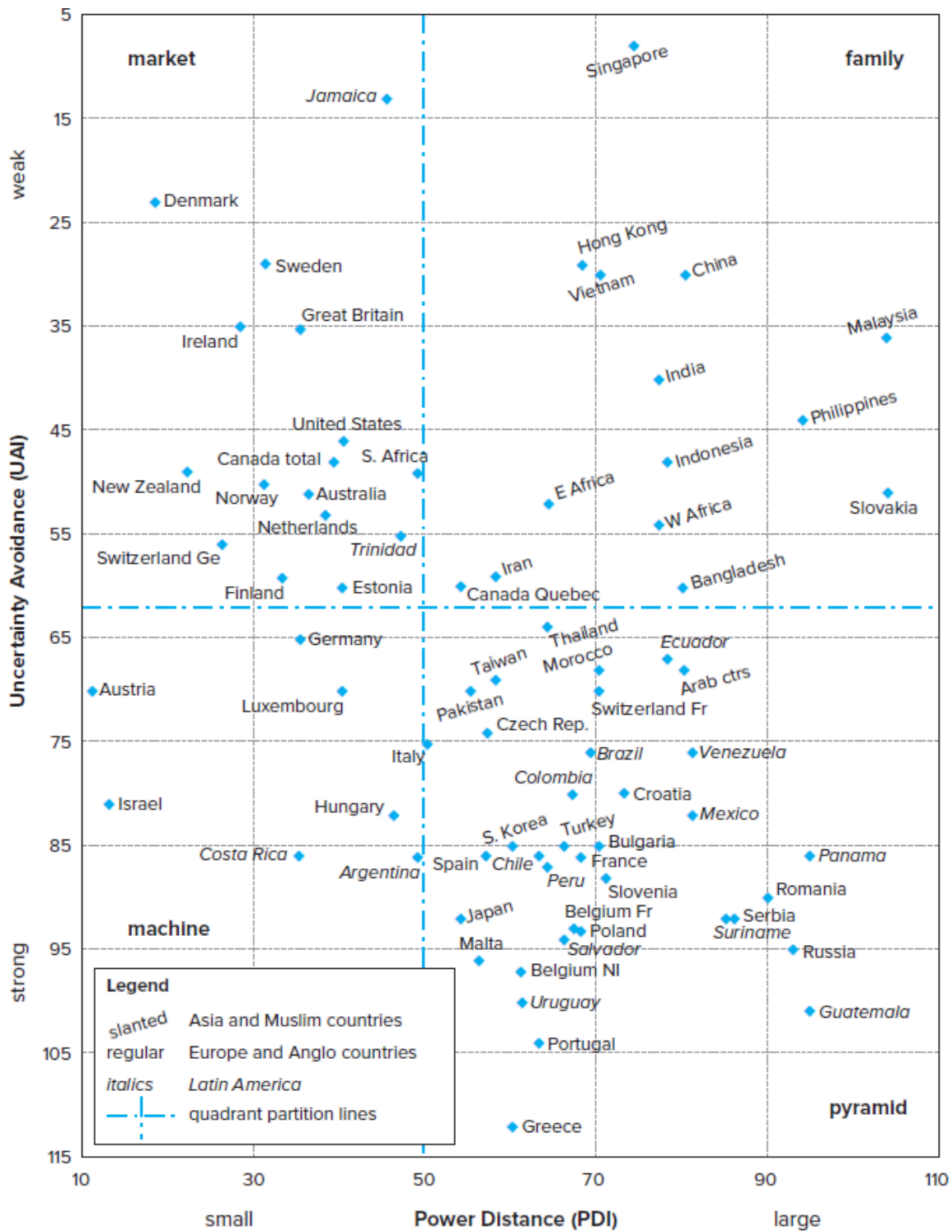


Figure 4-8
Power Distance versus Uncertainty Avoidance

Source: Hofstede, Geert. *Cultures and Organizations: Software of the Mind*. New York: McGraw-Hill, 1997.

The integration of these cultural factors into two-dimensional Page 140 plots helps illustrate the complexity of understanding culture's effect on behavior. A number of dimensions are at work, and sometimes they do not all move in the anticipated direction. For example, at first glance, a nation with high power distance would appear to be low in individualism, and vice versa, and Hofstede found exactly that (see [Figure 4-7](#)). However, low uncertainty avoidance does not always go hand in hand with high masculinity, even though those who are willing to live with uncertainty will want rewards such as money and power and accord low value to the quality of work life and caring for others (see [Figure 4-9](#)). Simply put, empirical evidence on the impact of cultural dimensions may differ from commonly held beliefs or stereotypes. Research-based data are needed to determine the full impact of differing cultures.

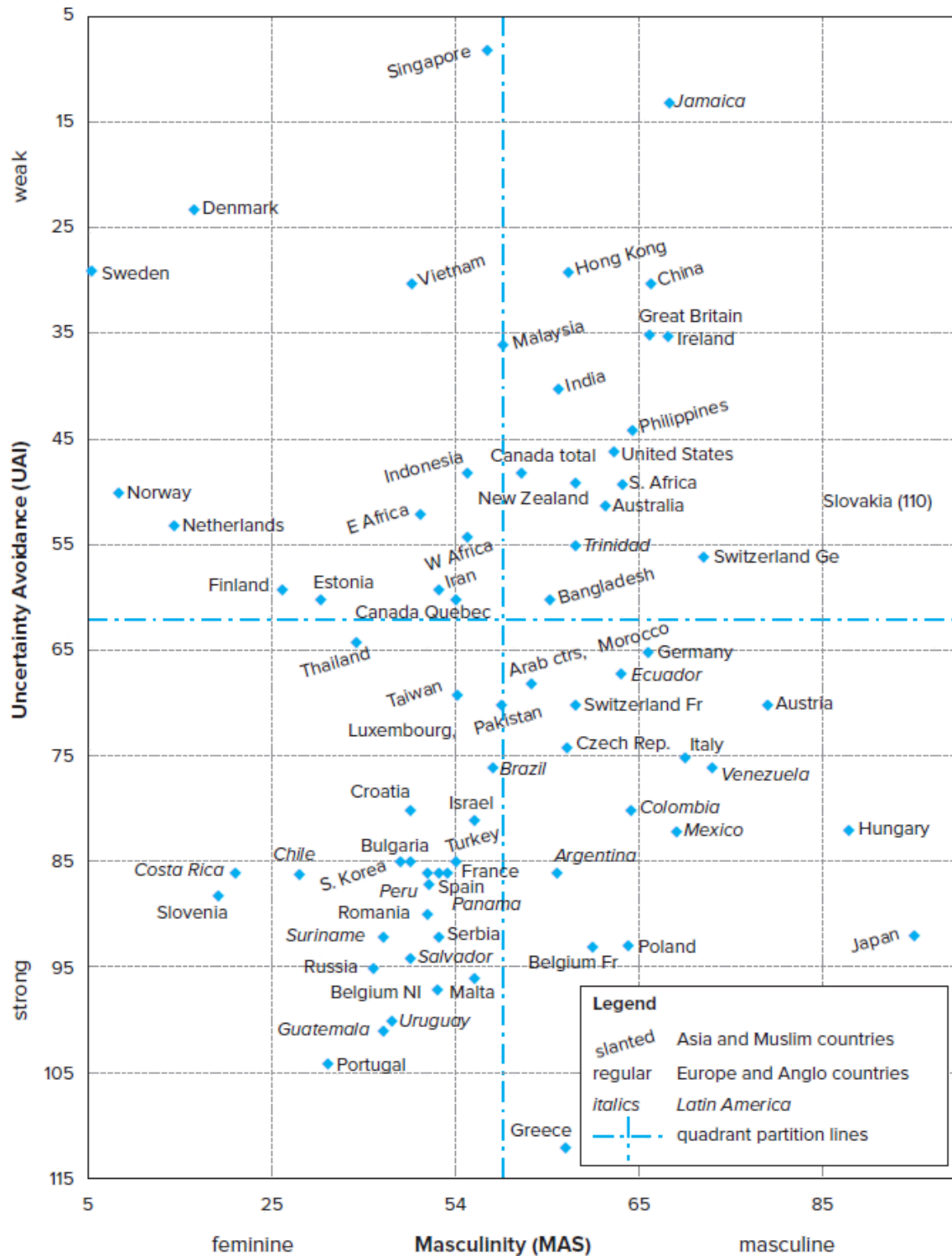


Figure 4-9
Masculinity versus Uncertainty Avoidance

Source: Hofstede, Geert. *Cultures and Organizations: Software of the Mind*. New York: McGraw-Hill, 1997.

The Hofstede cultural dimensions and country clusters are widely recognized and accepted in the study of international management. His work has served as a springboard to numerous recent cultural studies and research projects.

Trompenaars

In 1994, another Dutch researcher, Fons Trompenaars, expanded on the research of Hofstede and published the results of his own 10-year study on cultural dimensions.⁵⁰ He administered research questionnaires to over 15,000 managers from 28 countries and received usable responses from at least 500 in each nation. Building heavily on value orientations and the relational orientations of well-known sociologist Talcott Parsons,⁵¹ Trompenaars derived five relationship orientations that address the ways in which people deal with each other; these can be considered to be cultural dimensions that are analogous to Hofstede's dimensions. These dimensions are presented in [Table 4-5](#).

Table 4-5
Trompenaars's Five Relationship Orientations

--

Relationship Orientation	Definition		Common Traits	Countries
Universalism vs. particularism	Universalism is the belief that ideas and practices can be applied everywhere without modification. Particularism is the belief that circumstances dictate how ideas and practices should be applied.	High Universalism	<ul style="list-style-type: none"> • More of a focus on formal rules than on relationships • Business contracts adhered to very closely • Belief that "a deal is a deal" 	<ul style="list-style-type: none"> • United States • Australia • Germany • Sweden • United Kingdom
		High Particularism	<ul style="list-style-type: none"> • More of a focus on relationships and trust than on formal rules • Legal contracts often modified • As people get to know each other better, they often change the way in which deals are executed. 	<ul style="list-style-type: none"> • Venezuela • Russia • Indonesia • China
Individualism vs. communitarianism	Individualism refers to people regarding themselves as individuals, while communitarianism refers to people regarding themselves as part of a group.	High Individualism	<ul style="list-style-type: none"> • Stress personal and individual matters • Negotiations typically made on the spot by a representative • People ideally achieve things alone. • People assume a great deal of personal responsibility. 	<ul style="list-style-type: none"> • Canada • Thailand • Netherlands • France
		High Communitarianism	<ul style="list-style-type: none"> • Value group-related issues • Decisions typically referred to committees • People ideally achieve things in groups. • People jointly assume responsibility. 	<ul style="list-style-type: none"> • Malaysia • Korea
Neutral culture vs. emotional culture	A neutral culture is one in which emotions are held in check. An emotional culture is one in which emotions are openly and naturally expressed.	High Neutralism	<ul style="list-style-type: none"> • People try not to show their feelings. • People act stoically and maintain their composure. 	<ul style="list-style-type: none"> • Japan • United Kingdom
		High Emotionalism	<ul style="list-style-type: none"> • People often smile a great deal. • People talk loudly when they are excited. • People greet each other with a great deal of enthusiasm. 	<ul style="list-style-type: none"> • Mexico • The Netherlands • Switzerland
Specific culture vs. diffuse culture	A specific culture is one in which individuals have a large public space they readily let others enter and share and a small private space they guard closely and share with only close friends and associates. A diffuse culture is one in which public space and private space are similar in size and individuals guard their public space carefully because entry into public space affords entry into private space as well.	High Specific	<ul style="list-style-type: none"> • People often are invited into a person's open, public space. • Individuals often are open and extroverted. • There is a strong separation of work and private life. 	<ul style="list-style-type: none"> • United States
		High Diffuse	<ul style="list-style-type: none"> • People are not quickly invited into a person's open, public space because, once they are in, there is easy entry into the private space as well. • Individuals in these cultures often appear to be indirect and introverted. • Work and private life often are closely linked. 	<ul style="list-style-type: none"> • Germany
Achievement culture vs. ascription culture	An achievement culture is one in which people are accorded status based on how well they perform their functions. An ascription culture is one in which status is attributed based on who or what a person is.	High Achievement	<ul style="list-style-type: none"> • Gives high status to high achievers, such as the company's number-one salesperson or a medical researcher who has found a novel treatment for cancer 	<ul style="list-style-type: none"> • Austria • Switzerland • United States
		High Ascription	<ul style="list-style-type: none"> • Accords status based on age, gender, or social connections, such as a person who has been with the company for 40 years or an individual who has friends in high places may be afforded status because of whom she knows 	<ul style="list-style-type: none"> • China • Indonesia • Venezuela

universalism

The belief that ideas and practices can be applied everywhere in the world without modification.

particularism

The belief that circumstances dictate how ideas and practices should be applied and that something cannot be done the same everywhere.

communitarianism

People regard themselves as part of a group.

neutral culture

A culture in which emotions are held in check.

emotional culture

A culture in which emotions are expressed openly and naturally.

specific culture

A culture in which individuals have a large public space they readily share with others and a small private space they guard closely and share with only close friends and associates.

diffuse culture

A culture in which public space and private space are similar in size and individuals guard their public space carefully because entry into public space affords entry into private space as well.

achievement culture

A culture in which people are accorded status based on how well they perform their functions.

ascription culture

A culture in which status is attributed based on who or what a person is.

Trompenaars also looked at attitudes toward both time and the Page 143 environment, and the result of his research is a wealth of information helping explain how cultures differ and offering practical ways in which MNCs can do business in various countries. Table 4-6 examines attitudes toward time and the environment.⁵²

Table 4-6

Trompenaars' Time and Environment Research

--

	Definition		Common Traits	Countries	
Time	The way in which people deal with the concept of time	Sequential	<ul style="list-style-type: none"> • People tend to do only one activity at a time. • People keep appointments strictly. • Individuals show a strong preference for following plans as they are laid out and not deviating from them. 	<ul style="list-style-type: none"> • United States 	
		Synchronous	<ul style="list-style-type: none"> • People tend to do more than one activity at a time. • Appointments are approximate and may be changed at a moment's notice. • Schedules generally are subordinate to relationships. • People often will stop what they are doing to meet and greet individuals coming into their office 	<ul style="list-style-type: none"> • Mexico • France 	
	The degree to which cultures are past- or present-oriented as opposed to future-oriented	Future-Oriented	<ul style="list-style-type: none"> • The future is more important than the past or the present. • When doing business, emphasize the opportunities and limitless scope that any agreement can have, agree to specific deadlines for getting things done, and be aware of the core competence or continuity that the other party intends to carry with it into the future. 	<ul style="list-style-type: none"> • United States • Italy • Germany 	
		Past- and Present-Oriented	<ul style="list-style-type: none"> • The present is more important than the future. • When doing business, emphasize the history and tradition of the culture, find out whether internal relationships will sanction the types of changes that need to be made, and agree to future meetings in principle but fix no deadlines for completions. 	<ul style="list-style-type: none"> • Venezuela • Indonesia • Spain 	
	Environment	The degree to which people believe that they can control outcomes (inner-directed) or let things take their own course (outer-directed)	Inner-Directed	<ul style="list-style-type: none"> • People feel that they are masters of their own fate. • People have a dominant attitude (sometimes bordering on aggressiveness) toward the environment. • People have discomfort when things seem to get out of control. 	<ul style="list-style-type: none"> • Switzerland • Belgium • Indonesia
			Outer-Directed	<ul style="list-style-type: none"> • People believe that things move in waves or natural shifts and one must "go with the flow." • People have a flexible attitude, characterized by a willingness to compromise and maintain harmony with nature. 	<ul style="list-style-type: none"> • China • Japan • Singapore

■ Integrating Culture and Management: The GLOBE Project

Most recently, the GLOBE (Global Leadership and Organizational Behavior Effectiveness) research program reflects an additional approach to measuring

cultural differences. Conceived in 1991, the GLOBE project is an ongoing research project; three major, interrelated phases have been completed so far, and a fourth phase is under way. GLOBE extends and integrates the previous analyses of cultural attributes and variables published by Hofstede and Trompenaars. The three completed GLOBE phases explore the various elements of the dynamic relationship between the culture and organizational behavior.⁵³

At the heart of phases one and two, first published in 2004 and 2007, is the study and evaluation of nine different cultural attributes using middle managers from 951 organizations in 62 countries.^{54,55} A team of 170 scholars worked together to survey over 17,000 managers in three industries: financial services, food processing, and telecommunications. When developing the measures and conducting the analysis, they also used archival measures of country economic prosperity and of the physical and psychological well-being of the cultures studied. Countries were selected so that every major geographic location in the world was represented. Additional countries, including those with unique types of political and economic systems, were selected to create a complete and comprehensive database on which to build the analysis.⁵⁶ This research has been considered among the most sophisticated in the field to date, and a collaboration of the work of Hofstede and GLOBE researchers could provide an influential outlook on the major factors characterizing global cultures.⁵⁷

While phases one and two focused on middle management, phase three, first published in 2012, examined the interactions of culture and leadership in upper-level management positions. More than 1,000 CEOs, and more than 5,000 of their direct reports, were surveyed by 40 researchers across 24 countries. To provide compatibility across all phases of the GLOBE project, 17 of the 24 countries surveyed in phase three were also included in the initial study performed for phases one and two.⁵⁸ A further explanation of phase

three, which deals primarily with leadership, occurs in [Chapter 13](#). [Table 4-7](#) also provides an overview of the purposes and results of the different phases.

The GLOBE study is interesting because its nine constructs were defined, conceptualized, and operationalized by a multicultural team of over 100 researchers. In addition, the data in each country were collected by investigators who either were natives of the cultures studied or had extensive knowledge and experience in those cultures.

Table 4-7
GLOBE Cultural Variable Results

Variable	Highest Ranking	Medium Ranking	Lowest Ranking
Assertiveness	Spain, U.S.	Egypt, Ireland	Sweden, New Zealand
Future orientation	Denmark, Canada	Slovenia, Egypt	Russia, Argentina
Gender differentiation	South Korea, Egypt	Italy, Brazil	Sweden, Denmark
Uncertainty avoidance	Austria, Denmark	Israel, U.S.	Russia, Hungary
Power distance	Russia, Spain	England, France	Denmark, Netherlands
Collectivism/societal	Denmark, Singapore	Hong Kong, U.S.	Greece, Hungary
In-group collectivism	Egypt, China	England, France	Denmark, Netherlands
Performance orientation	U.S., Taiwan	Sweden, Israel	Russia, Argentina
Humane orientation	Indonesia, Egypt	Hong Kong, Sweden	Germany, Spain

Source: Javidan, Mansour, Peter W. Dorfman, Mary Sully de Luque, and Robert J. House. "In the Eye of the Beholder: Cross Cultural Lessons In Leadership from Project GLOBE." *Academy of Management Perspectives* 20, no. 1 (2006): 76.

Culture and Management

GLOBE researchers adhere to the belief that certain attributes that distinguish one culture from others can be used to predict the most suitable, effective, and acceptable organizational and leader practices within that culture. In addition, they contend that societal culture has a direct impact on organizational culture and that leader acceptance stems from tying leader attributes and behaviors to subordinate norms.⁵⁹

The GLOBE project set out to answer many fundamental questions about cultural variables shaping leadership and organizational processes. The meta-

goal of GLOBE was to develop an empirically based theory to describe, understand, and predict the impact of specific cultural variables on leadership and organizational processes and the effectiveness of these processes. Overall, GLOBE hopes to provide a global standard guideline that allows managers to focus on local specialization. Specific objectives include answering these fundamental questions:

- Are there leader behaviors, attributes, and organizational practices that are universally accepted and effective across cultures?
- Are there leader behaviors, attributes, and organizational practices that are accepted and effective in only some cultures?
- How do attributes of societal and organizational cultures affect the kinds of leader behaviors and organizational practices that are accepted and effective?
- What is the effect of violating cultural norms that are relevant to leadership and organizational practices?
- What is the relative standing of each of the cultures studied on each of the nine core dimensions of culture?
- Can the universal and culture-specific aspects of leader behaviors, attributes, and organizational practices be explained in terms of an underlying theory that accounts for systematic differences across cultures?⁶⁰

GLOBE's Cultural Dimensions

Phase one of the GLOBE project identified nine cultural dimensions:

1. *Uncertainty avoidance* is defined as the extent to which members of an organization or society strive to avoid uncertainty by reliance

on social norms, rituals, and bureaucratic practices to alleviate the unpredictability of future events.

2. *Power distance* is defined as the degree to which members of an organization or a society expect and agree that power should be unequally shared.
3. *Collectivism I: Societal collectivism* refers to the degree to which organizational and societal institutional practices encourage and reward collective distribution of resources and collective action.
4. *Collectivism II: In-group collectivism* refers to the degree to which individuals express pride, loyalty, and cohesiveness in their organizations or families.
5. *Gender egalitarianism* is defined as the extent to which an organization or a society minimizes gender role differences and gender discrimination.
6. *Assertiveness* is defined as the degree to which individuals in organizations or societies are assertive, confrontational, and aggressive in social relationships.
7. *Future orientation* is defined as the degree to which individuals in organizations or societies engage in future-oriented behaviors such as planning, investing in the future, and delaying gratification.
8. *Performance orientation* refers to the extent to which an organization or a society encourages and rewards group members for performance improvement and excellence.
9. *Humane orientation* is defined as the degree to which individuals in organizations or societies encourage and reward individuals for

being fair, altruistic, friendly, generous, caring, and kind to others.⁶¹

The first six dimensions have their origins in Hofstede’s cultural dimensions (see [Figure 4-10](#)). The collectivism I dimension measures societal emphasis on collectivism; low scores reflect individualistic emphasis and high scores reflect collectivistic emphasis by means of laws, social programs, or institutional practices. The collectivism II scale measures in-group (family or organization) collectivism such as pride in and loyalty to family or organization and family or organizational cohesiveness. In lieu of Hofstede’s masculinity dimension, the GLOBE researchers developed the two dimensions they labeled gender egalitarianism and assertiveness. The dimension of future orientation is similar to Hofstede’s time orientation dimension. Future orientation also has some origin in past research, as does performance orientation and humane orientation.⁶² These measures are therefore integrative and combine a number of insights from previous studies.

Hofstede and the GLOBE Project: Comparing the Research

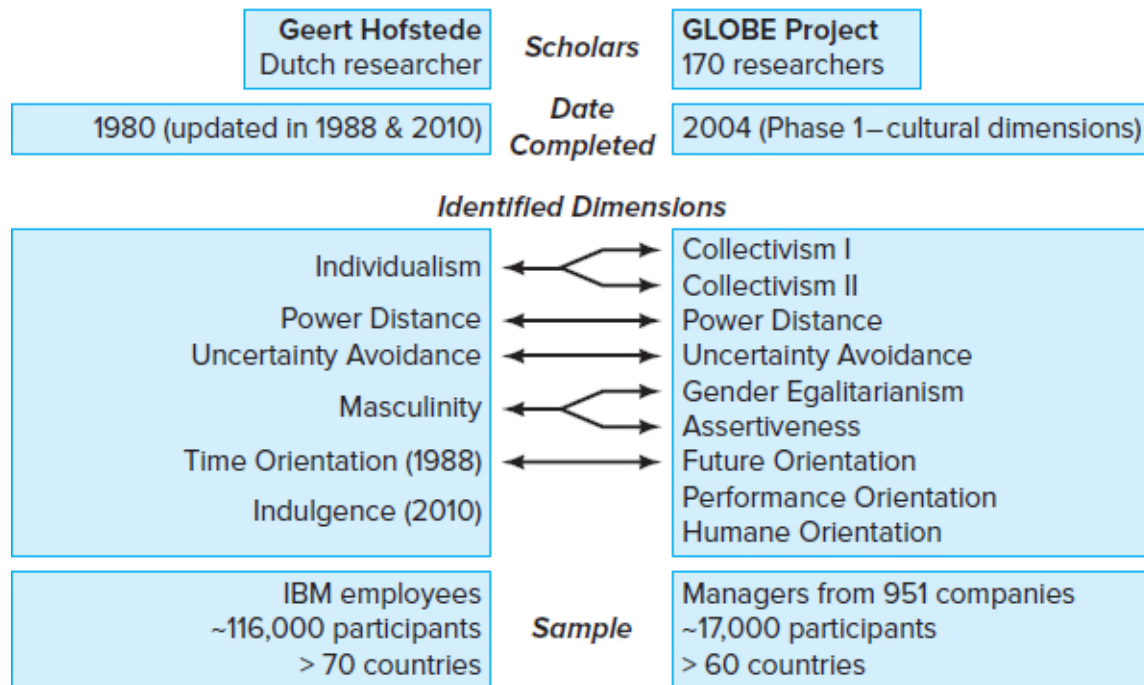


Figure 4-10

Comparing the Cultural Dimension Research: Geert Hofstede and the GLOBE Project

Source: Original graphic by Professor Jonathan Doh based on data from Hofstede, Geert. *Cultures and Organizations: Software of the Mind*. New York: McGraw-Hill, 2005, and the GLOBE project research.

A unique contribution of the GLOBE project is the identification of both values, which represent how people think things should be, and practices, which represent how things actually are. For example, GLOBE researchers found that China exhibits a high level of power distance in practice (a score of 5.02) despite the fact that the Chinese people desire a lower level of power distance (a score of 3.01) in their culture. [Figure 4-11](#) shows the differences in values and practices within Brazil. Recently, further analysis has been conducted with regard to corporate social responsibility (CSR), a topic discussed in detail in [Chapter 3](#).⁶³

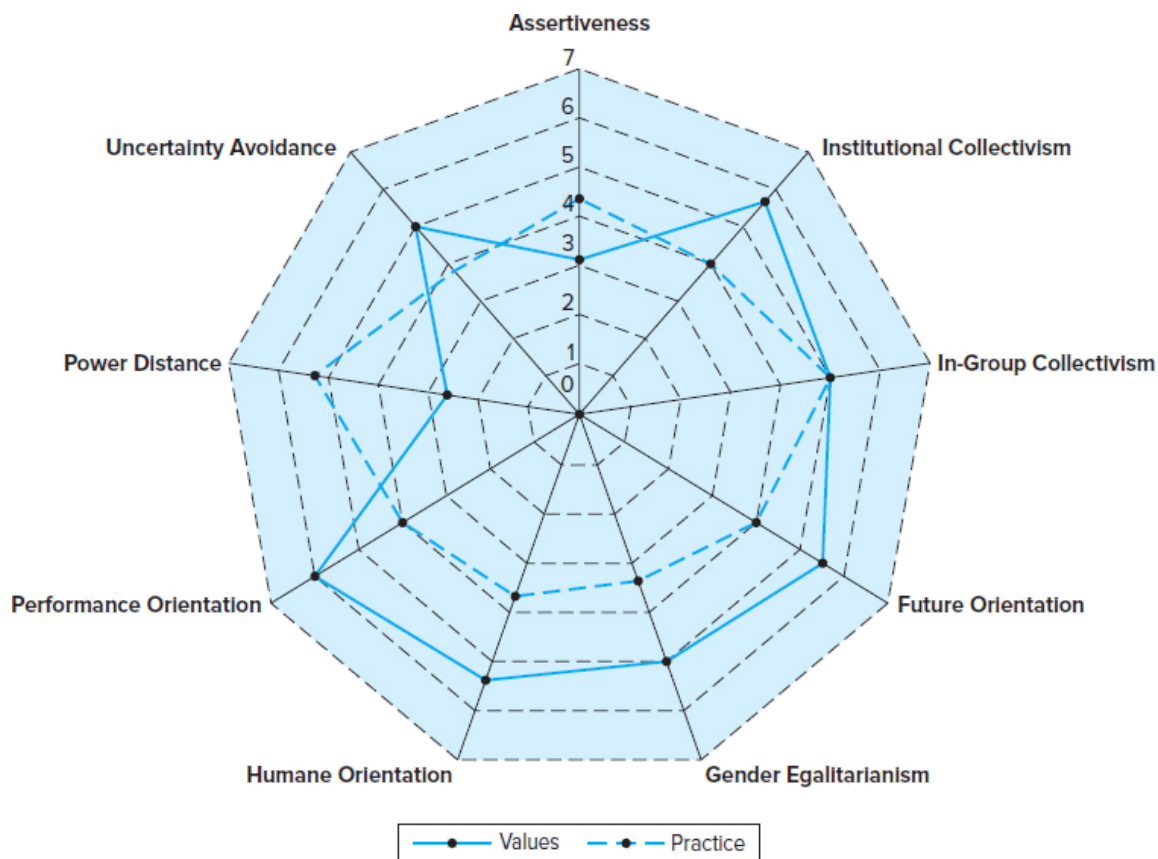


Figure 4-11

Comparing Values and Practices in Brazil

Source: Original graphic by Professor Jonathan Doh based on data from Hofstede, Geert. *Cultures and Organizations: Software of the Mind*. New York: McGraw-Hill, 2005, and the GLOBE project research.

GLOBE Country Analysis

The initial results of the GLOBE analysis are presented in [Table 4-8](#). The GLOBE analysis corresponds generally with those of Hofstede and Trompenaars, although with some variations resulting from the variable definitions and methodology. Hofstede critiqued the GLOBE analysis, pointing out key differences between the research methods; Hofstede was the sole researcher and writer of his findings, while GLOBE consisted of a team of perspectives; Hofstede focused on one institution and surveyed employees, while GLOBE interviewed managers across many corporations; and so on. The disparity of the terminology between these two, coupled with the complex research, makes it challenging to compare and fully reconcile these two approaches.⁶⁴ Other assessments have pointed out that Hofstede may have provided an introduction to the psychology of culture, but further research is necessary in this changing world. The GLOBE analysis is sometimes seen as complicated, but so are cultures and perceptions. An in-depth understanding of all facets of culture is difficult, if not impossible, to attain, but GLOBE provides a current, comprehensive overview of general stereotypes that can be further analyzed for greater insight.^{65,66}

Table 4-8

Globe Phases One, Two, and Three

--

Purpose	Method	Design Strategy	Major Results
<p>GLOBE Phases One and Two</p> <ul style="list-style-type: none"> Design and implement multiphase and multimethod program to examine the relationship between national culture, leadership effectiveness, and societal phenomena Identify leadership attributes critical for outstanding leadership Develop societal culture questionnaire Develop leadership questionnaire 	<ul style="list-style-type: none"> Involve a total of over 160 researchers from 62 national societies in the research project Conduct individual and focus group interviews with mid-level managers in domestic organizations Check items for relevance and understandability Survey over 17,000 managers representing 951 organizations in 62 cultures 	<ul style="list-style-type: none"> Employ rigorous psychometric assessment procedures for scale items Translate and back translate survey instruments in each country Conduct pilot tests in several countries Control for common source error in research design Use rigorous statistical procedures to ensure scales can be aggregated and reliable Assess cultures and organizations on practices (i.e., as is) and values (should be) HLM used to test hypotheses (culture to leadership at organizational and societal level) 	<ul style="list-style-type: none"> Validation of culture and leadership scales Ranking of 62 societal cultures on 9 culture dimensions Grouping of 62 cultures into 10 culture clusters Creation of 21 primary leadership and 6 global leadership scales Determination of relationships between culture dimensions and leadership dimensions Determination of universally desirable and culturally specific leadership qualities (i.e., CLTs)
<p>GLOBE Phase Three</p> <ul style="list-style-type: none"> Determine the manner in which national culture influences executive leadership processes Examine the relationship between leadership expectations (CLTs) and CEO behavior Examine the relationship between CEO leadership behavior and effectiveness Determine which CEO leadership behaviors are most effective 	<ul style="list-style-type: none"> Involve more than 40 researchers in 24 countries Seventeen of the 24 countries completed phases one and two in addition to phase three. Interviews and surveys were conducted for 40 CEOs within each country. A total of more than 1,000 CEOs and 5,000 of their direct reports were respondents in the project. Previously defined leadership qualities from phases one and two (i.e., CLTs) were converted into behavioral leadership items and combined into scales for phase three. 	<ul style="list-style-type: none"> Between six and nine direct reports of each CEO assessed the CEO's leadership behaviors, personal reactions, and firm performance. Common method and response variance eliminated through research design Internally oriented top management team (TMT) outcomes included commitment, effort, and team solidarity. Externally oriented firm outcomes included competitive sales performance, competitive ROI, and competitive domination of the industry. 	<ul style="list-style-type: none"> Leaders tend to behave in a manner expected within their country. Cultural values do NOT have a direct effect on CEO behavior; rather, the effect is indirect through CLTs (culturally endorsed theory—i.e., leadership expectations). Both the fit of CEO behaviors (to expectations) and degree of leadership behavior predict effectiveness. Superior and inferior CEOs exhibit different patterns of behavior within their country.

Source: Dorfman, Peter, Mansour Javidan, Paul Hanges, Ali Dastmalchian, and Robert House. "GLOBE: A Twenty Year Journey into the Intriguing World of Culture and Leadership." *Journal of World Business* 47 (2012): 505.

We will explore additional implications of the GLOBE findings Page 147 as they relate to cross-cultural perspectives in [Chapter 5](#) and managerial leadership in [Chapter 13](#).



The World of International Management—Revisited

This chapter's opening World of International Management regarding the successes and failures of cross-border mergers by Du Pont, ABInBev, and Chrysler illustrates the importance of culture and how cultural differences may contribute to global management challenges. Cultural distance can influence both positively and negatively how decisions are made, reported, and resolved. Having read this chapter, you should understand the impact culture has on the actions of MNCs, including general management practices and

relations with employees and customers, and on maintaining overall reputation.

Recall the chapter opening discussion about the merger of Takeda and Shire and then draw on your understanding of Hofstede's and Trompenaars' cultural dimensions and the GLOBE project to answer the following questions: (1) What dimensions contribute to the differences between how Japanese and Irish workers address management problems, including operational or product flaws? (2) What are some ways that Japanese culture may affect operational excellence in a positive way? (3) How could managers from Ireland or other similar cultures adopt practices from Asian cultures when investing in those regions?

SUMMARY OF KEY POINTS

1. Culture is acquired knowledge that people use to interpret experience and generate social behavior. Culture also has the characteristics of being learned, shared, transgenerational, symbolic, patterned, and adaptive. There are many dimensions of cultural diversity, including centralized vs. decentralized decision making, safety vs. risk, individual vs. group rewards, informal vs. formal procedures, high vs. low organizational loyalty, cooperation vs. competition, short-term vs. long-term horizons, and stability vs. innovation.
2. Values are basic convictions that people have regarding what is right and wrong, good and bad, and important and unimportant. Research shows that there are both differences and similarities between the work values and managerial values of different cultural groups. Work values often reflect culture and industrialization, and

managerial values are highly related to success. Research shows that values tend to change over time and often reflect age and experience.

3. Hofstede originally identified and researched four major dimensions of culture: power distance, uncertainty avoidance, individualism, and masculinity. More recently, he added a fifth dimension, time orientation, and more recently yet, a sixth dimension, indulgence vs. restraint: Each will affect a country's political and social systems. The integration of these factors into two-dimensional figures can illustrate the complexity of culture's effect on behavior.
4. In recent years, researchers have attempted to cluster countries into similar cultural groupings to study similarities and differences. Through analyzing the relationship between two dimensions, as Hofstede illustrated, two-dimensional maps can be created to show how countries differ and where they overlap.
5. Research by Trompenaars has examined five relationship orientations: universalism vs. particularism, individualism vs. communitarianism, affective vs. neutral cultures, specific vs. diffuse cultures, and achievement vs. ascription cultures. Trompenaars also looked at attitudes toward time and toward the environment. The result is a wealth of information helping explain how cultures differ as well as practical ways in which MNCs can do business effectively in these environments. In particular, his findings update those of Hofstede while helping support the previous work by Hofstede on clustering countries.
6. Recent research undertaken by the GLOBE project has attempted to extend and integrate cultural attributes and variables as they relate

to managerial leadership and practice. The GLOBE project identified nine cultural dimensions through the study of middle managers from over 900 countries. These analyses confirm much of the Hofstede and Trompenaars research, with greater emphasis on differences in managerial leadership styles. Unique to the GLOBE project is the identification of both values, which represent how people think things should be, and practices, which represent how things actually are.

KEY TERMS

[achievement culture](#), 142
[ascription culture](#), 142
[collectivism](#), 144
[communitarianism](#), 141
[culture](#), 126
[diffuse culture](#), 142
[emotional culture](#), 142
[femininity](#), 134
[GLOBE](#), 132
[individualism](#), 133
[masculinity](#), 134
[neutral culture](#), 142
[particularism](#), 141
[power distance](#), 132
[specific culture](#), 142
[uncertainty avoidance](#), 132
[universalism](#), 141
[values](#), 130

REVIEW AND DISCUSSION QUESTIONS

1. What is meant by the term *culture*? In what way can measuring attitudes about the following help differentiate between cultures: centralized or decentralized decision making, safety or risk, individual or group rewards, high or low organizational loyalty, cooperation or competition? Use these attitudes to compare the United States, Germany, and Japan. Based on your comparisons, what conclusions can you draw regarding the impact of culture on behavior?
 2. What is meant by the term *values*? Are cultural values the same worldwide, or are there marked differences? Are these values changing over time, or are they fairly constant? How does your answer relate to the role of values in a culture?
- Page 150
3. What are the four major dimensions of culture studied by Geert Hofstede? Identify and describe each. What is the cultural profile of the United States? Of Asian countries? Of Latin American countries? Of Latin European countries? Based on your comparisons of these four profiles, what conclusions can you draw regarding cultural challenges facing individuals in one group when they interact with individuals in one of the other groups? Why do you think Hofstede added the fifth dimension of time orientation and the sixth dimension related to indulgence versus restraint?
 4. As people engage in more international travel and become more familiar with other countries, will cultural differences decline as a roadblock to international understanding, or will they continue to be a major barrier? Defend your answer.

5. What are the characteristics of each of the following pairs of cultural characteristics derived from Trompenaars' research: universalism vs. particularism, neutral vs. emotional cultures, specific vs. diffuse cultures, achievement vs. ascription cultures? Compare and contrast each pair.
6. How did project GLOBE build on and extend Hofstede's analysis? What unique contributions are associated with project GLOBE?
7. In what way is time a cultural factor? In what way is the need to control the environment a cultural factor? Give an example for each.

INTERNET EXERCISE: RENAULT-NISSAN IN SOUTH AFRICA

The Renault-Nissan alliance, established in March 1999, was the first industrial and commercial partnership of its kind involving a French company and a Japanese company. The alliance invested more than 1 billion rand in upgrading Nissan's manufacturing plant in Rosslyn, outside Pretoria, South Africa, to increase output and produce the Nissan NP200 pickup and the Renault Sandero for the South African market. Visit the Renault-Nissan website at <https://www.renault.co.uk> to see where factories reside for each car group. Compare and contrast the similarities and differences between these markets. Then answer these three questions: (1) How do you think cultural differences affect the way the firm operates in South Africa versus France versus Japan? (2) In what way is culture a factor in auto sales? (3) Is it possible for a car company to transcend national culture and produce a global automobile that is accepted by people in every culture? Why or why not?

ENDNOTES

1. Preetika Ranam, “Takeda Wins Shareholder Approval for Its Shire Megadeal,” *Wall Street Journal*, December 5, 2018, <https://www.wsj.com/articles/takeda-wins-shareholder-approval-for-its-62-billion-shire-bid-1543982265>.
2. Ellen Kullman, “DuPont’s CEO on Executing a Complex Cross-Border Acquisition,” *Harvard Business Review*, July–August 2012, <https://hbr.org/2012/07/duponts-ceo-on-executing-a-complex-cross-border-acquisition>.
3. Ibid.
4. Ibid.
5. Ibid.
6. Ibid.
7. Bill Vlasic and Bradley A. Stertz, *Taken for a Ride: How Daimler-Benz Drove Off with Chrysler* (New York: Wiley, 2000).
8. Dorothee Ostle, “The Culture Clash at DaimlerChrysler Was Worse Than Expected,” *Automotive News Europe*, November 22, 1999, <http://europe.autonews.com/article/19991122/ANE/911220842/the-culture-clash-at-daimlerchrysler-was-worse-than-expected>.
9. Ibid.
10. Ellen Kullman, “DuPont’s CEO on Executing a Complex Cross-Border Acquisition,” *Harvard Business Review*, July–August 2012, <https://hbr.org>.

11. Chad Bray, “Anheuser-Busch InBev Completes Agreement for SABMiller,” *New York Times*, November 12, 2015, B1.
12. “The Year That Was: Anheuser-Busch InBev,” *Forbes*, January 26, 2017,
<https://www.forbes.com/sites/greatspeculations/2017/01/26/the-year-that-was-anheuser-busch-inbev/#4fe083a01558>.
13. Lisa Brown, “A-B InBev Finalizes \$100B Billion Acquisition of SABMiller, Creating World’s Largest Beer Company,” *Chicago Tribune*, October 11, 2016,
<http://www.chicagotribune.com/business/ct-megabrew-ab-inbev-sabmiller-merger-20161010-story.html>.
14. Mike Snider, “DOJ Approves Anheuser-Busch InBev’s \$107 Billion Deal for SABMiller,” *USA Today*, July 20, 2016,
<https://www.usatoday.com/story/money/business/2016/07/20/report-doj-ok-ab-inbev-sabmiller-deal/87347546>.
15. “Asahi Forks over \$7.8 Billion for 5 of AB InBev’s Beer Brands,” *Fortune*, December 13, 2016,
<http://fortune.com/2016/12/13/asahi-ab-inbev-beer-deal>.
16. “AB InBev to sell SABMiller Stake in China’s Snow Beer,” *Chicago Tribune*, March 2, 2016,
<https://www.chicagotribune.com/business/ct-ab-inbev-snow-beer-20160302-story.html>.
17. Alasdair Reilly and Tessa Walsh, “AB InBev Backs SABMiller Buy with Record \$75 Billion Loan,” Reuters, November 2015,
<https://www.reuters.com/article/us-abinbev-loans/ab-inbev-backs-sabmiller-buy-with-record-75-billion-loan-idUSKCN0T019E20151113>.

18. Thomas Buckley, “AB InBev Plunges as Brewer Cuts Dividend Payout in Half,” *Bloomberg*, October 25, 2018, <https://www.bloomberg.com/news/articles/2018-10-25/ab-inbev-cuts-dividend-in-half-as-earnings-miss-estimates>.
19. Saabira Chaudhuri, “AB InBev Slashes Dividend as Beer Remains out of Favor,” *Wall Street Journal*, October 25, 2018, <https://www.wsj.com/articles/ab-inbev-halves-dividend-as-beer-remains-out-of-favor-1540456422>.
20. Ann Crotty, “How the Froth Vanished from AB InBev,” *Financial Mail*, November 1, 2018, <https://www.businesslive.co.za/fm/fm-fox/2018-11-01-how-the-froth-vanished-from-ab-inbev/>.
21. “Emerging Markets to Drive Growth for Anheuser-Busch,” *Forbes*, May 7, 2018, <https://www.forbes.com/sites/greatspeculations/2018/05/07/emerging-markets-to-drive-growth-for-anheuser-busch>.
22. Pat Joynt and Malcolm Warner, “Introduction: Cross-Cultural Perspectives,” in *Managing across Cultures: Issues and Perspectives*, ed. Pat Joynt and Malcolm Warner (London: International Thomson Business Press, 1996), 3.
23. For additional insights, see Gerry Darlington, “Culture—a Theoretical Review,” in *Managing Across Cultures*, ed. Joynt and Warner, 33–55.
24. Fred Luthans, *Organizational Behavior*, 7th ed. (New York: McGraw-Hill, 1995), 534–35.
25. Gary Bonvillian and William A. Nowlin, “Cultural Awareness: An Essential Element of Doing Business Abroad,” *Business*

Horizons, November/December 1994, 44–54.

26. Roger E. Axtell, ed. *Do's and Taboos around the World*, 2nd ed. (New York: Wiley, 1990), 3.
27. Alfons Trompenaars and Charles Hampden-Turner, *Riding the Waves of Culture: Understanding Cultural Diversity in Global Business*. (New York: McGraw-Hill, 1998).
28. George W. England, "Managers and Their Value Systems: A Five-Country Comparative Study," *Columbia Journal of World Business* (Summer 1978): 39.
29. A. Reichel and D. M. Flynn, "Values in Transition: An Empirical Study of Japanese Managers in the U.S.," *Management International Review* 23, no. 4 (1984): 69–70.
30. Yumiko Ono and Bill Spindle, "Japan's Long Decline Makes One Thing Rise: Individualism," *Wall Street Journal*, December 29, 2000, A1, A4.
31. Sang M. Lee and Suzanne J. Peterson, "Culture, Entrepreneurial Orientation, and Global Competitiveness," *Journal of World Business* 35, no. 4 (2000): 411–12.
32. Jeremy Page, "Why China Is Turning Back to Confucius," *Wall Street Journal*, September 20, 2015, <https://www.wsj.com/articles/why-china-is-turning-back-to-confucius-1442754000>.
33. Geert Hofstede, *Culture's Consequences: International Differences in Work-Related Values* (Beverly Hills, CA: Sage, 1980).
34. *Ibid.*, 251–52.

35. Ibid.
36. Geert Hofstede, “National Culture,” <https://www.hofstede-insights.com/models/national-culture>.
37. Geert Hofstede and Michael Bond, “The Need for Synergy among Cross-Cultural Studies,” *Journal of Cross-Cultural Psychology*, December 1984, p. 419.
38. Anant R. Negandhi and S. Benjamin Prasad. *Comparative Management*. (New York: Appleton-Century-Crofts, 1971).
39. For additional insights, see Mark F. Peterson et al., “Role Conflict, Ambiguity, and Overload: A 21-Nation Study,” *Academy of Management Journal* (June 1995): 429–52.
40. Hofstede, *Culture’s Consequences*.
41. Ibid.
42. Ibid.
43. Also see Chao C. Chen, Xiao-Ping Chen, and James R. Meindl, “How Can Cooperation Be Fostered? The Cultural Effects of Individualism-Collectivism,” *Academy of Management Review* 23, no. 2 (1998): 285–304.
44. Geert Hofstede, *Cultures and Organizations: Software of the Mind* (New York: McGraw-Hill, 1997).
45. Ibid.
46. Ibid.
47. Geert Hofstede, “Dimensionalizing Cultures: The Hofstede Model in Context,” *Online Readings in Psychology and Culture*, Unit 2 (2011), <http://scholarworks.gvsu.edu/orpc/vol2/iss1/8>.

48. Hofstede, “National Culture.”
49. Hofstede. “Dimensionalizing Cultures.”
50. Fons Trompenaars, *Riding the Waves of Culture: Understanding Diversity in Global Business* (New York: Irwin, 1994), 10.
51. Talcott Parsons, *The Social System* (New York: Free Press, 1951).
52. Also see Lisa Hoeklin, *Managing Cultural Differences* (Workingham, U.K.: Addison-Wesley, 1995).
53. Peter Dorfman, Mansour Javidan, Paul Hanges, Ali Dastmalchian, and Robert House, “GLOBE: A Twenty Year Journey into the Intriguing World of Culture and Leadership,” *Journal of World Business* 47 (2012): 504–18.
54. Ibid.
55. Mansour Javidan and Robert House, “Leadership and Cultures around the World: Findings from GLOBE: An Introduction to the Special Issue,” *Journal of World Business* 37, no. 1 (2002): 1–2.
56. Robert House, Paul J. Hanges, Mansour Javidan, Peter W. Dorfman, and Vipin Gupta, *Culture, Leadership, and Organizations: The GLOBE Study of 62 Societies* (London: Sage, 2004).
57. Kwong Leung, “Editor’s Introduction to the Exchange between Hofstede and GLOBE,” *Journal of International Business Studies* 37 (2006), p. 881.
58. Dorfman et al., “GLOBE: A Twenty Year Journey into the Intriguing World of Culture and Leadership.”

59. House et al., *Culture, Leadership, and Organizations: The GLOBE Study*.
60. Mansour Javidan and Robert House, “Cultural Acumen for the Global Manager: Lessons from Project GLOBE,” *Organizational Dynamics* 29, no. 4 (2001): 289–305.
61. Robert House, Mansour Javidan, Paul Hanges, and Peter Dorfman, “Understanding Cultures and Implicit Leadership Theories across the Globe: An Introduction to Project GLOBE,” *Journal of World Business* 37, no. 1 (2002): 3–10.
62. Ibid.
63. David A. Waldman, Mary Sully de Luque, et al., “Cultural and Leadership Predictors of Corporate Social Responsibility Values of Top Management: A GLOBE Study of 15 Countries,” *Journal of International Business Studies* 37 (2006): 823–37.
64. Geert Hofstede, “What Did GLOBE Really Measure? Researchers’ Minds versus Respondents’ Minds,” *Journal of International Business Studies* 37 (2006): 882–96.
65. P. Christopher Earley, “Leading Cultural Research in the Future: A Matter of Paradigms and Taste,” *Journal of International Business Studies* 37 (2006): 922–31.
66. Peter B. Smith, “When Elephants Fight, the Grass Gets Trampled: The GLOBE and Hofstede Projects,” *Journal of International Business Studies* 37 (2006): 915–21.
67. CIA, “Kenya,” *The World Factbook*, 2019, <https://www.cia.gov/library/publications/resources/the-world-factbook/geos/ke.html>.

68. Ibid.
69. World Economic Outlook Database, “Kenya,” International Monetary Fund, July 2018, https://www.imf.org/external/pubs/ft/weo/2018/01/weodata/weo_selgr.aspx.
70. “Uhuru Kenyatta, 55, Wins Second Term as President of Kenya,” *Daily Nation*, August 11, 2017, <https://www.nation.co.ke/news/politics/Uhuru-Kenyatta-President-Elect-Kenya-Elections/1064-4053812-rolcs9/index.html>.
71. Katharine Houreld and Duncan Miriri, “Kenyan President Kenyatta wins 98 percent of vote in repeat election,” *Reuters*, October 30, 2017, <https://www.reuters.com/article/us-kenya-election-kenyatta/kenya-president-kenyatta-wins-98-percent-of-vote-in-repeat-election-commission-idUSKBN1CZ1SE>.
72. Peter Ndungu, “Infrastructure for Economic Growth and Shared Prosperity in Kenya: Addressing Infrastructure Constraints, Promoting Economic Growth, and Reducing Inequality,” The World Bank, July 21, 2016, <http://www.worldbank.org/en/results/2016/07/21/infrastructure-for-economic-growth-and-shared-prosperity-in-kenya-addressing-infrastructure-constraints-promoting-economic-growth-and-reducing-inequality>.
73. Jonathan Kaiman, “‘China Has Conquered Kenya’: Inside Beijing’s New Strategy to Win African Hearts and Minds,” *LA Times*, August 7, 2017, <http://www.latimes.com/world/asia/la-fg-china-africa-kenya-20170807-htlstory.html>.



In the International Spotlight

Kenya

The Republic of Kenya, bordering the Indian Ocean, Somalia, and Tanzania in eastern Africa, has experienced a tumultuous history since gaining independence from the United Kingdom in 1963. Single-party rule from 1963 until 1992 led to government corruption and an abuse of presidential power. Despite multiparty participation in government in the 1990s and 2000s, tensions continue to rise. The results of the 2007 elections were heavily disputed, leading to violent protests. In an attempt to bring stability to the political situation in Kenya, the National Assembly drafted a new constitution, which was overwhelmingly approved by voters in a 2010 referendum. The new constitution adds significant checks and balances to executive power and transfers significant power from the federal government to 47 counties.⁶⁷

Kenya is known for its biological and geographic diversity. The second highest mountain in Africa, Mount Kenya, sits near its southern border, and Lake Victoria is located on its western edge. With more than 48 million people, Kenya is experiencing rapid population growth. More than 40 percent of Kenyans are under the age of 15. Because of its

relative stability and its location neighboring Somalia, Kenya is an attractive destination for hundreds of thousands of refugees. The Dadaab refugee site in eastern Kenya is one of the largest refugee complexes worldwide.⁶⁸

Kenya is considered the economic hub of East Africa, averaging over 5 percent GDP growth for the last decade. The country boasts a growing entrepreneurial middle class, despite weak governance and high corruption. In 2018, Kenya's GDP stood at US\$80 billion. One-third of Kenya's economy is dependent on the agricultural sector, which provides employment for about 75 percent of the country. For this reason, frequent droughts have caused significant hardship for many Kenyans. High rates of unemployment and poverty persist in the country, but an increasingly educated population has led to an inflow of investments by companies like Facebook and Google. Kenya should be well positioned to embrace opportunities in the technology sector as infrastructure continues to improve.⁶⁹

Kenya still struggles with political challenges. Throughout 2017 and 2018, in response to a rise in acts of terror from Islamist group Al Shabaab, the Kenyan government implemented a larger police presence and curfews in the primarily Muslim coastal region of the country. Though that area had faced the brunt of the terrorist acts, regional leaders warned in May 2017 that parts of Kenya could be taken over completely by the group. Making matters worse, the presidential election of 2017 was disputed by challenger Ralia Odinga, who declared himself the "people's president" in an unofficial ceremony in Nairobi. The initial election results, in which President Uhuru Kenyatta won re-election with 54 percent of the popular vote, were nullified by the Supreme Court of Kenya, leading to increased uncertainty. New elections were held in

October 2017. President Kenyatta was again victorious, though voter participation was significantly lower than in the original election.^{70,71}

You Be the International Management Consultant

Kenya relies heavily on international financial institutions to finance its much needed infrastructure spending. Notably, Kenya has used funding from the World Bank to double its geothermal capacity, to add more than 2 million Kenyans to the electrical grid, to improve drainage in Mombasa, to construct a new terminal at Jomo Kenyatta International Airport in Nairobi, and to support road development. One country, in particular, that has spent considerable resources in Kenya is China. Significant funding for Kenya's railroad and telecommunications industries has been leveraged by Chinese creditors. Although most investments have been seen as a positive force that is helping drive Kenya's economic development, some fear that a new form of "empire building" is occurring. As of 2018, as much as two-thirds of Kenya's total external debt was held by Chinese companies.^{72,73}

Questions

1. If you were a consultant for the World Bank, what issues concerning Kenya's development would you recommend it prioritize?
2. What international ramifications could China's investment in Kenya have?
3. Should the World Bank attempt to steer the Kenyan government away from investments with individual nations?

Design Elements: Chess Icon, Globe Icon, People Icon: McGraw-Hill Global Education Holdings, LLC; World map vector: vectorlight/Shutterstock; World map background with globe: one AND only/Shutterstock



Chapter 5

MANAGING ACROSS CULTURES

OBJECTIVES OF THE CHAPTER

Traditionally, both scholars and practitioners assumed the universality of management. There was a tendency to take the management concepts and techniques that worked at home into other countries and cultures. It is now clear, from both practice and cross-cultural research, that this universality assumption, at least across cultures, does not hold up. Although there is a tendency in a borderless economy to promote a universalist approach, there is enough evidence from many cross-cultural researchers to conclude that the universalist assumption that may have held for U.S. organizations and employees is not generally true in other cultures.¹

The overriding purpose of this chapter is to examine how MNCs can and should manage across cultures. This chapter puts into practice [Chapter 4](#)'s discussion on the meaning and dimensions of culture and serves as a foundation and point of departure for [Chapters 8](#) and [9](#) on strategic management. The first part of this chapter addresses the traditional tendency to attempt to replicate successful home-country operations overseas without taking into account cultural differences. Next, attention is given to cross-cultural challenges, focusing on how differences can impact multinational management

strategies. Finally, the cultures in specific countries and geographic regions are examined. The specific objectives of this chapter are

1. **EXAMINE** the strategic dispositions that characterize responses to different cultures.
2. **DISCUSS** cross-cultural differences and similarities.
3. **REVIEW** cultural differences in select countries and regions and note some of the important strategic guidelines for doing business in each.

The World of International Management

Taking a Bite Out of Apple: Corporate Culture and an Unlikely Chinese Start-up

Since first introducing the iPhone over a decade ago, Apple has achieved tremendous success in the smartphone industry. User-friendly innovations, including the first touchscreen display, transformed the smartphone market. Through 2018, Apple sold over 1.4 billion iPhones, becoming one of the most admired and recognizable brands worldwide.² Though Apple has faced competition from traditional rivals Samsung and Motorola for several years, new competition from unexpected companies in developing markets is beginning to disrupt the smartphone market. Xiaomi, a Chinese start-up formed in 2010, is perhaps the largest and most successful of these new smartphone marketplace entrants. Xiaomi released its first phone in 2011; since then, sales have soared. In 2013, Xiaomi

surpassed Apple in terms of sales within China, the world's largest smartphone market. And by 2018, Xiaomi had become the fourth largest smartphone producer worldwide, leading the competition in both the Indian and Chinese markets.³

Though they are competing for the same customers, Apple and Xiaomi could not be more different. Their approaches to innovation, their supply chains, their product lines, and even their ideas about intellectual property rights are diametrically opposed. How have these two incredibly different companies achieved success, and will Xiaomi's corporate culture and accompanying strategy ultimately propel the company to rival Apple in the smartphone battle?

Individual versus the Collective

At Apple, individual achievement is highly regarded. Innovating for the company, as an individual, is expected and required. In fact, according to an urban legend, the late Steve Jobs allegedly once fired an employee in the elevator for not having an answer to the question "So what have you done for Apple lately?" Personal excellence is required by every employee, with an overall focus on end results and exceeding corporate goals.⁴ Internal competition, and challenging others, is strongly encouraged. Hierarchy exists, but individuals are encouraged to speak up if it means achieving a better, more innovative product. According to a former employee, "There's a mentality that it's okay to shred somebody in the spirit of making the best products."⁵

Collectivism and group achievement, on the other hand, permeate Xiaomi's corporate culture. From initial design to final production, collaboration between employees and the public is more celebrated

than individual creativity. Rather than developing innovations in secret, Xiaomi takes an unconventional approach to design by using crowd-sourcing as a key element of its strategy.⁶ End users provide input and feedback continuously to Xiaomi, shaping the direction in which Xiaomi takes its products. This feedback results in continual product evolution; rather than release new phones annually, like Apple, Xiaomi actually releases new, incrementally better smartphone models every week.⁷

Supply Chain Management

Apple has been able to maximize profits through its complex, yet carefully doctored, supply chain. To minimize costs, Apple outsources the majority of its production processes. Nearly a thousand factories produce components for Apple across the globe, with over 600 in Southeast Asia alone.⁸ As a result of its low manufacturing costs, Apple is able to sell iPhones with close to a 50 percent gross profit margin.⁹ Relinquishing its control over the manufacturing process, however, has led to some major negative consequences for Apple. A series of manufacturing bottlenecks caused a six-week delay in shipping the iPhone X in 2017, nearly missing the critical holiday retail season.¹⁰ Furthermore, the lack of control over its suppliers' actions has exposed Apple to criticism over human rights violations. Highly publicized worker suicides and alleged underage labor have tarnished Apple's image, even though the abuses occurred at the suppliers' facilities. In response, Apple has been forced to spend additional resources to educate its outsourced employees on their human rights.¹¹

Like Apple, Xiaomi works with a variety of suppliers throughout Asia to produce its products. A key advantage for Xiaomi's approach to its supply chain, however, is its unique ability to adjust production to meet demand. To achieve this, Xiaomi maintains a strict policy with its suppliers that demand alone drives the production quantity. This has allowed for great flexibility in its supply. For example, in 2015, Xiaomi was able to set the world record for most smartphones sold in 24 hours when it sold and shipped 2.1 million units. To keep costs low along its supply chain, Xiaomi sells its products for longer periods of time than its competitors, reducing production expenses over the life of the product. While Apple and other competitors retire their products nearly every year, Xiaomi continues to manufacture the same phone for nearly two years.¹² This flexibility also lowers inventory carrying costs. Xiaomi owns no warehouses for long-term inventory holding, considering itself more of an Internet-based merchant.¹³

Product Focus

Apple is dedicated to maintaining first-mover advantage. As a result, Apple focuses narrowly on a few key products, with little variation in features and price. The iPhone, for example, is the only phone offered by Apple. When purchasing the latest Apple product, customers know that they are buying the most current technology on the market. By continually being the first to market with new technology, Apple is able to maintain a loyal customer base that is willing to put up with minor defects and flaws in design. This narrow product focus has created a trendy "brand" image for the company. However, by offering only one product line, Apple sacrifices sales to potential customers who are less concerned with the latest technology.

Knowing that it cannot compete for the first-mover customers who want the newest technology fastest, Xiaomi focuses on competing on price. Xiaomi aims to provide the best value in the marketplace to its customers by not sacrificing quality to meet consumer pricing demands; the hardware specifications of Xiaomi phones rival those of Apple and Samsung but remain at a fraction of the cost. Unlike Apple, Xiaomi offers a wide array of products at multiple price points. In fact, Xiaomi plans to introduce regionally specific models for every new market it enters. With dozens of different phone products, for example, customers can sacrifice features and the most current technology for a phone within their budget. Xiaomi is willing to quickly try multiple products, releasing slightly updated models nearly every week.¹⁴

Intellectual Property

Apple, as a company that differentiates itself through innovation, values its intellectual property as an important asset. This culture starts at the top and permeates through the company: Steve Jobs alone was listed as the inventor on over 300 patents.¹⁵ Having spent millions in research and development for new technology and improved designs, Apple has accused Samsung and others of essentially stealing patent-protected technology. Apple has sued numerous companies over the past decade to protect its intellectual property. In 2010, Apple sued HTC over 20 patent infringements relating to its iPhone's hardware and software.¹⁶ In 2012 alone, Apple and Samsung launched over a dozen lawsuits against each other, primarily over patent infringements. Contested issues ranged from component technology to software design. Although the lawsuits cost

Apple millions of dollars to fight and were not settled until 2018, the prevention of intellectual property theft is critical to Apple's ability to innovate. According to Apple, protecting its patents allows it to provide "distinctive products that stand apart from the masses."¹⁷

Xiaomi's approach to intellectual property mirrors its collective approach to design; exclusivity and secrecy are not seen as important to its overall strategy. Little priority is placed on protecting its own intellectual property, and the company often skirts the line of violating other companies' intellectual property. For example, Xiaomi's "MiPad" looks like, operates similarly to, and mimics the naming of Apple's "iPad." In fact, Xiaomi will find it difficult, if not impossible, to sell its products in many markets without facing lawsuits due to patent violations. Most of the largest cell phone markets have strict intellectual property protections in place. Xiaomi holds only two patents from the United States, making it nearly impossible to defend itself against lawsuits from Apple and other cell phone producers. It has been estimated that if Xiaomi would need to spend as much as US\$100 million on lawsuits in the first two years if it were to start selling products in the United States.^{18,19}

Looking Forward—Which Strategy Is Working?

The first-mover advantage that Apple has leveraged since 2007 has begun to deliver diminishing returns. Growth in the smartphone market is increasingly occurring in developing markets, where the high-priced iPhone has trouble competing. By 2018, Apple had held only a 12 percent share of the global smartphone market.²⁰ Xiaomi, however, has maintained its market-leader status in both China and India,

holding a 9 percent market share globally, yet its intellectual property issues could prevent Xiaomi from ever being able to do business in places like the United States, and expensive lawsuits could cause serious financial trouble for the company. Whether or not Xiaomi can ultimately innovate on its own and prevail over rival Apple in the smartphone battle is unclear.

The cultural differences of Xiaomi and Apple highlight how, within the same industry, two companies can achieve success despite opposing strategies. This chapter provides insight into uncovering similarities and differences across cultures and using those insights to develop international management approaches that are effective and responsive to local cultures.

■ The Strategy for Managing across Cultures

As MNCs become more transnational, their strategies must address the cultural similarities and differences in their varied markets. A good example is provided by Renault, the French auto giant. For years, Renault manufactured a narrow product line, which it sold primarily in France. Because of this limited geographic market and the fact that its cars continued to have quality-related problems, the company's performance was, at best, mediocre. In an effort to improve profitability, Renault made a number of strategic decisions that dramatically changed the way it conducted business in foreign markets.

One key element of Renault's strategy was to acquire interest in established foreign automakers. Over the course of several years, Renault bought controlling stakes in Nissan Motors of Japan, Samsung Motors of South Korea, Dacia of Romania, and, most recently, AvtoVAZ of Russia. After establishing ownership in these well-known, foreign automakers, Renault

began strategically marketing its car models under whichever of its brands would be most familiar to the local market. A good example of this is seen through the Logan. Originally manufactured by Dacia, the Logan is a versatile sedan that many consider to be a “world car.” Renault is able to offer the Logan under either the Dacia, Renault, AvtoVAZ, or Nissan name, depending on the market. The Logan has now been sold in over three dozen countries across Western and Eastern Europe, Africa, Latin America, and western Asia.²¹

Another strategic move by Renault has been to leverage its partnership with Nissan to bring efficiency to its operations. This includes integrating its sales organizations with those of Nissan in Europe, thus creating one well-integrated, efficient sales force on the continent. Additionally, Renault decided to start producing Nissan models in its Brazilian plant, so that it can expand its South American offerings by more efficiently using current facilities. These decisions have led to continual growth and year-over-year improvements in sales and efficiency.²² The Renault–Nissan alliance has sought to foster multicultural management at all levels. Each year, more than 30 teams with Renault and Nissan employees from all regions and functions work together to identify synergies and best practices. Thousands of people with cross-cultural experience have been in collaboration since the beginning of the alliance.

Renault has also strategically targeted developing international Page 157 markets that provide the most potential for future growth. In 2015, Renault introduced the Kwid, an ultra-low-cost hatchback, for the Indian market. Unlike Tata’s Nano and other low-price cars introduced into the Indian market over the last several years, the Kwid is designed to offer features similar to those of more expensive cars, including good gas mileage, generous leg and head room, and attractive design. Initial pricing started at only US\$5,000.²³ In

2016, the Kwid was introduced to the Indonesian market, and, in 2017, Renault began offering a modified version of the Kwid in Brazil.

Addressing the cultural differences and similarities within different auto markets has resulted in renewed success for the once troubled Renault brand. In the first half of 2018, Renault Group sales grew by nearly 10 percent, representing record-high growth for the company.²⁴ Renault's experiences underscore the need to carefully consider different national cultures and practices when developing international strategies.

Strategic Predispositions

Most MNCs have a cultural strategic predisposition toward doing things in a particular way. Four distinct predispositions have been identified: ethnocentric, polycentric, regiocentric, and geocentric.

A company with an **ethnocentric predisposition** allows the values and interests of the parent company to guide strategic decisions. Firms with a **polycentric predisposition** make strategic decisions tailored to suit the cultures of the countries where the MNC operates. A **regiocentric predisposition** leads a firm to try to blend its own interests with those of its subsidiaries on a regional basis. A company with a **geocentric predisposition** tries to integrate a global systems approach to decision making. [Table 5-1](#) provides details of each of these orientations.

ethnocentric predisposition

A nationalistic philosophy of management whereby the values and interests of the parent company guide strategic decisions.

polycentric predisposition

A philosophy of management whereby strategic decisions are tailored to suit the cultures of the countries where the MNC operates.

regiocentric predisposition

A philosophy of management whereby the firm tries to blend its own interests with those of its subsidiaries on a regional basis.

geocentric predisposition

A philosophy of management whereby the company tries to integrate a global systems approach to decision making.

Table 5-1
Orientation of an MNC under Different Profiles

	Orientation of the Firm			
	Ethnocentric	Polycentric	Regiocentric	Geocentric
Mission	Profitability (viability)	Public acceptance (legitimacy)	Both profitability and public acceptance (viability and legitimacy)	Same as regiocentric
Governance	Top-down	Bottom-up (each subsidiary decides on local objectives)	Mutually negotiated between region and its subsidiaries	Mutually negotiated at all levels of the corporation
Strategy	Global integration	National responsiveness	Regional integration and national responsiveness	Global integration and national responsiveness
Structure	Hierarchical product divisions	Hierarchical area divisions, with autonomous national units	Product and regional organization tied through a matrix	A network of organizations (including some stakeholders and competitor organizations)
Culture	Home country	Host country	Regional	Global
Technology	Mass production	Batch production	Flexible manufacturing	Flexible manufacturing
Marketing	Product development determined primarily by the needs of home country customers	Local product development based on local needs	Standardized within region, but not across regions	Global product, with local variations
Finance	Repatriation of profits to home country	Retention of profits in host country	Redistribution within region	Redistribution globally
Personnel practices	People of home country developed for key positions everywhere in the world	People of local nationality developed for key positions in their own country	Regional people developed for key positions anywhere in the region	Best people everywhere in the world developed for key positions everywhere in the world

Source: Chakravarthy, Balaji S., and Howard V. Perimutter. "Strategic Planning for a Global Business." *Columbia Journal of World Business*, 1986.

If an MNC relies on one of these profiles over an extended time, Page 158 the approach may become institutionalized and greatly influence strategic planning. By the same token, a predisposition toward any of these profiles can

provide problems for a firm if it is out of step with the economic or political environment. For example, a firm with an ethnocentric predisposition may find it difficult to implement a geocentric strategy because it is unaccustomed to using global integration. Commonly, successful MNCs use a mix of these predispositions based on the demands of the current environment described in the chapters in [Part One](#).

Meeting the Challenge

Despite the need for and, in general, the tendency of MNCs to address regional differentiation issues, many MNCs remain committed to a [globalization imperative](#), which is a belief that one worldwide approach to doing business is the key to both efficiency and effectiveness. However, despite this predilection to use home strategies, effective MNCs are continuing their efforts to address local needs. A number of factors are moving companies to facilitate the development of unique strategies for different cultures, including

1. The diversity of worldwide industry standards such as those in broadcasting, where television sets must be manufactured on a country-by-country basis
2. A continual demand by local customers for differentiated products, as in the case of consumer goods that must meet local tastes
3. The importance of being an insider, as in the case of customers who prefer to “buy local”
4. The difficulty of managing global organizations, as in the case of some local subsidiaries that want more decentralization and others that want less

5. The need to allow subsidiaries to use their own abilities and talents and not be restrained by headquarters, as in the case of local units that know how to customize products for their market and generate high returns on investment with limited production output

globalization imperative

A belief that one worldwide approach to doing business is the key to both efficiency and effectiveness.

Responding to the cultural needs of local operations and customers, MNCs find that regional strategies can be used effectively in capturing and maintaining worldwide market niches. A good example is provided by appliance producer Whirlpool, which has manufacturing facilities spread across the United States. Each plant is specialized and produces a small number of products for the entire North American market; in this way, each can focus on tailoring products for the unique demands of the various markets.

The globalization versus national responsiveness challenge is even more acute when marketing cosmetics and other products that vary greatly in consumer use. For example, marketers sell toothpaste as a cosmetic product in Spain and Greece but as a cavity fighter in the Netherlands and United States. Soap manufacturers market their product as a cosmetic item in Spain but as a functional commodity in Germany. Moreover, the way in which the marketing message is delivered also is important. For example,

- Germans want advertising that is factual and rational; they fear being manipulated by “the hidden persuader.” The typical German spot features the standard family of two parents, two children, and grandmother.

- The French avoid reasoning or logic. Their advertising is predominantly emotional, dramatic, and symbolic. Spots are viewed as cultural events—art for the sake of money—and are reviewed as if they were literature or films.
- The British value laughter above all else. The typical broad, self-deprecating British commercial amuses by mocking both the advertiser and the consumer.²⁵

In some cases, however, both the product and the marketing message are similar worldwide. This is particularly true for high-end products, where the lifestyles and expectations of the market niche are similar regardless of the country. Heineken beer, Hennessey brandy, Porsche cars, and the *Financial Times* all appeal to consumer niches that are fairly homogeneous, regardless of geographic locale. The same is true at the lower end of the market for goods that are impulse purchases, novel products, or fast foods, such as Coca-Cola's soft drinks, Levi's jeans, pop music, and ice cream bars. In most cases, however, it is necessary to modify products as well as the market approach for the regional or local market. One analysis noted that the more marketers understand about the way in which a particular culture tends to view emotion, enjoyment, friendship, humor, rules, status, and other culturally based behaviors, the more control they have over creating marketing messages that will be interpreted in the desired way.

Why are some international firms successful, while others are not? Some of the main reasons are that successful multinational firms take a worldwide view of operations, support their overseas activities, pay close attention to political winds, and use local nationals whenever possible. These are the overall findings of a report that looked into the development of customized executive education programs. Specifically, there are 10 factors or guidelines that successful global firms seem to employ. Successful global competitors

1. See themselves as multinational enterprises and are led by a management team that is comfortable in the world arena
2. Develop integrated and innovative strategies that make it difficult and costly for other firms to compete
3. Aggressively and effectively implement their worldwide strategy and back it with large investments
4. Understand that innovation no longer is confined to the United States and develop systems for tapping innovation abroad
5. Operate as if the world were one large market rather than a series of individual, small markets
6. Have organization structures that are designed to handle their unique problems and challenges and thus provide them the greatest efficiency
7. Develop a system that keeps them informed about political changes around the world and the implications of these changes on the firm

8. Have management teams that are international in composition and thus better able to respond to the various demands of their respective markets
9. Allow their outside directors to play an active role in the operation of the enterprise
10. Are well managed and tend to follow such important guidelines as sticking close to the customer, having lean organization structures, and encouraging autonomy and entrepreneurial activity among the personnel

Sources: James F. Bolt, "Global Competitors: Some Criteria for Success," *Business Horizons*, January/February 1988, 34–41; Sheida Hodge, *Global Smarts: The Art of Communicating and Deal Making Anywhere in the World* (New York: Wiley, 2000); Alan S. Rugman and Richard M. Hodgetts, *International Business*, 2nd ed. (London: Pearson, 2000), [Chapter 1](#).

The need to adjust global strategies for regional markets presents three major challenges for most MNCs. First, an MNC must stay abreast of local market conditions and sidestep the temptation to assume that all markets are basically the same. Second, the MNC must know the strengths and weaknesses of its subsidiaries, so that it can provide these units with the assistance they need in addressing local demands. Third, the multinational must give the subsidiary more autonomy, so that it can respond to changes in local demands. The International Management in Action box "Ten Key Factors for MNC Success" provides additional insights into the ways that successful MNCs address these challenges.

■ Cross-Cultural Differences and Similarities

As you saw in [Chapter 4](#), cultures can be similar or quite different across countries. The challenge for MNCs is to recognize and effectively manage the similarities and differences. Generally, the way in which MNCs manage their home businesses often should be different from the way they manage their overseas operations.²⁶ After recognizing the danger for MNCs of drifting toward parochialism and simplification in spite of cultural differences, the discussion in this section shifts to some examples of cultural similarities and differences and how to effectively manage across cultures by a *contingency approach*.

Page 160

Parochialism and Simplification

Parochialism is the tendency to view the world through one's own eyes and perspectives. This can be a strong temptation for many international managers, many of whom come from advanced economies and believe that their state-of-the-art knowledge is more than adequate to handle the challenges of doing business in less developed countries. In addition, many of these managers have a parochial point of view fostered by their back-ground.²⁷ A good example is provided by Randall and Coakley, who studied the impact of culture on successful partnerships in the former Soviet Union. Initially after the breakup of the Soviet Union, the republics called themselves the Commonwealth of Independent States (CIS). Randall and Coakley found that while outside MNC managers typically entered into partnerships with CIS enterprises with a view toward making them efficient and profitable, the CIS managers often brought a different set of priorities to the table.

parochialism

The tendency to view the world through one's own eyes and perspectives.

Commenting on their research, Randall and Coakley noted that the way CIS managers did business was sharply different from that of their American counterparts. CIS managers were still emerging from socially focused cultural norms embedded in their history, past training, and work experiences that emphasized strategic values unlike those that existed in an international, market-driven environment. For example, while an excess of unproductive workers may lead American managers to lay off some individuals for the good of the company, CIS managers would focus on the good of the working community and allow the company to accept significant profit losses as a consequence. This led the researchers to conclude,

As behavioral change continues to lag behind structural change, it becomes imperative to understand that this inconsistency between what economic demands and cultural norms require manifests problems and complexities far beyond mere structural change. In short, the implications of the different perspectives on technology, labor, and production ... for potential partnerships between U.S. and CIS companies need to be fully grasped by all parties entering into any form of relationship.²⁸

Simplification is the process of exhibiting the same orientation toward different cultural groups. For example, the way in which a U.S. manager interacts with a British manager is the same way in which he or she behaves when doing business with an Asian executive. Moreover, this orientation reflects one's basic culture. [Table 5-2](#) provides an example, showing several widely agreed-on, basic cultural orientations and the range of variations for each. Asterisks indicate the dominant U.S. orientation. Quite obviously, U.S. cultural values are not the same as those of managers from other cultures; as a result, a U.S. manager's attempt to simplify things can result in erroneous behavior. Here is an example of a member of the purchasing department of a large European oil company who was negotiating an order with a Korean supplier:

At the first meeting, the Korean partner offered a silver pen to the European manager. The latter, however, politely refused the present for fear of being bribed (even though he knew about the Korean custom of giving presents). Much to our manager's surprise, the second meeting began with the offer of a stereo system. Again the manager refused, his fear of being bribed probably heightened. When he gazed at a piece of Korean china on the third meeting, he finally realized what was going on. His refusal had not been taken to mean "let's get on with business right away," but rather "If you want to get into business with me, you had better come up with something bigger."²⁹

simplification

The process of exhibiting the same orientation toward different cultural groups.

Table 5-2
Six Basic Cultural Variations

Orientations	Range of Variations
What is the nature of people?	Good (changeable/unchangeable) A mixture of good and evil* Evil (changeable/unchangeable)
What is the person's relationship to nature?	Dominant* In harmony with nature Subjugation
What is the person's relationship to other people?	Lineal (hierarchical)

Orientations	Range of Variations
	Collateral (collectivist)
	Individualist*
What is the modality of human activity?	Doing*
	Being and becoming
	Being
What is the temporal focus of human activity?	Future*
	Present
	Past
What is the conception of space?	Private*
	Mixed
	Public

Note: * indicates the dominant U.S. orientation.
Source: The work of Florence Rockwood Kluckhohn and Fred L. Stodtbeck.

Understanding the culture in which they do business can make international managers more effective.³⁰ Unfortunately, when placed in a culture with which they are unfamiliar, most international managers are not culturally knowledgeable, so they often misinterpret what is happening. This is particularly true when the environment is markedly different from the one from which they come. Consider, for example, the difference between the

cultures in Malaysia and the United States. Malaysia has what can be called a high-context culture, which possesses characteristics such as the following:

1. Relationships between people are relatively long lasting, and individuals feel deep personal involvement with each other.
2. Communication often is implicit, and individuals are taught from an early age to interpret these messages accurately.
3. People in authority are personally responsible for the actions of their subordinates, and this places a premium on loyalty to both superiors and subordinates.
4. Agreements tend to be spoken rather than written.
5. Insiders and outsiders are easily distinguishable, and outsiders typically do not gain entrance to the inner group.

Page 161

These Malaysian cultural characteristics are markedly different from those of low-context cultures such as the United States, which possess the following characteristics:

1. Relationships between individuals are relatively short in duration, and, in general, deep personal involvement with others is not valued greatly.
2. Messages are explicit, and individuals are taught from a very early age to say exactly what they mean.
3. Authority is diffused throughout the bureaucratic system, and personal responsibility is hard to pin down.
4. Agreements tend to be in writing rather than spoken.
5. Insiders and outsiders are not readily distinguished, and the latter are encouraged to join the inner circle.³¹

These differences are exacerbated by the fact that Malaysian culture is based on an amalgamation of diverse religions, including Hinduism, Buddhism, and Islam. The belief is pervasive that success and failure are the will of God, which may create issues with American managers attempting to make deals, as Malaysians will focus less on facts and more on intuitive feelings.

At the same time, it is important to realize that while there are Page 162 cultural differences, there also are similarities. Therefore, in managing across cultures, not everything is totally different. Some approaches that work at home also work well in other cultural settings.

Similarities across Cultures

When internationalization began to take off in the 1970s, many companies quickly admitted that it would not be possible to do business in the same way in every corner of the globe. There was a secret hope, however, that many of the procedures and strategies that worked so well at home could be adopted overseas without modification. This has proved to be a false hope. At the same time, some similarities across cultures have been uncovered by researchers. For example, a co-author of this text (Luthans) and his associates studied through direct observation a sample of managers in the largest textile factory in Russia to determine their activities. Like U.S. managers studied earlier, Russian managers carried out traditional management, communication, human resources, and networking activities. The study also found that, as in the United States, the relative attention given to the networking activity increased the Russian managers' opportunities for promotion, and that communication activity was a significant predictor of effective performance in both Russia and the United States.³²

Besides the similarities of managerial activities, another study at the same Russian factory tested whether organizational behavior modification (O.B.Mod.) interventions that led to performance improvements in U.S. organizations would do so in Russia.^{33,34} As with the applications of O.B.Mod. in the United States, Russian supervisors were trained to administer social rewards (attention and recognition) and positive feedback when they observed workers engaging in behaviors that contributed to the production of quality fabric. In addition, Russian supervisors were taught to give corrective feedback for behaviors that reduced product quality. The researchers found that this O.B.Mod. approach, which had worked so well in the United States, produced positive results in the Russian factory. They concluded that “the class of interventions associated with organizational behavior modification are likely to be useful in meeting the challenges faced by Russian workers and managers...”^{35,36}

In another cross-cultural study, this time using a large Korean sample, Luthans and colleagues analyzed whether demographic and situational factors identified in the U.S.-based literature had the same antecedent influence on the commitment of Korean employees.^{37,38} As in the U.S. studies, Korean employees’ position in the hierarchy, tenure in their current position, and age all related to organizational commitment. Other similarities with U.S. firms included the following: (1) As organizational size increased, commitment declined; (2) as structure became more employee-focused, commitment increased; and (3) the more positive the perceptions of organizational climate, the greater the employee commitment. The following conclusion was drawn:

This study provides beginning evidence that popular constructs in the U.S. management and organizational behavior literature should not be automatically dismissed as culture bound. Whereas some organizational behavior concepts and techniques do indeed seem to be culture specific ... a growing body of literature is demonstrating the ability to cross-culturally validate other concepts and techniques, such as behavior management. ... This study contributed to this cross-cultural

evidence for the antecedents to organizational commitment. The antecedents for Korean employees' organizational commitment were found to be similar to their American counterparts.³⁹

Many Differences across Cultures

We have stressed throughout the text how different cultures can be from one another and how important it is for MNCs to understand the points of disparity. Here, we look at some differences from a human resources perspective, a topic that will be covered in depth in [Chapter 14](#). We introduce human resource management (HRM) here as a way to illustrate that Page 163 the cultural foundations utilized in the selection of employees can further form the culture that international managers will oversee. In other words, understanding the HRM strategies before becoming a manager in the industry can aid in effective performance. The focus here is more from a socially cultural perspective; the organizational perspective will be discussed further in [Chapter 14](#).

Despite similarities between cultures in some studies, far more differences than similarities have been found. MNCs are discovering that they must carefully investigate and understand the culture where they intend to do business and modify their approaches appropriately. Sometimes these cultures are quite different from the United States—as well as from each other! One human resource management example has been offered by Trompenaars, who examined the ways in which personnel in international subsidiaries were appraised by their managers. The head office had established the criteria to be used in these evaluations but left the prioritization of the criteria to the national operating company. As a result, the outcome of the evaluations could be quite different from country to country because what was regarded as the most important criterion in one subsidiary could be ranked much lower on the evaluation list of another subsidiary. In the case of Shell Oil, for example, Trompenaars found that the firm was using a HAIRL system of appraisal. The

acronym stood for the five criteria (1) helicopter—the capacity to take a broad view from above; (2) analysis—the ability to evaluate situations logically and completely; (c) imagination—the ability to be creative and think outside the box; (4) reality—the ability to use information realistically; and (5) leadership—the ability to effectively galvanize and inspire personnel. When staff in Shell’s operating companies in four countries were asked to prioritize these five criteria from top to bottom, the results were as follows:

Netherlands	France	Germany	Britain
Reality	Imagination	Leadership	Helicopter
Analysis	Analysis	Analysis	Imagination
Helicopter	Leadership	Reality	Reality
Leadership	Helicopter	Imagination	Analysis
Imagination	Reality	Helicopter	Leadership

Quite obviously, personnel in the different operating companies were being evaluated differently. In fact, no two of the operating companies in the four countries had the same criterion at the top of their lists. Moreover, the criterion at the top of the list for operating companies in the Netherlands—reality—was at the bottom of the list for those in France; and the one at the top of the list in French operating companies—imagination—was at the bottom of the list of the Dutch firms. Similarly, the German operating companies put leadership at the top of the list and helicopter at the bottom, while the British companies did the opposite! In fact, the whole list for the Germans was in exactly the reverse order of the British list.⁴⁰

Other HRM differences can be found in areas such as wages, compensation, pay equity, and maternity leave. Here are some representative examples:

1. The concept of an hourly wage plays a minor role in Mexico. Labor law requires that employees receive a daily rate that is paid 365 days a year.

2. In Austria and Finland, employees are legally entitled to be given 25 days of paid vacation. In the United States, vacation time is not legally mandated.
3. California, New York, Massachusetts, and Oregon in the United States have legislated pay equity between male- and female-intensive jobs, although other states have not.
4. In Japan, compensation levels are determined by using the objective factors of age, length of service, and educational background rather than skill, ability, and performance. Performance does not count until after an employee reaches age 45.

5. In the United Kingdom, employees are allowed up to 52 weeks of maternity leave, and employers must provide partial pay for 39 of those weeks.
6. In 87 percent of large Swedish companies, the head of human resources is on the board of directors. [41,42,43,44](#)

Because of the diversity of HRM practices around the globe, MNCs need to modify their approaches when they go into these countries if they hope to be successful. Compensation plans, in particular, provide an interesting area of contrast across different cultures.

Drawing on the work of Hofstede (see [Chapter 4](#)), it is possible to link cultural clusters and compensation strategies. Each cluster requires a different approach to formulating an effective compensation strategy:

1. In Pacific Rim countries, incentive plans should be group-based. In high-masculinity cultures (Japan, Hong Kong, Malaysia, the Philippines, Singapore), high salaries should be paid to senior-level managers.

2. In EU nations such as France, Spain, Italy, and Belgium, compensation strategies should be similar. In the last two nations, however, significantly higher salaries should be paid to local senior-level managers because of the high masculinity index. In Portugal and Greece, both of which have a low individualism index, profit-sharing plans would be more effective than individual incentive plans, while in Denmark, the Netherlands, and Germany, personal-incentive plans would be highly useful because of the high individualism in these cultures.
3. In the United Kingdom, Ireland, and the United States, managers value their individualism and are motivated by the opportunity for earnings, recognition, advancement, and challenge. Compensation plans should reflect these needs.⁴⁵

[Figure 5-1](#) shows how specific HRM areas can be analyzed contingently on a country-by-country basis. Take, for example, the information on Japan. When it is contrasted with U.S. approaches, a significant number of differences are found. Recruitment and selection in Japanese firms often are designed to help identify those individuals who will do the best job over the long run. In the United States, people often are hired based on what they can do for the firm in the short run because many of them eventually will quit or be downsized. Similarly, the Japanese use a great deal of cross-training, while the Americans tend to favor specialized training. The Japanese use group performance appraisal and reward people as a group; at least traditionally, Americans use manager-subordinate performance appraisal and reward people as individuals. In Japan, unions are regarded as partners; in the United States, management and unions view each other in a much more adversarial way. Only in the area of job design, where the Japanese use a great deal of participative management and autonomous work teams, are the

Americans beginning to employ a similar approach. The same types of differences can be seen in the matrix of [Figure 5-1](#) among Japan, Germany, Mexico, and China.

These differences should not be interpreted to mean that one set of HRM practices is superior to another. In fact, research from Japan and Europe shows that these firms often have a higher incidence of personnel-related problems than do U.S. companies. [Figure 5-1](#) clearly indicates the importance of MNCs using a contingency approach to HRM across cultures. Not only are there different HRM practices in different cultures, but there also are different practices within the same cultures. For instance, one study involving 249 U.S. affiliates of foreign-based MNCs found that in general, affiliate HRM practices closely follow local practices when dealing with the rank and file but even more closely approximate parent-company practices when dealing with upper-level management.⁴⁶ In other words, this study found that a hybrid approach to HRM was being used by these MNCs.

Aside from the different approaches used in different countries, it is becoming clear that common assumptions and conventional wisdom about HRM practices in certain countries no longer are valid. For example, for many years, it was assumed that Japanese employees did not leave their jobs for work with other firms, that they were loyal to their first employer, and that it would have been virtually impossible for MNCs operating in Japan to recruit talent from Japanese firms. However, job-hopping among Japanese employees is becoming increasingly common, reaching a near all-time high in 2017. Perhaps most interesting is that this cultural shift is being driven by highly experienced employees who are in the middle of their careers.⁴⁷

	Japan	Germany	Mexico	China
Recruitment and selection	<ul style="list-style-type: none"> • Prepare for a long process. • Ensure that your firm is "here to stay." • Develop a trusting relationship with a recruit. 	<ul style="list-style-type: none"> • Obtain skilled labor from government-subsidized apprenticeship programs. 	<ul style="list-style-type: none"> • Use expatriates sparingly. • Recruit Mexican nationals at U.S. colleges 	<ul style="list-style-type: none"> • Recent public policy shifts encourage the use of sophisticated selection procedures.
Training	<ul style="list-style-type: none"> • Make substantial investment in training. • Use general training and cross-training. • Training is everyone's responsibility. 	<ul style="list-style-type: none"> • Reorganize and utilize apprenticeship programs. • Be aware of government regulations on training. 	<ul style="list-style-type: none"> • Use bilingual trainers. 	<ul style="list-style-type: none"> • Carefully observe existing training programs. • Utilize team training.
Compensation	<ul style="list-style-type: none"> • Use recognition and praise as motivators. • Avoid pay for performance. 	<ul style="list-style-type: none"> • Note high labor costs for manufacturing. 	<ul style="list-style-type: none"> • Consider all aspects of labor cost. 	<ul style="list-style-type: none"> • Use technical training as reward. • Recognize egalitarian values. • Use "more work, more pay" with caution.
Labor relations	<ul style="list-style-type: none"> • Treat unions as partners. • Allow time for negotiations. 	<ul style="list-style-type: none"> • Be prepared for high wages and short workweek. • Expect high productivity from unionized workers. 	<ul style="list-style-type: none"> • Understand changing Mexican labor law. • Prepare for increasing unionization of labor. 	<ul style="list-style-type: none"> • Tap large the pool of labor cities. • Lax labor laws may become more stringent.
Job design	<ul style="list-style-type: none"> • Include participation. • Incorporate group goal setting • Use autonomous work teams • Use uniform, formal approaches. • Encourage co-worker input. • Empower teams to make decisions. 	<ul style="list-style-type: none"> • Utilize works councils to enhance worker participation. 	<ul style="list-style-type: none"> • Approach participation cautiously. 	<ul style="list-style-type: none"> • Determine the employee's motives before implementing participation.

Figure 5-1

A Partially Completed Contingency Matrix for International Human Resource Management

Source: Luthans, Fred, Paul A. Marsnik, and Kyle W. Luthans. "A Contingency Matrix Approach to IHRM." *Human Resource Management Journal* 36, no. 2 (1997): 183–199.

These findings clearly illustrate one important point: Managing across cultures requires careful understanding of the local environment because common assumptions and stereotypes may not be valid. Cultural differences

must be addressed, and this is why cross-cultural research will continue to be critical in helping firms learn how to manage across cultures.^{48,49}

■ Cultural Differences in Selected Countries and Regions

As noted in [Part One](#) and in [Chapter 4](#), MNCs are increasingly active in all parts of the world, including the developing and emerging regions because of their recent growth and future potential. [Chapter 4](#) introduced the concept of country clusters, which is the idea that certain regions of the world have similar cultures. For example, the way that Americans do business in the United States is very similar to the way that the British do business in England. Even in this Anglo culture, however, there are pronounced differences, and, in other clusters, such as in Asia, these differences become even more pronounced. This section focuses on cultural highlights and differences in selected countries and regions that provide the necessary understanding and perspective for effective management across cultures.

Using the GLOBE Project to Compare Managerial Differences

Examination of the GLOBE project has resulted in an extensive breakdown of how managers behave and how different cultures can yield managers with similar perspectives in some realms, with quite divergent opinions in other sectors. One example, as illustrated in [Figure 5-2](#), shows how the value scores for managers in China compare to those of managers in the United States and Argentina. The web structure, based on factors such as individualism, consciousness of social and professional status, and risky behaviors, can be used to show both similarities and differences among multiple cultures at once, indicating potential areas of cultural

misunderstanding when conducting business. As can be seen through the web structure shown, Chinese managers typically score higher than their Argentine and U.S. counterparts in the area of uncertainty avoidance. This indicates that Chinese managers prefer structured situations, rules, and careful planning, while their counterparts in the U.S. and Argentina are more open to looser restrictions and more unplanned situations. When managers from the U.S. and Argentina are conducting business in a culture with high uncertainty avoidance preferences, like China, it is suggested that they give their employees a clear plan and a structural framework to complete their assigned tasks. Interestingly, all three countries score similarly low in the area of power distance, indicating that managers in these cultures prefer structures with less hierarchy and more equality—even if, in practice, the opposite is true within their country.⁵⁰

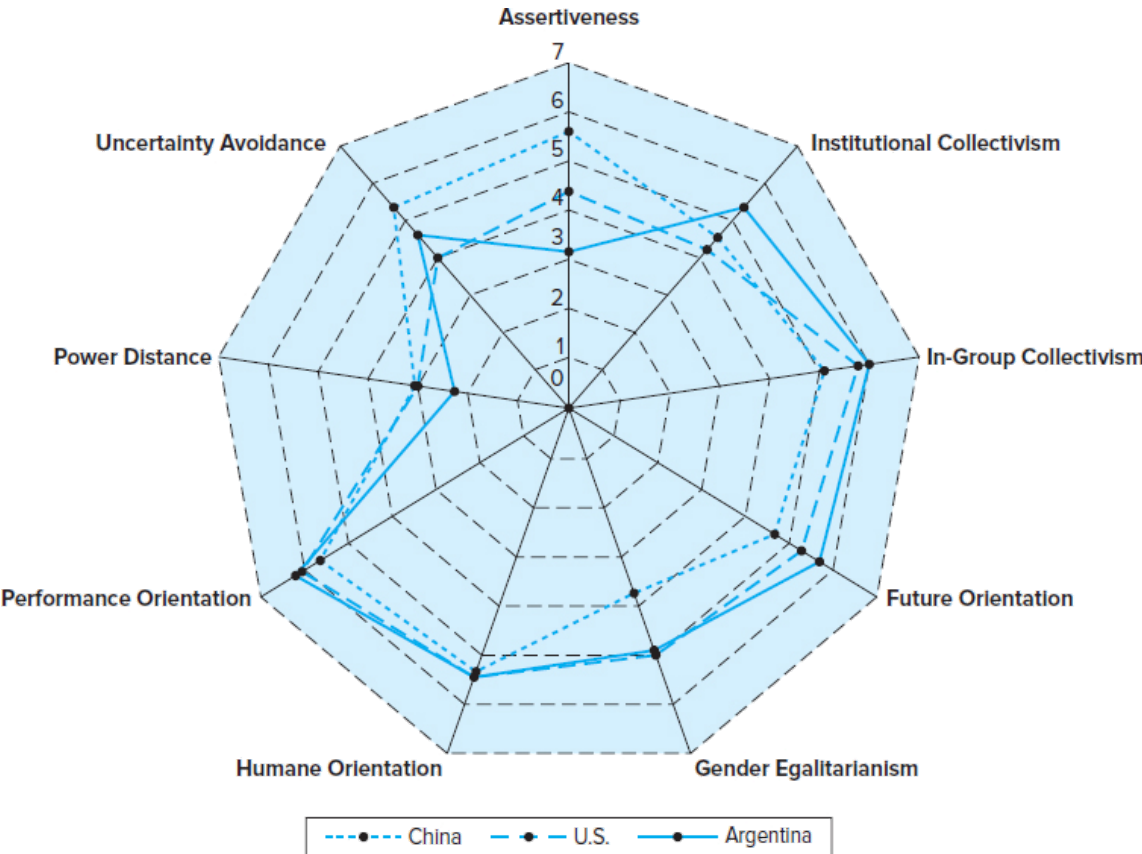


Figure 5-2

Source: Original graphic by Professor Jonathan Doh based on data from the GLOBE project research.

As shown in the figure, Chinese managers tend to value Page 167 assertiveness significantly more than managers from Argentina, indicating that aggressive or confrontational behavior in a business negotiation, for example, would not be viewed in a negative way by Chinese businesspeople but might by Argentine businesspeople. A Chinese businessperson may walk away from intense negotiation feeling as though things went well, while an Argentine counterpart across the table might view the same meeting as unproductive and detrimental.⁵¹

One interesting development is the increasing frequency of managers and executives from one part of the world assuming leadership roles in another. For example, in 2018, NTT Data Services named John McCain as the executive chairman of the board of directors, becoming the first non-Japanese board member in the company's history.⁵² He joins the ranks of the few, but increasing number of, foreign heads of Japanese firms, who now include Christophe Weber, CEO of Takeda Pharmaceutical Company; Brian Prince, chairman of Aozora Bank; and Eva Chen, CEO of Trend Micro. Foreign CEOs still face cultural difficulties, however. Brazilian Carlos Ghosn, for example, was removed as chairman at both Nissan and Mitsubishi in 2018 following allegations that he underreported his income and misused company funds. Because Japanese culture tends to favor executives who are humble, keep a low profile, and refuse the high salaries typical in other countries, Ghosn's alleged misdeeds, coupled with his extravagant personality, were seen as particularly offensive.⁵³ Another example can be seen at Nippon Sheet Glass, where American Craig Naylor resigned suddenly in 2012 after just two years as CEO. Naylor cited "fundamental disagreements with the board on

company strategy” as the key reason for his departure.⁵⁴ [Chapters 13](#) and [14](#) provide an in-depth discussion of leadership and human resource management across cultures, respectively. Because of the increasing importance of developing and emerging regions and countries in the global economy, knowledge of these contexts is more and more important for global managers. In a study by the China Europe International Business School’s Leadership Behavioral Laboratory and the Center for Creative Leadership, executives identified critical characteristics in their careers that contributed to their development as managers in emerging-markets settings. These included setting an example for junior employees and learning to thrive in unstable environments.⁵⁵ In addition, managers emphasized the importance of learning about their business and the emerging-markets environment, through formal classes, mentoring, and direct experience.

Managing Culture in Selected Countries and Regions

More specific insights into cultural practices specific to China, Russia, India, France, Brazil and the Arab countries are presented in this section. Before this discussion, however, it is important to note a word of caution on overgeneralizing about cultures. Businesspeople from all cultures are individuals with unique personalities and styles; there are always exceptions to the general cultural characteristics discussed in the following sections. Stereotyping in cross-cultural dealings is unwarranted. In this chapter, we review general cultural characteristics, but, from your own experience, you know the importance of an understanding of the particular individuals or situations you are dealing with.

Managing Culture in China The People’s Republic of China (China, for short) has had a long tradition of isolation. In 1979, Deng Xiaoping opened

this country to the world. Although his bloody 1989 put-down of protesters in Tiananmen Square was a definite setback for progress, China is rapidly trying to close the gap between itself and economically advanced nations and to establish itself as a power in the world economy. As noted in [Page 168 Chapter 1](#), China is actively trading in world markets, is a member of the WTO, and is a major trading partner of the United States. Despite this global presence, many U.S. and European multinationals still find that doing business in China can be a long, grueling process.^{56,57} Foreign firms still find it difficult to make a profit in China. One primary reason is that Western-based MNCs do not appreciate the important role and impact of Chinese culture.

Experienced executives report that the primary criterion for doing business in China is technical competence. For example, in the case of MNCs selling machinery, Chinese businesspeople tend to want to know exactly how the machine works, what its capabilities are, and how repairs and maintenance must be handled. Sellers must be prepared to answer these questions in precise detail. This is why successful multinationals send only seasoned engineers and technical people to China. They know that the questions to be answered will require both knowledge and experience, and young, fresh-out-of-school engineers will not be able to answer them.

A major cultural difference between China and many Western countries is the issue of time. Chinese culture tends to value punctuality, so it is important that those who do business with them arrive on time, as discussed in [Chapter 4](#). During meetings, such as those held when negotiating a contract, Chinese businesspeople may ask many questions and nod their assent at the answers. This nodding usually means that they understand or are being polite; it seldom means that they like what they are hearing and want to enter into a contract. For this reason, when dealing with Chinese businesspeople, one must keep in mind that patience is critically important. Chinese

businesspeople will make a decision in their own good time, and it is common for outside businesspeople to make several trips to China before a deal is finally concluded. Moreover, not only are there numerous meetings, but sometimes these are unilaterally canceled at the last minute and rescheduled. This often tries the patience of outsiders and is inconvenient in terms of rearranging travel plans and other problems.

Another important dimension of Chinese culture is **guanxi**, which means “good connections.”⁵⁸ In turn, these connections can result in such things as lower costs for doing business.⁵⁹ Yet guanxi goes beyond just lower costs. A 2017 study found that guanxi networking offered a number of potential benefits, including greater trust and increased business success.⁶⁰ In practice, guanxi resembles nepotism, where individuals in authority make decisions on the basis of family ties or social connections rather than objective indices.⁶¹ Additionally, outsiders doing business in China must be aware that Chinese people typically argue that they have the guanxi to get a job done, when in reality they may or may not have the necessary connections.

guanxi

In Chinese, “good connections.”

When conducting business in China, one must realize that the Chinese are a collective society in which people pride themselves on being members of a group. Chinese people are very proud of their collective economic accomplishments and want to share these feelings with outsiders. This is in sharp contrast to the situation in the United States and other Western countries, where individualism is highly prized. For this reason, one must never single out a Chinese employee and praise him or her for a particular quality, such as intelligence or kindness, because doing so may embarrass the individual in the presence of his or her peers. It is equally important to avoid using self-

centered conversation, such as excessive use of the word *I*, because it appears that the speaker is trying to single him- or herself out for special consideration.

In negotiations, reciprocity is important. If Chinese partners give concessions, they expect some in return. Additionally, it is common to find them slowing down negotiations to take advantage of Westerners' desire to conclude arrangements as quickly as possible. The objective of this tactic is to extract further concessions. Another common strategy used by Chinese businesspeople is to pressure the other party during final arrangements by suggesting that this counterpart has broken the spirit of friendship in which the business relationship originally was established. Again, through this strategy, the Chinese partners are trying to gain additional concessions. Because negotiating can involve a loss of face, it is common to find Chinese businesspeople carrying out the whole process through Page 169 intermediaries. This allows them to convey their ideas without fear of embarrassment.⁶² During negotiations, it is also important not to show excessive emotion of any kind. Anger or frustration, for example, is viewed as antisocial and unseemly. Negotiations should be viewed with a long-term perspective. Those who will do best are the ones who realize they are investing in a long-term relationship.⁶³

While these are the traditional behaviors of Chinese businesspeople, the transitioning economy (see [Chapter 1](#)) has also caused a shift in business culture, which has affected working professionals' private lives. Performance, which was once based on effort, is now being evaluated from the angle of results as the country continues to maintain its flourishing profits. While traditional Chinese culture focused on family first, financial and material well-being has become a top priority. This performance orientation has increased stress and contributed to growing incidence of burnout, depression, substance abuse, and other ailments. Some U.S. companies have

attempted to curb these psychological ailments by offering counseling; however, this service is not as readily accepted by Chinese culture. Instead of bringing attention to the “counseling” aspect, firms instead promote “workplace harmony” and “personal well-being services.”⁶⁴ This suggests that while some aspects of Chinese culture are changing, international managers must recognize the foundational culture of the country and try to deal with such issues according to local beliefs.

Managing Culture in Russia As pointed out in [Chapter 1](#), the Russian economy has experienced severe problems, and the risks of doing business there cannot be overstated. Recent tensions between the governments of Russia and the G7 nations, resulting from Russian intervention in Syria, the annexation of Crimea, and attempted interference in foreign elections, have made business dealings even more complicated. At the same time, however, by following certain guidelines, MNCs can begin to tap the potential opportunities.

When conducting business in Russia, it is important to build personal relationships with partners. Business laws and contracts do not mean as much in Russia as they do in the West. When there are contract disputes, there is little protection for the aggrieved party because of the time and effort needed to legally enforce the agreement. Detailed contracts can be hammered out later on; in the beginning, all that counts is friendship.

Local consultants can be valuable. Because the rules of business have changed so much in recent years, it pays to have a local Russian consultant working with the company. Russian expatriates often are not up to date on what is going on and, quite often, are not trusted by local businesspeople who have stayed in the country. So the consultant should be someone who has been in Russia all the time and understands the local business climate.

Ethical behavior in Europe and the United States is not always the same as in Russia. For example, it is traditional in Russia to give gifts to those with whom one wants to transact business, an approach that may be regarded as bribery in the United States. In recent years, large companies such as IKEA have faced repercussions in their home markets due to bribery allegations from their business conduct in Russia (see [Brief Integrative Case 4.1](#) at the end of [Part Four](#)).

When conducting business in Russia, businesspeople should be careful about compromising or settling things too quickly, as this is often seen as a sign of weakness. Because of the history of complexity during the Soviet Union days, Russians today tend to be suspicious of anything that is conceded easily. If agreements are not reached after a while, a preferred tactic on their part is to display patience and then wait it out. However, they will abandon this approach if the other side shows great patience because they will realize that their negotiating tactic is useless.⁶⁵

Conducting business in Russia requires careful consideration of cultural factors, and it often takes a lot longer than initially anticipated. However, the benefits may be worth the wait. And when everything is completed, there is a final cultural tradition that should be observed: Fix and reinforce the final agreements with a nice dinner together and an invitation to the Russians to visit your country and see your facilities.⁶⁶

Managing Culture in India In recent years, India has begun to attract the attention of large MNCs. Unsaturated consumer markets, coupled with cheap labor and production locations, have helped make India a desirable market for global firms. The government continues to play an important role in this process, although recently many of the bureaucratic restrictions have been lifted as India works to attract foreign investment and raise its economic growth rate.^{67,68} In addition, although most Indian

businesspeople speak English, many of their values and beliefs are markedly different from those in the West. Thus, understanding Indian culture is critical to successfully doing business in India.

Shaking hands with male business associates is almost always an acceptable practice. U.S. businesspeople in India are considered equals, however, and the universal method of greeting an equal is to press one's palms together in front of the chest and say, "Namaste," which means "greetings to you." Therefore, if a handshake appears to be improper, it always is safe to use "namaste."

For Western businesspeople in India, light weight and light colored business casual attire or, in more formal situations, business formal attire is the norm. Indian businesspeople, on the other hand, often will wear local dress. In many cases, this includes a dhoti, which is a single piece of white cloth (about 5 yards long and 3 feet wide) that is passed around the waist up to half its length and then the other half is drawn between the legs and tucked at the waist. Long shirts are worn on the upper part of the body. In some locales, such as Punjab, Sikhs will wear turbans, and well-to-do Hindus sometimes will wear long coats like the rajahs. This coat, known as a sherwani, is the dress recognized by the government for official and ceremonial wear. Foreign businesspeople are not expected to dress like locals, and, in fact, many Indian businesspeople will dress like Europeans. Therefore, it is unnecessary to adopt local dress codes.⁶⁹

Finally, it is important to remember that Indians are very tolerant of outsiders and understand that many are unfamiliar with local customs and procedures. Therefore, there is no need to make a phony attempt to conform to Indian cultural traditions. Making an effort to be polite and courteous is sufficient.⁷⁰

Managing Culture in France Many in the United States believe that it is more difficult to get along with the French than with other Europeans. This feeling probably reflects the French culture, which is markedly different from that in the United States. In France, one's social class is very important, and these classes include the aristocracy, the upper bourgeoisie, the upper-middle bourgeoisie, the middle, the lower middle, and the lower. Social interactions are affected by class stereotypes, and, during their lifetime, most French people do not encounter much change in social status. Additionally, the French are very status conscious, and they like to provide signs of their status, such as knowledge of literature and the arts; a well-designed, tastefully decorated house; and a high level of education.

In the workplace, many French people are not motivated by competition or the desire to emulate fellow workers. They often are accused of not having as intense a work ethic as, for example, Americans or Asians. Many French workers frown on overtime, and statistics show that on average they have the longest vacations in the world (four to five weeks annually). On the other hand, few would disagree that they work extremely hard in their regularly scheduled time and have a reputation for high productivity. Part of this reputation results from the French tradition of craftsmanship. Part of it also is accounted for by a large percentage of the workforce being employed in small, independent businesses, where there is widespread respect for a job well done. In general, French employees do not derive much motivation from professional accomplishment. Rather, they believe that quality of life is what really matters. As a result, they attach a great deal of importance to leisure time, and many are unwilling to sacrifice the enjoyment of life for dedication to work.

Most French organizations tend to be highly centralized and have rigid structures. As a result, it usually takes longer to carry out decisions. Because this arrangement is quite different from the more decentralized, flattened

organizations in the United States, both middle- and lower-level U.S. expatriate managers who work in French subsidiaries often find bureaucratic red tape a source of considerable frustration. There also are marked differences at the upper levels of management. In French companies, top managers have far more authority than their U.S. counterparts, and they are less accountable for their actions. While top-level U.S. executives must continually defend their decisions to the CEO or board of directors, French executives are challenged only if the company has poor performance. As a result, those who have studied French management find that French executives take a more autocratic approach.⁷¹

Managing Culture in Brazil Brazil is considered a Latin American country, but it is important to highlight this nation because some characteristics make it markedly different to manage as compared to other Latin American countries.⁷² Brazil was originally colonized by Portugal, and it remained affiliated with its parent country until 1865. Even though today Brazil is extremely multicultural, the country still demonstrates many attributes derived from its Portuguese heritage, including its official language. For example, the Brazilian economy was once completely centrally controlled, like those of many other Latin American countries, yet was motivated by such Portuguese influences as flexibility, tolerance, and commercialism.⁷³ This may be a significant reason behind its successful economic emergence.

Brazilian businesspeople tend to have a relaxed work ethic, often respecting those who inherit wealth and have strong familial roots over those seeking entrepreneurial opportunities. They view time in a very relaxed manner, so punctuality is not a strong suit in this country. Overall, the people are very good-natured and tend to avoid confrontation, yet they seek out risky endeavors.

In Brazil, physical contact is acceptable as a form of communication. Brazilian businesspeople tend to stand very close to others when having a conversation and touch the person's back, arm, or elbow as a greeting or sign of respect. Additionally, face-to-face interaction is preferred as a way to communicate, so avoid simply e-mailing or calling. Do not be surprised if business meetings begin anywhere from 10 to 30 minutes after the scheduled time because Brazilian culture tends to not be governed by the clock.

Appearance can be very important to Brazilian culture, as it will reflect both you and your company. When conducting business, men should wear conservative dark suits, shirts, and ties. Women should dress nicely but avoid too conservative or formal attire. Brazilian managers often wonder, for example, If Americans make so much money, why do they dress as if they were poor?

Patience is key when managing business in Brazil. Many processes, including negotiations, are longer and more drawn out than in other cultures. Expressing frustration or impatience and attempting to speed up procedures may lose the deal. The slow processes and relaxed atmosphere do not imply that it is acceptable to be ill-prepared. Presentations should be informative and expressive, and consistency is important. It is common for Brazilian businesspeople to bring a lot of people to attend negotiations, mostly to observe and learn. Subsequent meetings may include members of higher management, requiring a rehashing of information.^{74,75}

Managing Culture in Arab Countries The intense media attention given to the Syrian Civil War, the Iraq War, terrorist actions, and other continuing conflicts in the Middle East have perhaps revealed to everyone that Arab cultures are distinctly different from Anglo cultures.^{76,77} Europeans and Americans often find it extremely hard to do business in Arab countries, and a number of Arab cultural characteristics can be cited for this difficulty.

One such characteristic is the Arab view of time. In the United States, it is common to use the cliché “Time is money.” In Arab countries, a favorite expression is *Bukra insha Allah*, which means “Tomorrow if God wills,” an expression that explains the fatalistic approach to time common to many Arab cultures. As a result, if Arab businesspeople commit themselves to a Page 172 date in the future and fail to show up, they may feel no guilt or concern because they believe they have no control over time in the first place.

When conducting business in an Arab country, it is important to understand that culture generally holds that destiny depends more on the will of a supreme being than on the behavior of individuals. A higher power dictates the outcome of important events, so individual action is of little consequence. Also of importance is that in the culture of many Arab countries, social status is largely determined by family position and connections, not necessarily by accomplishments. This view helps explain why some Middle Easterners take great satisfaction in appearing to be helpless. This approach is quite different from that in the United States, where the strong tend to be compensated and rewarded. For example, if a person were ill, he or she would be relieved of responsibility until he or she had regained full health. In the interim, the rest of the group would go on without the sick person, and he or she could lose power.

In Arab countries, initial meetings typically are used to get to know the other party. Business-related discussions may not occur until the third or fourth meeting. Also, in contrast to the common perception among many Western businesspeople who have never been to an Arab country, it is not necessary to bring the other party a gift. If this is done, however, it should be a modest gift. A good example is a novelty or souvenir item from the visitor’s home country. Also, Arab businesspeople tend to attach a great deal of importance to status and rank. When meeting with them, one should pay deference to the senior person first. It also is important never to criticize or

berate anyone publicly. This causes the individual to lose face, and the same is true for the person who makes these comments. Mutual respect is required at all times.⁷⁸



The World of International Management— Revisited

Management at many companies and in many countries is becoming more and more multicultural, yet individual corporate cultures persist. Apple and Xiaomi, as discussed in the chapter opening World of International Management, are both examples of highly successful companies with radically different approaches to strategy and management. Apple prides itself on groundbreaking innovation, individual achievement, and excellence. At Xiaomi, the emphasis is on extending innovations and applications and on group achievement and collective responsibility, all geared toward companywide success. The two companies even take a very different approach to their supply chains, with Apple outsourcing the entirety of its production and only manufacturing its new phone models for about a year, while Xiaomi produces its new phone models for a longer period of time and maintains contracts with suppliers that can adjust production based on frequent changes in demand. In terms of products, Apple is a first mover with a universal product focus, while Xiaomi is a “fast follower” with a variety of phones for its different markets. In some ways, these two companies epitomize the cultures from which they emanate, but both are now global players.

Cross-border investments by Chinese, Indian, and other developing-country firms have prompted investing firms, especially in Europe and North

America, to more thoughtfully consider cultural issues as they seek to integrate local companies and employees into their global organizations. As we saw in [Chapter 4](#), East Asian, U.S., and Western European cultures differ on many dimensions, which may pose challenges for companies seeking to operate across these geographic/cultural boundaries.

Now that you have read this chapter, you should have a good understanding of the importance and the difficulties of managing across cultures. Using this knowledge as a platform, answer the following questions: (1) Which aspects of Apple's culture have helped it succeed in its global growth and which may have impeded it? (2) Which aspects of Xiaomi's culture have helped it succeed in its global growth and which may have impeded it? (3) How would you characterize Apple and Xiaomi in terms of the four basic strategic predispositions? (4) What might Apple learn from Xiaomi and Xiaomi learn from Apple?

SUMMARY OF KEY POINTS

1. One major problem facing MNCs is that they sometimes attempt to manage across cultures in ways similar to those of their home country. MNC dispositions toward managing across cultures can be characterized as (1) ethnocentric, (2) polycentric, (3) regiocentric, and (4) geocentric. These different approaches shape how companies adapt and adjust to cultural pressures around the world.
2. One major challenge when dealing with cross-cultural problems is that of overcoming parochialism and simplification. Parochialism is the tendency to view the world through one's own eyes and perspectives. Simplification is the process of exhibiting the same orientation toward different cultural groups. Another problem is that

of doing things the same way in foreign markets as they are done in domestic markets. Research shows that in some cases this approach can be effective; however, effective cross-cultural management more commonly requires approaches different from those used at home. One area where this is particularly evident is human resource management. Recruitment, selection, training, and compensation often are carried out in different ways in different countries, and what works in the United States may have limited value in other countries and geographic regions.

3. Doing business in various parts of the world requires the recognition and understanding of cultural differences. Some of these differences revolve around the importance the society assigns to time, status, control of decision making, personal accomplishment, and work itself. These types of cultural differences help explain why effective managers in China or Russia often are quite different from those in France, and why a successful style in the United States will not be ideal in Arab countries.

KEY TERMS

[ethnocentric predisposition](#), 157

[geocentric predisposition](#), 157

[globalization imperative](#), 158

[guanxi](#), 168

[parochialism](#), 160

[polycentric predisposition](#), 157

[regiocentric predisposition](#), 157

[simplification](#), 160

REVIEW AND DISCUSSION QUESTIONS

1. Define the four basic predispositions MNCs have toward their international operations.
2. If a locally based manufacturing firm with sales of US\$350 million decided to enter the EU market by setting up operations in France, which orientation would be the most effective: ethnocentric, polycentric, regiocentric, or geocentric? Why?
3. In what ways are parochialism and simplification barriers to effective cross-cultural management? In each case, give an example.
4. Many MNCs would like to do business overseas in the same way that they do business domestically. Do research findings show that any approaches that work well in the United States also work well in other cultures? If so, identify and describe two.
5. In most cases, local managerial approaches must be modified for doing business overseas. What are three specific examples that support this statement? Be complete in your answer.
6. What are some categories of cultural differences that help make one country or region of the world different from another? In each case, describe the value or norm and explain how it would result in different behavior in two or more countries. If you like, use the countries discussed in this chapter as your point of reference.

INTERNET EXERCISE: HAIER'S APPROACH

Haier is a China-based multinational corporation that sells a wide variety of commercial and household appliances in the international marketplace. These range from washers, dryers, and refrigerators to industrial heating and ventilation systems. Visit Haier's website at <http://eww.haier.net> and read about some of the latest developments in which the company is engaged: (1) What type of cultural challenges does

Haier face when it attempts to market its products worldwide? Is demand universal for all these offerings, or is there a “national responsiveness” challenge, as discussed in the chapter, that must be addressed? (2) Investigate the way in which Haier has adapted its products in different countries and regions, especially emerging markets. What are some examples? (3) In managing its far-flung enterprise, what are two cultural challenges that the company is likely to face and what will it need to do to respond to these?

ENDNOTES

1. Nancy J. Adler, *International Dimensions of Organizational Behavior*, 5th ed. (Cincinnati, OH: Southwestern, 2007).
2. David Pierce and Lauren Goode, “The Wired Guide to the iPhone,” *Wired*, December 7, 2018, <https://www.wired.com/story/guide-iphone>.
3. “Chinese Brand Xiaomi Bests Samsung and Micromax to Lead Indian Smartphone Market,” *Business Today*, November 1, 2018, <https://www.businesstoday.in/latest/chinese-brand-xiaomi-bests-samsung-and-micromax-to-lead-indian-smartphone-marke/story/287548.html>.
4. Dylan Love, “At Apple, They Really Are After You,” *Business Insider*, January 9, 2013, <https://www.businessinsider.com/apple-corporate-culture-2013-1>.
5. Adam Lashinsky, “This Is How Apple Keeps the Secrets,” *Fortune*, January 18, 2012, <http://fortune.com/2012/01/18/the-secrets-apple-keeps>.

6. Parmy Olson, "How China's Xiaomi Does in a Week What Apple Does in a Year: Update Devices," *Forbes*, October 22, 2013, <https://www.forbes.com/sites/parmyolson/2013/10/22/how-chinas-xiaomi-does-in-a-week-what-apple-does-in-a-year-update-devices/2/#15201d7b2c16>.
7. Ibid.
8. David M. Barreda, "Who Supplies Apple? (It's Not Just China)," *China File*, February 14, 2013, <http://www.chinafile.com/multimedia/infographics/who-supplies-apple-its-not-just-china-interactive-map>.
9. Dan Gallagher, "Apple: Time to Think Very Different," *Wall Street Journal*, January 4, 2019, <https://www.wsj.com/articles/apple-time-to-think-very-different-11546603200>.
10. Tripp Mickle, "Tim Cook Stumbles at His Specialty, Shipping Apple Products on Time," *Wall Street Journal*, January 6, 2018, <https://www.wsj.com/articles/apples-latest-trend-product-delays-1515148201>.
11. "Supplier Responsibility: 2018 Progress Report," Apple, https://www.apple.com/supplier-responsibility/pdf/Apple_SR_2018_Progress_Report.pdf.
12. "Xiaomi & the Supply Chain behind the World's Highest Valued Startup," *Elementum News*, April 16, 2015, <https://news.elementum.com/how-supply-chain-is-building-xiaomis-empire>.
13. Ibid.

14. Devindra Hardawar, “What China’s Xiaomi Can Teach Apple, Google, and the Western Tech World,” *Venture Beat*, September 1, 2013, <http://venturebeat.com/2013/09/01/what-xiaomi-can-teach-google-apple-and-the-western-tech-world>.
15. Miguel Helft and Shan Carter, “A Chief Executive’s Attention to Detail, Noted in 313 Patents,” *New York Times*, August 25, 2011, https://www.nytimes.com/2011/08/26/technology/apple-patents-show-steve-jobs-attention-to-design.html?_r=2.
16. Nick Bilton, “Bits: What Apple vs. HTC Could Mean,” *New York Times*, March 2, 2010, <http://bits.blogs.nytimes.com/2010/03/02/what-apple-vs-htc-could-mean>.
17. Leo Kelion, “Apple v Samsung Patent Verdict Reconsidered in Court,” *BBC*, December 6, 2012, <https://www.bbc.com/news/technology-20615376>.
18. Parmy Olson, “Xiaomi May Have a Major Patent Problem,” *Forbes*, January 29, 2015, <https://www.forbes.com/sites/parmyolson/2015/01/29/xiaomi-patent-problem/#37415e5322ec>.
19. Salvador Rodriguez, “Why Xiaomi Is Not Coming to America Anytime Soon: It Only Has 2 US Patents,” *International Business Times*, March 30, 2015, <https://www.ibtimes.com/why-xiaomi-not-coming-america-anytime-soon-it-only-has-2-us-patents-1863838>.
20. “Smartphone Rankings Shaken Up Once Again as Huawei Surpasses Apple, Moving into Second Position While Overall Market Declined 1.8% in Q2 2018, According to IDC,” IDC,

July 31, 2018, <https://www.idc.com/getdoc.jsp?containerId=prUS44188018>.

21. Luca Ciferri, “How Renault’s Low-Cost Dacia Has Become a ‘Cash Cow,’” *Automotive News Europe*, January 2, 2013, <http://europe.autonews.com/article/20130102/ANE/312259994/how-renaults-low-cost-dacia-has-become-a-cash-cow>.
22. Ibid.
23. M. Greeshma, “5 Reasons Why Renault Kwid Will Be a Game Changer,” *Economic Times of India*, September 26, 2015, <https://www.ibtimes.co.in/5-reasons-why-renault-kwid-will-be-game-changer-648139> www.ibtimes.co.in/5-reasons-why-renault-kwid-will-be-game-changer-648139.
24. “Renault Group Sales Grow by 9.8% with over 2.1 Million Vehicles Sold in H1 of 2018,” *Car and Bike*, July 16, 2018, <https://auto.ndtv.com/news/renault-group-sales-grow-by-9-8-with-over-2-1-million-vehicles-sold-in-h1-of-2018-1884331>.
25. Lisa Adent Hoecklin, *Managing Cultural Differences: Strategies for Competitive Advantage*. (Boston: Addison-Wesley, 1995), 98-99.
26. Marcy Beitle, Arjun Sethi, Jessica Milesko, and Alyson Potenza, “The Offshore Culture Clash,” *AT Kearney Executive Agenda* 11, no. 2 (2008): 32–39.
27. Matt Ackerman, “State St.: New Markets Key to Growth,” *American Banker*, May 3, 2004, 1.
28. Linda M. Randall and Lori A. Coakley. “Building a Successful Partnership in Russia and Belarus: The Impact of Culture on

Strategy.” *Business Horizons* 41, no. 2 (1998): 15–22.

29. Alfons Trompenaars and Charles Hampden-Turner. *Riding the Waves of Culture: Understanding Cultural Diversity in Global Business* (New York: McGraw-Hill, 1998).
30. See, for example, Anisya S. Thomas and Stephen L. Mueller, “A Case for Comparative Entrepreneurship: Assessing the Relevance of Culture,” *Journal of International Business Studies* (Second Quarter 2000): 287–301.
31. Adapted from Richard Mead, *International Management* (Cambridge, MA: Blackwell, 1994), 57-59.
32. Fred Luthans, Dianne H. B. Welsh, and Stuart A. Rosenkrantz, “What Do Russian Managers Really Do? An Observational Study with Comparisons to U.S. Managers,” *Journal of International Business Studies* (Fourth Quarter 1993): 741–61.
33. Diane H. B. Welsh, Fred Luthans, and Steven M. Sommer, “Organizational Behavior Modification Goes to Russia: Replicating an Experimental Analysis across Cultures and Tasks,” *Journal of Organizational Behavior Management* 13, no. 2 (1993): 15–35.
34. Diane H. B. Welsh, Fred Luthans, and Steven M. Sommer, “Managing Russian Factory Workers: The Impact of U.S.-Based Behavioral and Participative Techniques,” *Academy of Management Journal* (February 1993): 58–79.
35. Dianne H. B. Welsh, Fred Luthans, and Steven M Sommer. “Organizational Behavior Modification Goes to Russia.” *Journal*

of Organizational Behavior Management 13, no. 2 (1993): 15–36.

36. The summary of positive (17 percent average) performance from O.B.Mod. for U.S. samples can be found in Fred Luthans and Alexander Stajkovic, “Reinforce for Performance,” *Academy of Management Executive* 13, no. 2 (1999), pp. 49–57.
37. Steven M. Sommer, Seung-Hyun Bae, and Fred Luthans, “The Structure-Climate Relationship in Korean Organizations,” *Asia Pacific Journal of Management* 12, no. 2 (1995): 23–36.
38. Also see Steven Sommer, Seung-Hyun Bae, and Fred Luthans, “Organizational Commitment across Cultures: The Impact of Antecedents on Korean Employees,” *Human Relations* 49, no. 7 (1996): 977–93.
39. Sommer, Bae, and Luthans, “The Structure-Climate Relationship in Korean Organizations.”
40. Trompenaars and Hampden-Turner, *Riding the Waves of Culture*, 196.
41. Michelle Toh, “These Countries Offer the Most Generous Maternity Leave,” CNN, January 19, 2018, <https://money.cnn.com/2018/01/19/news/economy/countries-most-maternity-leave/index.html>.
42. Meghan M. Biro, “California’s Pay Equity Law Gets Clarified: What Every Employer Needs to Know,” *Forbes*, September 13, 2018, <https://www.forbes.com/sites/meghanbiro/2018/09/13/california>

[s-pay-equity-law-gets-clarified-what-every-employer-needs-to-know/#51e1a13f7509](https://www.cnn.com/2017/08/25/business/europe-vacation-productivity/index.html).

43. Elizabeth Schulze, “Vacation Can Make You More Productive—Just Ask the Europeans,” CNBC, August 25, 2017, <https://www.cnn.com/2017/08/25/business/europe-vacation-productivity/index.html>.
44. Shari Caudron, “Lessons for HR Overseas,” *Personnel Journal* (February 1995): 92.
45. Richard M. Hodgetts and Fred Luthans, “U.S. Multinationals’ Compensation Strategies for Local Management: Cross-Cultural Implications,” *Compensation and Benefits Review* (1993): 42–48.
46. Philip M. Rosenzweig and Nitin Nohria, “Influences on Human Resource Management Practices in Multinational Corporations,” *Journal of International Business Studies* (Second Quarter 1994): 229–51.
47. “Job-Changing Reaches a Seven-Year High as Japan Inc. Scrambles to Cope with Labor Shortages,” *Japan Times*, July 5, 2017, <https://www.japantimes.co.jp/news/2017/07/05/business/job-changing-reaches-seven-year-high-japan-inc-scrambles-cope-labor-shortages/#.XF7nUVVKjIU>.
48. Also see Richard W. Wright, “Trends in International Business Research: Twenty-Five Years Later,” *Journal of International Business Studies* (Fourth Quarter 1994): 687–701.

49. Also see Schon Beechler and John Zhuang Yang, “The Transfer of Japanese-Style Management to American Subsidiaries: Contingencies, Constraints, and Competencies,” *Journal of International Business Studies* (Third Quarter 1994): 467–491.
50. Mansour Javidan, Peter W. Dorfman, et al., “In the Eye of the Beholder: Cross Cultural Lessons in Leadership from Project GLOBE,” *Academy of Management Perspectives* 20, no. 1 (2006): 67–90.
51. Ibid.
52. “NTT DATA Services Names New CEO in Planned Leadership Transition,” press release, June 20, 2018, <https://us.nttdata.com/en/news/press-release/2018/june/ntt-data-services-names-new-ceo-in-planned-leadership-transition>.
53. Daniel Shane, “After Carlos Ghosn, Japan May Never Hire Another Foreign CEO,” CNN, November 30, 2018, <https://www.cnn.com/2018/11/30/business/japan-foreign-ceos-carlos-ghosn/index.html>.
54. Jacob M. Schlesinger, “Another Foreign CEO Leaves Japan’s Executive Ranks,” *Wall Street Journal*, April 18, 2012, <http://blogs.wsj.com/japanrealtime/2012/04/18/another-foreign-ceo-leaves-japans-executive-ranks>.
55. Jean Lee, “Emerging Need: How Companies in Developing Markets Can Cultivate the Leaders They Lack,” *Wall Street Journal*, May 24, 2010, <https://www.wsj.com/articles/SB10001424052748704878904575030901196923746>.

- John Boudreau and Brandon Bailey, "Doing Business in China
56. Getting Tougher for U.S. Companies," *Mercury News*, March 27, 2010.
 57. Emily Rauhala, "Q. and A.: Doing Business in China," *New York Times*, June 16, 2010,
<https://www.nytimes.com/2010/06/17/business/global/17iht-chingqa.html>.
 58. Eric W. K. Tsang, "Can Guanxi Be a Source of Sustained Competitive Advantage for Doing Business in China?" *Academy of Management Executive* 12, no. 2 (1998): 64.
 59. Stephen S. Standifird and R. Scott Marshall, "The Transaction Cost Advantage of Guanxi-Based Business Practices," *Journal of World Business* 35, no. 1 (2000): 21–42.
 60. Ronald S. Burt and Katarzyna Burzynska, "Chinese Entrepreneurs, Social Networks, and Guanxi," *Management and Organization Review*, 13, no. 2 (June 2017): 221–60.
 61. Rosalie L. Tung, "Managing in Asia: Cross-Cultural Dimensions," in *Managing across Cultures: Issues and Perspectives*, ed. Pat Joynt and Malcolm Warner (London: International Thomson Business Press, 1996), 239.
 62. For more on this topic, see Philip R. Harris and Robert T. Moran, *Managing Cultural Differences*, 3rd ed. (Houston: Gulf, 1991), 410–11.
 63. Ming-Jer Chen, *Inside Chinese Business* (Boston: Harvard Business School Press, 2001), 153.

64. Michelle Conlin, "Go-Go-Going to Pieces in China," *BusinessWeek*, April 23, 2007, 88.
65. For additional insights into how to interact and negotiate effectively with the Russians, see Richard D. Lewis, *When Cultures Collide* (London: Nicholas Brealey, 1999), 314–18.
66. William B. Snaveley, Serguel Miassaoedov, and Kevin McNeilly, "Cross-Cultural Peculiarities of the Russian Entrepreneur: Adapting to the New Russians," *Business Horizons* (March/April 1998): 13.
67. "The AU: Challenges for India," *Chicago Tribune*, May 27, 2004, 28.
68. Amy Waldman, "In India, Economic Growth and Democracy Do Mix," *New York Times*, May 26, 2004, A13.
69. Adapted from Harris and Moran, *Managing Cultural Differences*, 447.
70. Also see Lewis, *When Cultures Collide*, 341–46.
71. Jean-Louis Barsoux and Peter Lawrence, "The Making of a French Manager," *Harvard Business Review*, July–August 1991, pp. 58–67.
72. T. Lenartowicz and James Patrick Johnson, "A Cross-National Assessment of Values of Latin America Managers: Contrasting Hues or Shades of Gray?" *Journal of International Business Studies* 34, no. 3 (May 2003): 270.
73. Reed E. Nelson and Suresh Gopalan, "Do Organizational Cultures Replicate National Cultures? Isomorphism, Rejection and Reciprocal Opposition in the Corporate Values of Three

Countries,” *Organization Studies* 24, no. 7 (September 2003): 1115–54.

74. Derived from Raul Gouvea, “Brazil: A Strategic Approach,” *Thunderbird International Business Review* 46, no. 2 (March/April 2004): 183–84.
75. David Hannon, “Brazil Offers the Best of Both Worlds,” *Purchasing*, October 5, 2006, <https://www.highbeam.com/doc/1G1-152695481.html>.
76. Sean Van Zyl, “Global Political Risks: Post 9/11,” *Canadian Underwriter* 71, no. 3 (March 2004): 16.
77. Marvin Zonis, “Mideast Hopes: Endless Surprises,” *Chicago Tribune*, January 18, 2004, 1.
78. Adapted from Harris and Moran, *Managing Cultural Differences*, 503.
79. CIA, “Poland,” *The World Factbook*, 2019, <https://www.cia.gov/library/publications/the-world-factbook/geos/pl.html>.
80. Ibid.
81. World Economic Outlook Database, “Poland,” International Monetary Fund, July 2018, https://www.imf.org/external/pubs/ft/weo/2018/01/weodata/weo_selgr.aspx.
82. CIA, “Poland,” *The World Factbook*, 2019, <https://www.cia.gov/library/publications/the-world-factbook/geos/pl.html>.

83. Ibid.

84. Ibid.

85. Stanley Reed, “Burned by Russia, Poland Turns to U.S. for Natural Gas and Energy Security,” *New York Times*, February 26, 2019, <https://www.nytimes.com/2019/02/26/business/poland-gas-lng-russia-usa.html>.

86. Ibid.



In the International Spotlight

Poland

Poland is located in Central Europe and is bordered by Germany, the Czech Republic, Slovakia, Ukraine, Belarus, and Lithuania. The Baltic Sea is located to the northwest. Slightly smaller than New Mexico, the country’s terrain is largely flat with mountain ranges along its southern border. Its climate is relatively cool, with moderately severe winters and mild summer temperatures. Poland’s history dates back to the 10th century. After nearly 800 years as a sovereign country, Poland was partitioned in the 18th century by Russia, Prussia, and Austria. The country regained its independence at the conclusion of the First World

War, only to be occupied by Germany in the Second World War. From 1947 to 1989, Poland functioned as a satellite nation of the Soviet Union. In the early 1990s, a “shock therapy” economic program and a series of democratic, market-oriented policy shifts transformed the Polish economy into one of the most robust in Central Europe.⁷⁹

Poland’s population, estimated at 38.4 million in 2019, has remained steady for the last several years. With a median age of 41 years old, Poland has an older-than-average population. The country is essentially entirely made up of native Poles. Immigrants do not constitute a significant proportion of the population. Poland has no citizenship by birth; instead, citizenship is awarded by descent, which requires both parents to be citizens of Poland. The country is almost exclusively Roman Catholic.⁸⁰

Poland’s GDP stands at US\$614 billion, or US\$16,200 per capita. Unlike most of Europe, Poland has seen years of steady economic gains. In 2018, the economy expanded at 4 percent.⁸¹ Poland was one of the only countries in the European Union to avoid a recession during 2008–2009: The government of Prime Minister Donald Tusk steered the Polish economy through the economic downturn by skillfully managing public finances and adopting controversial pension and tax reforms to further shore up public finances. Once a largely agricultural nation, the country’s economy has transitioned to one based primarily on industry (41 percent) and services (57 percent).⁸² The labor force, with 17.6 million people, ranks 35th in the world in size. Poland’s main export partners include Germany, the U.K., the Czech Republic, France, Italy, the Netherlands, and Russia. Machinery and transportation equipment, intermediate manufactured goods, miscellaneous manufactured goods, foodstuffs, and live animals are all major exports.⁸³

Poland has adopted a republic form of government. It was one of the first ex-communist countries to embrace a capitalistic economy with privatization and economic liberalization. The country's economic success following the fall of the Soviet Union was largely attributed to the government's success at privatizing most of the small and medium state-owned companies and encouraging foreign direct investment. Poland's major difficulties lie in its somewhat deficient infrastructure, rigid labor codes, a burdensome commercial court system, extensive government red tape, a lack of energy mix, and a burdensome tax system.⁸⁴

You Be the International Management Consultant

For decades, Poland has relied primarily on Russian coal to electrify its grid, leaving it vulnerable to energy disruptions. For example, a few years ago, a conflict between Russia and Ukraine resulted in Russian energy giant Gazprom shutting down a critical pipeline, causing Poland and its neighbors to experience blackouts for three weeks. To avoid future disruptions, Poland has begun transitioning to the use of liquid natural gas (LNG), provided by Qatar, Norway, and the United States. In 2018, three U.S.-based companies—Cheniere Energy, Venture Global LNG, and Sempra Energy—signed long-term agreements with Poland. Estimates suggest that revenue could be in the billions.⁸⁵

While there are political, economic, and environmental incentives for Poland to move on from Russia, the situation is somewhat complicated by the actions of other EU members. Notably, Germany recently permitted the construction of a new pipeline from Russia.

Additionally, Russia can still produce energy for far cheaper than most other nations.⁸⁶

Questions

1. If you were a consultant for the Polish government, would you advise policies that detach the country from Russian energy, despite its cost advantage?
2. If you were a consultant for an American LNG company, would you recommend targeting Polish customers? Why or why not?
3. If you were a consultant for Gazprom, how would you attempt to solve the issue of countries attempting to separate themselves from your energy?

Design Elements: Chess Icon, Globe Icon, People Icon: McGraw-Hill Global Education Holdings, LLC; World map vector: vectorlight/Shutterstock; World map background with globe: one AND only/Shutterstock



Chapter 6

ORGANIZATIONAL CULTURES AND DIVERSITY

OBJECTIVES OF THE CHAPTER

The previous two chapters focused on national cultures. The overriding objective of this chapter is to examine the interaction of national culture (diversity) and organizational cultures and to discuss ways in which MNCs can manage the often inherent conflicts between national and organizational cultures. Many times, the cultural values and resulting behaviors that are common in a particular country are not the same as those in another. To be successful, MNCs must balance and integrate the national cultures of the countries in which they do business with their own organizational culture. Employee relations, which includes how organizational culture responds to national culture or diversity, deals with internal structures and defines how the company manages. Customer relations, associated with how national culture reacts to organizational cultures, reflects how the local community views the company from a customer service and employee satisfaction perspective.

Although the field of international management has long recognized the impact of national cultures, only recently has attention been given to the importance of managing organizational cultures and diversity. This chapter first examines common organizational cultures that exist in MNCs, then presents and analyzes ways in which

multiculturalism and diversity are being addressed by the best, world-class multinationals. The specific objectives of this chapter are

1. **DEFINE** exactly what is meant by *organizational culture* and discuss the interaction of national and MNC cultures.
2. **IDENTIFY** the four most common categories of organizational culture that have been found through research and discuss the characteristics of each.
3. **PROVIDE** an overview of the nature and degree of multiculturalism and diversity in today's MNCs.
4. **DISCUSS** common guidelines and principles that are used in building multicultural effectiveness at the team and organizational levels.

The World of International Management

The Fundamentals of Strong Multinational Teams

According to many international consultants and managers, diverse and global teams are one of the most consistent sources of competitive advantage for any organization. In today's multinational organizations, these global teams are also “virtual” teams. According to a study by Kirkman, Rosen, Gibson, and Tesluk, virtual teams are “groups of people who work interdependently with shared purpose across space, time, and organization boundaries using technology to communicate and collaborate.”¹ These teams are often cross-cultural and cross-functional. Furthermore, Kirkman and colleagues explain

that virtual teams allow “organizations to combine the best expertise regardless of geographic location.”²

When building a successful multinational team, international managers face a unique set of additional challenges. When working virtually, team members may be more likely to experience miscommunication, become frustrated, and feel excluded. By working to better understand cultural differences, build trustworthy communication, and embrace diversity, multinational managers can better ensure the success and efficiency of their teams.

Understanding Cultural Differences

Forming cohesive teams, especially when working with people from differing cultural backgrounds, can pose a big challenge to MNCs. Deloitte Touche Tohmatsu, an international accounting and consulting firm, has embraced a global mindset when building its virtual teams. Leadership is trained to adapt to the cultural differences that their globally located employees exhibit. Leveraging the experiences of one of their global teams, the company conducted a three-month study into how cultural dynamics impact performance and success. The team included employees from Spain, Germany, Australia, the United States, and Japan. Through this study, Deloitte identified four key findings regarding culture and global leadership:

1. “Cultural and/or personality diversity is in the eye of the beholder.” Despite prior assumptions that cultural differences would have the largest impact on the team's final deliverable, the team members in the study were split as to whether culture or personality led to a greater impact. In many instances, the individual

personalities of the team members, irrespective of national origin, were shown to be equally as differentiating.

2. “Cultural diversity can positively contribute to people's professional and personal enjoyment of the project, as well as a project's outcome.” The team members in the study universally expressed an enhanced experience from working with others of differing cultures. A few factors seemed to lead to this. Having genuine curiosity about their fellow team members, learning how to build new types of relationships, and being challenged to think differently were all found to be enjoyable by the employees.
3. “Cultural diversity can indirectly encourage project members to rethink their usual working habits and expectations, behave with fewer assumptions about the ‘right’ way to address an issue and promote linguistic clarity.”
Unexpectedly, the lack of a common first language between team members actually enhanced communication. Employees spent more time ensuring that the content of their communication was clearly understood by the team, and team members reported that they actually found themselves transforming into better listeners.
4. “The dominance of cultural diversity amongst team members reduces the bias to interact with people who have common characteristics and create a unique bond.” With each employee bringing a different set of perspectives to the table, the playing field among the team members was more level. The employees expressed a sense of synergy, with many stating that they felt better prepared to overcome

challenges by having such a diverse set of skills at their disposal. Ironically, the lack of similarities between the employees in the study actually led to greater personal connections to each other, with team members expressing a familial feeling among the group.³

Building Trustworthy Communication

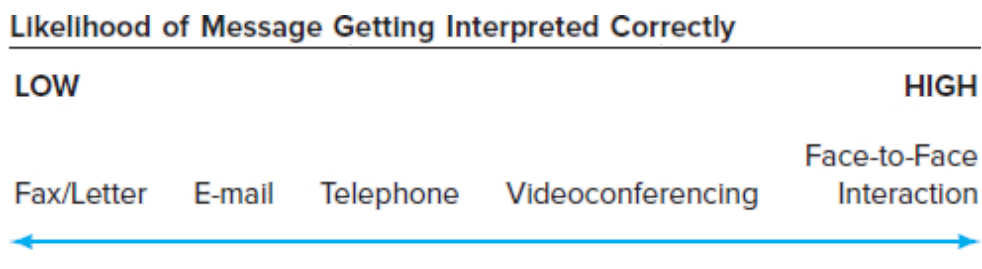
Communicating without face-to-face interaction can have its drawbacks. In a Kenan-Flagler Business School survey, nearly 94 percent of respondents stated that the biggest obstacle in global team communication was the inability to read nonverbal cues.⁴ Intent and emotion can be easily misunderstood when communication occurs only via written correspondence. Furthermore, global teams are challenged with coordinating meetings that work across multiple time zones. Team members are frequently located on opposite sides of the globe, and virtual meetings may need to be held in the early morning or late at night. Being consciously aware of these communication challenges can increase the chances of success for your team.

In her article “Tips for Working in Global Teams,” Melanie Doulton provides helpful suggestions for good communication in a global team:

- When starting a project with a new team, hold an initial meeting in which all members introduce themselves and describe the job each one is going to do.
- Hold regular meetings throughout the project to ensure everyone is “on the same page.” Follow up conference calls with written minutes to reinforce what was discussed and what individual team members are responsible for.

- Put details of the project in writing, especially for a new team in which all team members speak in different accents and use different idioms and colloquialisms.
- Communicate using the most effective technology. For example, decide when e-mail is preferable to a phone call or instant messaging is preferable to a videoconference. In addition, try to understand everyone's communication style. For example, for a high-context culture such as India's, people tend to speak in the passive voice, whereas in North America people use the active voice.⁵

Moreover, while acknowledging the challenges of communication in virtual teams, Steven R. Rayner also points out that when used effectively, written communication can have an advantage. He states, “The process of writing—where the sender must carefully examine how to communicate his/her message—provides the sender with the opportunity to create a more refined response than an ‘off-the-cuff’ verbal comment.”⁶



Source: Rayner, Steven R. “The Virtual Team Challenge.” Rayner & Associates, Inc., 1997.

Embracing Diversity

A generation ago, the definition of *diversity* was frequently limited to include only racial and ethnic differences. Today, the concept has been expanded to cover a wide spectrum of differing attributes that uniquely

contribute to an individual's life experience. This includes variances in culture, education, sexual orientation, religious beliefs, and political ideology, just to name a few. Diversity is not only an inevitable component of multinational teams; it is one of its key advantages. Studies have shown that diverse teams lead to more creativity, greater productivity, and increased professional development.⁷ Despite these known advantages, many MNCs still struggle to embrace diversity when constructing their teams.

Uber, known for its ride-sharing services, has become one of the most valuable tech companies in the world. The company has rapidly evolved from a small start-up to a multinational company and, as of 2019, maintains operations in over 60 countries. Despite the success, Uber has faced considerable challenges and public scrutiny as a direct result of its perceived inability to embrace diversity. In 2017, several former employees alleged that the company engaged in sexual harassment, gender bias, and LGBTQ discrimination. Although Uber denied such claims, its founder and CEO, Travis Kalanick, along with several top executives and more than 20 other employees were terminated after further investigation.⁸ Since that time, Uber has committed to making progress toward improving the diversity and inclusion of its teams.

In an effort to keep Uber accountable under new CEO Dara Khosrowshahi, the company began releasing a demographics and diversity report to monitor progress. In the first report, published in March 2018, no immediate transformation was visible.⁹ Women held only 21 percent of the managerial roles, while 79 percent were held by men. Only 3 percent of all employees were black, and only 2.6 percent were Latino. One area that did see noticeable improvement, however, was in technology managerial roles. While nonwhite

employees held only 25 percent of the technology managerial roles in 2017, by 2018, the spread of leadership roles had increased to 42 percent nonwhite.¹⁰ With more than 16,000 employees across the globe, Uber still faces significant challenges when it comes to increasing the company's diversity; however, as Uber continues to encourage cultural, gender, and racial diversity on its teams, the creativity of its products, the productivity of its teams, and its overall public image will all improve.

Advantages of Global Virtual Teams

In addition to its challenges of overcoming cultural and communication barriers, multinational virtual teams have certain advantages over face-to-face teams. First, Kirkman and colleagues concluded that “working virtually can reduce team process losses associated with stereotyping, personality conflicts, power politics, and cliques commonly experienced by face-to-face teams. Virtual team members may be unaffected by potentially divisive demographic differences when there is minimal face-to-face contact.” Managers may even give fairer assessments of team members' work because managers are compelled to rely on objective data rather than being influenced by their perceptual biases.¹¹

Second, Rayner observed that “having members span many different time zones can literally keep a project moving around the clock.... Work doesn't stop—it merely shifts to a different time zone.”¹² Third, according to Rayner, “the ability for an organization to bring people together from remote geography and form a cohesive team that is capable of quickly solving complex problems and making effective decisions is an enormous competitive advantage.”¹³

For an international manager, this competitive advantage makes overcoming challenges of managing global teams worth the effort.

As can be seen from Deloitte's and Uber's experiences, there are great benefits inherent in multinational, diverse teams. These teams, which are almost always diverse groups, having members with varying functional, geographic, ethnic, and cultural backgrounds, can be an efficient and effective vehicle for tackling increasingly multidimensional business problems. At the same time, this very diversity brings challenges that are often exacerbated when the teams are geographically distant. Research has demonstrated the benefits of diversity and has offered insight into how best to overcome the inherent challenges of global teams, including those that are “virtual.”

In this chapter, we explore the nature and characteristics of organizational culture as it relates to doing business in today's global context. In addition, strategies and guidelines for establishing a strong organizational culture in the presence of diversity are presented.

■ The Nature of Organizational Culture

The chapters in [Part One](#) provided the background on the external environment, and the chapters so far in [Part Two](#) have been concerned with the external culture. Regardless of whether this environment or cultural context affects the MNC, when individuals join an MNC, not only do they bring their national culture, which greatly affects their learned beliefs, attitudes, values, and behaviors, but they also enter into an organizational culture. Employees of MNCs are expected to “fit in.” For example, at PepsiCo, personnel are expected to be cheerful, positive, and enthusiastic and have committed optimism; at Ford, they are expected to show self-confidence, assertiveness, and machismo.¹⁴ Regardless of the external environment or

their national culture, managers and employees must understand and follow their organization's culture to be successful. In this section, after first Page 181 defining organizational culture, we analyze the interaction between national and organizational cultures. An understanding of this interaction has become recognized as vital to effective international management.

Definition and Characteristics

Organizational culture has been defined in several ways. In its most basic form, organizational culture can be defined as the shared values and beliefs that enable members to understand their roles in and the norms of the organization. A more detailed definition is offered by organizational cultural theorist Edgar Schein, who defines it as a pattern of shared basic assumptions that the group learned as it solved its problems of external adaptation and internal integration, and that has worked well enough to be considered valid and, therefore, to be taught to new members as the correct way to perceive, think, and feel in relation to those problems.¹⁵

organizational culture

Shared values and beliefs that enable members to understand their roles and the norms of the organization.

Regardless of how the term is defined, a number of important characteristics are associated with an organization's culture. These have been summarized as the following:

1. Observed behavioral regularities, as typified by common language, terminology, and rituals
2. Norms, as reflected by things such as the amount of work to be done and the degree of cooperation between management and employees

3. Dominant values that the organization advocates and expects participants to share, such as high product and service quality, low absenteeism, and high efficiency
4. A philosophy that is set forth in the MNC's beliefs regarding how employees and customers should be treated
5. Rules that dictate the dos and don'ts of employee behavior relating to areas such as productivity, customer relations, and intergroup cooperation
6. Organizational climate, or the overall atmosphere of the enterprise, as reflected by the way that participants interact with each other, conduct themselves with customers, and feel about the way they are treated by higher-level management¹⁶

This list is not intended to be all-inclusive, but it does help illustrate the nature of organizational culture.¹⁷ The major problem is that sometimes an MNC's organizational culture in one country's facility differs sharply from organizational cultures in other countries. For example, managers who do well in England may be ineffective in Germany, despite the fact that they work for the same MNC. In addition, the cultures of the English and German subsidiaries may differ substantially from those of the home U.S. location. Effectively dealing with multiculturalism within the various locations of an MNC is a major challenge for international management.

A good example is provided by British-Swedish pharmaceutical MNC AstraZeneca PLC. With operations in over 100 countries on six continents, AstraZeneca's 13-member senior executive team includes leaders from the United Kingdom, Spain, Sweden, France, Slovenia, China, the United States, and the Netherlands.¹⁸ Over 22 percent of the company's employees work in North America, and about 30 percent are employed in Asia.¹⁹ To unite such a diverse set of employees under a common corporate culture, AstraZeneca's

Global Steering Group has focused on three universal cultural pillars: “Leadership and Management Capability,” “Transparency in Talent Management and Career Progression,” and “Work/Life Challenges.”²⁰ Furthermore, the company introduced a new cross-cultural mentorship program, called Insight Exchange. By pairing senior- and junior-level employees from different cultural and professional backgrounds, AstraZeneca hopes to create a more open culture.

In some cases, companies have deliberately maintained two different business cultures because they do not want one culture influencing the other. A good example is provided by the Tata Group, a giant conglomerate based in India, which has made multiple transnational acquisitions in recent Page 182 years. When its automobile subsidiary, Tata Motors, bought control of Daewoo, a Korean automaker, it used a strategy that is not very common when one company controls another. Rather than impose its own culture on the chain, Tata's management took a back seat. To emphasize this approach, Tata Group chairman Ratan Tata publicly stated that “Tata Motors will operate Daewoo as a Korean company, in Korea, managed by Koreans.”²¹ Tata maintained the Daewoo brand name, appointed a Korean as the new CEO, and operated as a Korean business. The union vice president even remarked, “Though Tata is a foreign company, we were able to confirm that it recognizes and respects Korea in many aspects.” In the first four years after the acquisition, revenue doubled, operating profit grew sevenfold, and trust between the employees' union and management improved.²²

Tata Chemicals took a similar approach when it purchased British soda ash producer Brunner Mond and its Kenyan subsidiary, Magadi Soda. To maintain the existing company culture at Brunner Mond and Magadi Soda, Tata Chemicals did not change the companies' names or logos, kept all existing senior executives in place, and made it clear that all major decisions would be made jointly among Brunner Mond, Magadi Soda, and Tata

Chemicals. To ensure a smooth ownership transition, executives from all three companies jointly created a plan of action for the first 100 days postacquisition. Since then, Tata Chemicals has leveraged resources from all three companies to build strong relationships with external suppliers, expand global growth opportunities, and coordinate sales and operations.²³

■ Interaction between National and Organizational Cultures

There is a widely held belief that organizational culture tends to moderate or erase the impact of national culture. The logic of such conventional wisdom is that if a U.S. MNC set up operations in, say, France, it would not be long before the French employees began to “think like Americans.” In fact, evidence is accumulating that just the opposite may be true. Hofstede's research found that the national cultural values of employees have a significant impact on their organizational performance, and that the cultural values employees bring to the workplace are not easily changed by the organization. So, for example, while some French employees would have a higher power distance than Swedes and some a lower power distance, chances are “that if a company hired locals in Paris, they would, on the whole, be less likely to challenge hierarchical power than would the same number of locals hired in Stockholm.”²⁴

Andre Laurent's research supports Hofstede's conclusions.²⁵ He found that cultural differences are actually more pronounced among foreign employees working within the same multinational organization than among personnel working for firms in their native lands. Nancy Adler summarized these research findings as follows:

When they work for a multinational corporation, it appears that Germans become more German, Americans become more American, Swedes become more Swedish, and so on. Surprised by these

results, Laurent replicated the research in two other multinational corporations, each with subsidiaries in the same nine Western European countries and the United States. Similar to the first company, corporate culture did not reduce or eliminate national differences in the second and third corporations. Far from reducing national differences, organization culture maintains and enhances them.²⁶

There often are substantial differences between the organizational cultures of different subsidiaries, and, of course, this can cause coordination problems. For example, when Lucent Technologies Inc. of Murray Hill, New Jersey, merged with Alcatel SA of Paris, France, both parties failed to realize some of the cultural differences between themselves and their new partners. Leadership concerns due to cultural misunderstandings arose from the very beginning of the merger. Frenchman Serge Tchuruk was appointed chair of the combined company, while American Patricia Russo was appointed as CEO. In France, the chair is often seen as the company's leader, while, in the United States, the CEO is viewed as the person highest in command. This Page 183 cultural difference led to confusion as to whether Russo or Tchuruk was actually in charge.²⁷ Additionally, Patricia Russo did not speak French, despite leading a now-French company, resulting in additional confusion.²⁸

When Alcatel-Lucent faced financial crises, the cultural response differed greatly between the American and French executives, leading to further disagreement. In the United States, jobs are often cut when finances are pressured, while, in France, companies tend to reach out to the government for assistance. As a result, Alcatel-Lucent was unable to cut costs but also unable to secure government assistance.²⁹ Local restrictions, overlooked before the merger, further hindered the combined company's success and added to the financial strain; in Bonn, Germany, for example, the company was required to keep both Lucent's and Alcatel's original offices open, despite employing only a combined 75 employees.³⁰ After just a few years, both top executives were forced to step aside. The merger never did result in profitability for the

company; for all seven years that Alcatel-Lucent operated independently before being acquired by Nokia in 2015, the company posted negative cash flows.

In examining and addressing the differences between organizational cultures, Hofstede provided the early database of a set of proprietary cultural-analysis techniques and programs known as DOCSA (Diagnosing Organizational Culture for Strategic Application). This approach identifies the dimensions of organizational culture summarized in [Table 6-1](#). It was found that when cultural comparisons were made between different subsidiaries of an MNC, different cultures often existed in each one. Such cultural differences within an MNC could reduce the ability of units to work well together. An example is provided in [Figure 6-1](#), which shows the cultural dimensions of a California-based MNC and its European subsidiary as perceived by the Europeans. A close comparison of these perceptions reveals some startling differences.

Table 6-1
Dimensions of Corporate Culture

Motivation	
Activities	Outputs
To be consistent and precise. To strive for accuracy and attention to detail. To refine and perfect. Get it right.	To be pioneers. To pursue clear aims and objectives. To innovate and progress. Go for it.
Relationship	
Job	Person

To put the demands of the job before the needs of the individual.

To put the needs of the individual before the needs of the job.

Identity

Corporate

Professional

To identify with and uphold the expectations of the employing organizations.

To pursue the aims and ideals of each professional practice.

Communication

Open

Closed

To stimulate and encourage a full and free exchange of information and opinion.

To monitor and control the exchange and accessibility of information and opinion.

Control

Tight

Loose

To comply with clear and definite systems and procedures.

To work flexibly and adaptively according to the needs of the situation.

Conduct

Conventional

Pragmatic

To put the expertise and standards of the employing organization first. To do what we know is right.

To put the demands and expectations of customers first. To do what they ask.

Source: Hoecklin, Lisa Adent. *Managing Cultural Differences: Strategies for Competitive Advantage*. England: Addison-Wesley, 1995, 145.

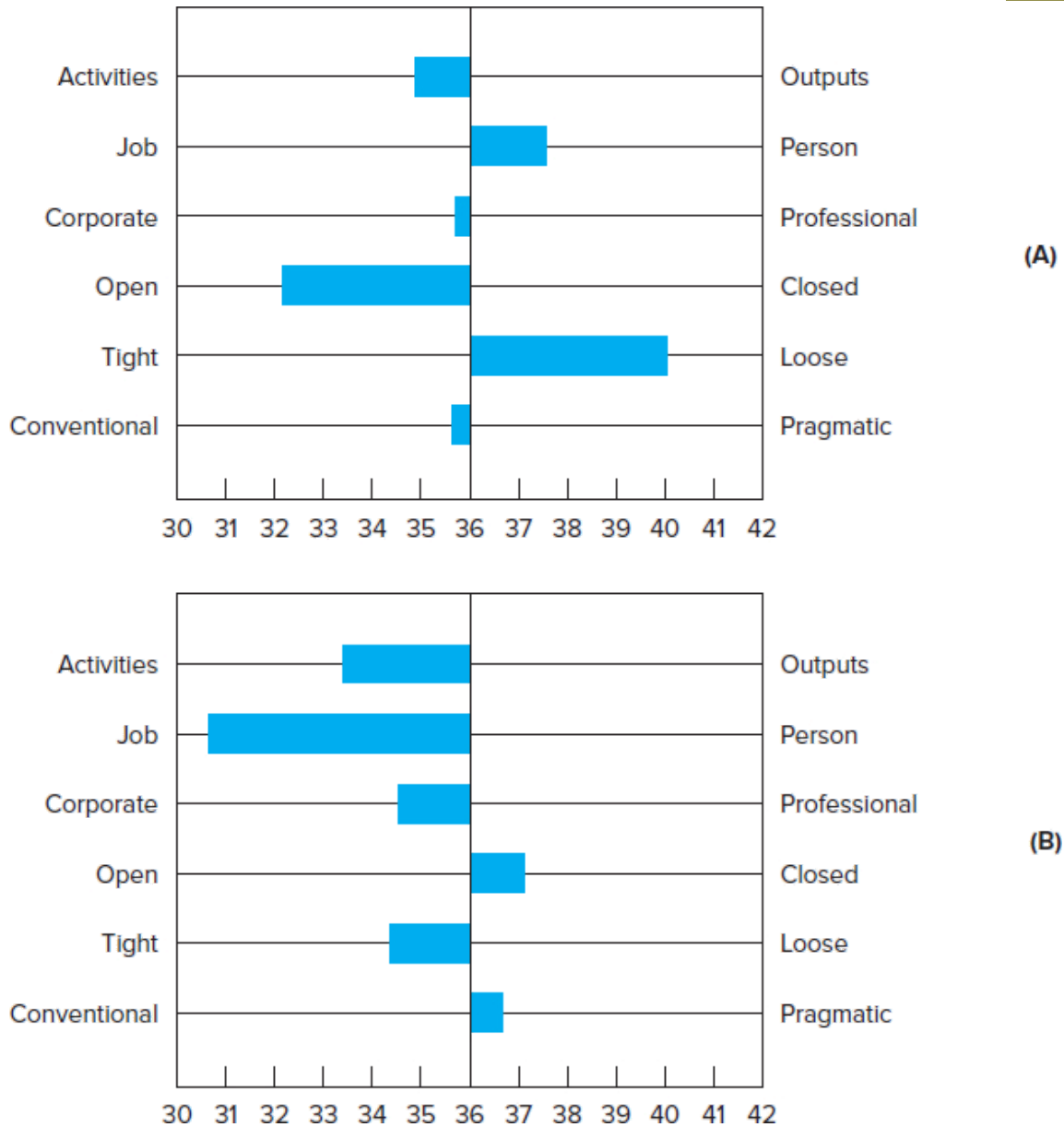


Figure 6-1
Europeans' Perception of the Cultural Dimensions of U.S. Operations (A) and European Operations (B) of the Same MNC

Source: Hoecklin, Lisa Adent. *Managing Cultural Differences: Strategies for Competitive Advantage*. England: Addison-Wesley, 1995.

The Europeans viewed the culture in the U.S. facilities as only slightly activities oriented (see [Table 6-1](#) for a description of these dimensions), but they saw their own European operations as much more heavily activities oriented. The U.S. operation was viewed as moderately people oriented, but their own relationships were viewed as very job oriented. The Americans were seen as having a slight identification with their own organization, while the Europeans had a much stronger identification. The Americans were perceived as being very open in their communications; the Europeans saw themselves as moderately closed. The Americans were viewed as preferring very loose control, while the Europeans felt they preferred somewhat tight control. The Americans were seen as somewhat conventional in their conduct, while the Europeans saw themselves as somewhat pragmatic. If these perceptions are accurate, then it obviously would be necessary for both groups to discuss their cultural differences and carefully coordinate their activities to work well together.

This analysis is relevant to multinational alliances. It shows that even though an alliance may exist, the partners will bring different organizational cultures with them. Lessem and Neubauer, who have portrayed Page 185 Europe as offering four distinct ways of dealing with multiculturalism (based on the U.K., French, German, and Italian characteristics), provide an example in [Table 6-2](#), which briefly describes each of these sets of cultural characteristics. A close examination of the differences highlights how difficult it can be to do business with two or more of these groups because each group perceives things differently than the others. Another example is the way in which negotiations occur between groups; here are some contrasts between French and Spanish negotiators:³¹

French

Spanish

French

Look for a meeting of minds.

Intellectual competence is very important.

Persuasion through carefully prepared and skilled rhetoric is employed.

Strong emphasis is given to a logical presentation of one's position coupled with well-reasoned, detailed solutions.

A contract is viewed as a well-reasoned transaction.

Trust emerges slowly and is based on the evaluation of perceived status and intellect.

Spanish

Look for a meeting of people.

Social competence is very important.

Persuasion through emotional appeal is employed.

Socialization always precedes negotiations, which are characterized by an exchange of grand ideas and general principles.

A contract is viewed as a long-lasting relationship.

Trust is developed on the basis of frequent and warm interpersonal contact and transaction.

Table 6-2

European Management Characteristics

Dimension	Characteristic			
	Western (United Kingdom)	Northern (France)	Eastern (Germany)	Southern (Italy)
Corporate	Commercial	Administrative	Industrial	Familial
Management attributes				
Behavior	Experiential	Professional	Developmental	Convivial
Attitude	Sensation	Thought	Intuition	Feeling
Institutional models				
Function	Salesmanship	Control	Production	Personnel
Structure	Transaction	Hierarchy	System	Network
Societal ideas				
Economics	Free market	Dirigiste	Social market	Communal
Philosophy	Pragmatic	Rational	Holistic	Humanistic
Cultural images				
Art	Theatre	Architecture	Music	Dance
Culture	(Anglo-Saxon)	(Gallic)	(Germanic)	(Latin)

Sources: Lessen, Ronald, and Fred Neubauer. *European Management Systems*. New York: McGraw-Hill, 1994; and Hoecklin, Lisa. *Managing Cultural Differences: Strategies for Competitive Advantage*. England: Addison-Wesley, 1995.

Such comparisons also help explain why it can be difficult for an MNC with a strong organizational culture to break into foreign markets where it is not completely familiar with divergent national cultures. The International Management in Action box “Doing Things the Walmart Way” provides an illustration. When dealing with these challenges, MNCs must work hard to understand the nature of the country and institutional practices to both moderate and adapt their operations in a way that accommodates the company and customer base.

International Management in Action

Doing Things the Walmart Way; Germans Say, “Nein, vielen Dank”

Across the globe, Walmart employees engage in the “Walmart cheer” to start their day. It is a way to show inclusivity and express their pride in the company, and it can be heard in

many different languages. Walmart not only operates in more than two dozen countries but also is a leader in diversity in the workplace. In 2018, Walmart was named a noteworthy company for diversity by *DiversityInc* magazine, and the company maintains an “Inclusion Council” to advise executive decision making. However, despite Walmart's multinational presence and representation, its internal culture has proved to be less than satisfactory to the German market.

Walmart has experienced a fair share of negative PR over the years, so it is no surprise that some may have adverse reactions to news of Walmart moving into the neighborhood. Before the unflattering buzz, Walmart sometimes discovers that even the best intentions can fall flat.

Walmart entered the German market in 1997 and stressed the idea of friendly service with a smile, where the customers always come first. Even before the employees walked onto the sales room floor, employee dissatisfaction became clear. The pamphlet that outlined the workplace code of ethics was simply translated from English to German, but the message was not expressed the way Walmart had intended. It warned employees of potential supervisor-employee relationships, implying sexual harassment, and encouraged reports of “improper behavior,” which spoke more to legal matters. The Germans interpreted this to mean that there was a ban on any romantic relationships in the workplace and saw the reporting methods as more of a way to rat out coworkers than benefit the company. As we saw in [Chapter 3](#), ethical values in one country may not be the same as in another, and Walmart experienced this firsthand. Another

employee relations issue that arose dealt with local practices. Walmart has never been open to unionized employees, so when the German operations began dealing with workers' councils and adhering to co-determination rules, a common practice there, Walmart was less than willing to listen to suggestions as to how to improve employee working conditions. As if this were not enough, Walmart soon experienced problems with customer relations as well.

Doing things the Walmart way included smiling at customers and assisting them by bagging their groceries at the Supercenter locations. This policy presented problems in the German environment. Male employees who were ordered to smile at customers were often seen as flirtatious to male customers, and Germans do not like strangers handling their groceries. These are just a few reasons that customers did not enjoy their shopping experience. This does not mean that everything Walmart attempted was wrong. Products that are popular in Germany were available on the shelves in place of products that would be common in other countries. Enhanced distribution processes guaranteed the availability of most requested items, and efficiency was pervasive.

Despite some successes and good intentions and numerous attempts to improve the German stores, the Walmart culture proved to be a poor fit for the German market, and Walmart vacated Germany in 2006. Unfortunately, Walmart learned the hard way that in the retail or service industry, local customs are often more important than a strong, unyielding organizational culture. The challenge to incorporate everyone into the Walmart family certainly fell

short of expectations. If the Walmart culture does not become more flexible, or locally relevant, it may be chastised from numerous global markets, and the company could hear, “no, thank you” in even more languages than German as it continues to expand. (See [In-Depth Integrative Case 2.2](#) at the end of [Part Two](#) for more detail on Walmart's experiences around the world.)

Source: Landler, Mark, and Michael Barbaro. “Wal-Mart Finds That Its Formula Doesn't Fit Every Culture.” *New York Times*, August 2, 2006, <http://www.nytimes.com>.

■ Organizational Cultures in MNCs

Organizational cultures in MNCs are shaped by a number of factors, including the cultural preferences of the leaders and employees. In the international arena, some MNCs have subsidiaries that, except for the company logo and reporting procedures, would not be easily recognizable as belonging to the same multinational.³²

Given that many recent international expansions are a result of mergers or acquisitions, the integration of these organizational cultures is a critical concern in international management. Numeroff and Abrahams have Page 187 suggested that there are four steps that are critical in this process:

1. The two groups have to establish the purpose, goal, and focus of their merger.

2. Then they have to develop mechanisms to identify the most important organizational structures and management roles.
3. They have to determine who has authority over the resources needed for getting things done.
4. They have to identify the expectations of all involved parties and facilitate communication between both departments and individuals in the structure.³³

Companies all over the world are finding out firsthand that there is more to an international merger or acquisition than just sharing resources and capturing greater market share. Differences in workplace cultures sometimes temporarily overshadow the overall goal of long-term success of the newly formed entity. With the proper management framework and execution, successful integration of cultures is not only possible but also the most preferable paradigm in which to operate. It is the role of the sponsors and managers to keep sight of the need to create, maintain, and support the notion of a united front. It is only when this assimilation has occurred that an international merger or acquisition can truly be labeled a success.³⁴

In addition, there are three aspects of organizational functioning that seem to be especially important in determining MNC organizational culture: (1) the general relationship between the employees and their organization; (2) the hierarchical system of authority that defines the roles of managers and subordinates; and (3) the general views that employees hold about the MNC's purpose, destiny, and goals and their place in them.³⁵

When examining these dimensions of organizational culture, Trompenaars suggested the use of two continua: One distinguishes between equity and hierarchy, and the other examines orientation to the person and the task. Along these continua, which are shown in [Figure 6-2](#), he identifies and

describes four different types of organizational cultures: family, Eiffel Tower, guided missile, and incubator.³⁶

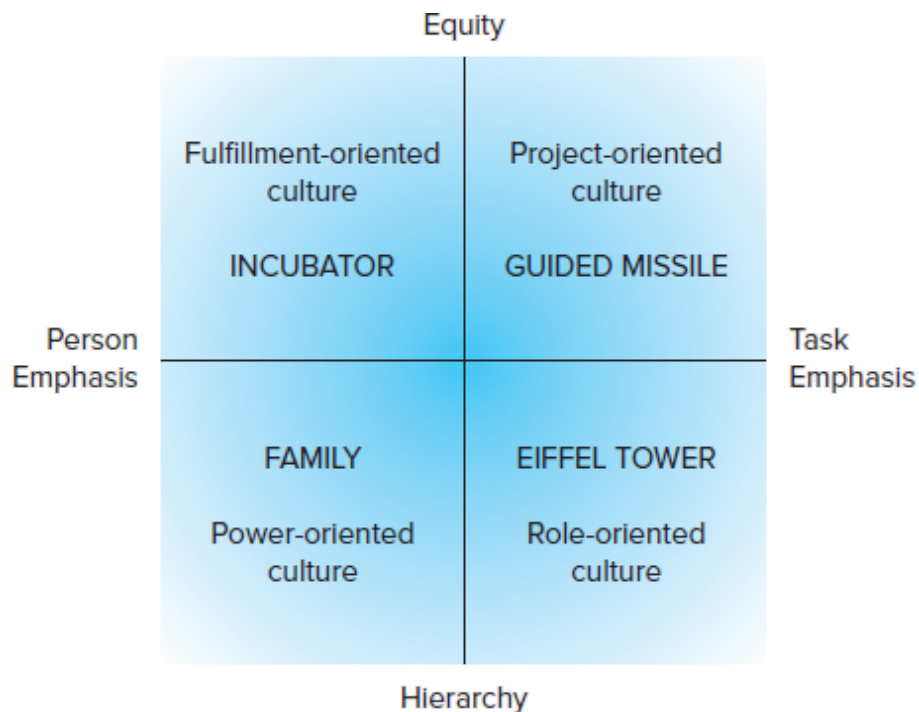


Figure 6-2
Organizational Cultures

Source: Trompenaars, Fons. *Riding the Waves of Culture: Understanding Cultural Diversity in Global Business*. Illinois: Irwin Professional Pub, 1994.

In practice, of course, organizational cultures do not fit neatly into any of these four, but the groupings can be useful in examining the bases of how individuals relate to each other, think, learn, change, are motivated, and resolve conflict. The following discussion examines each of these cultural types.

Family Culture

Family culture is characterized by a strong emphasis on hierarchy and orientation to the person. The result is a family-type environment that is power oriented and headed by a leader who is regarded as a caring parent

and one who knows what is best for the personnel. Trompenaars found that this organizational culture is common in countries such as Turkey, Pakistan, Venezuela, China, Hong Kong, and Singapore.³⁷

family culture

A culture that is characterized by a strong emphasis on hierarchy and orientation to the person.

In this culture, personnel not only respect the individuals who are in charge but look to them for both guidance and approval as well. In turn, management assumes a paternal relationship with personnel, looks after employees, and tries to ensure that they are treated well and have continued employment. Family culture also is characterized by traditions, customs, and associations that bind together the personnel and make it difficult for outsiders to become members. When it works well, family culture can catalyze and multiply the energies of the personnel and appeal to their deepest feelings and aspirations. When it works poorly, members of the organization end up supporting a leader who is ineffective and drains their energies and loyalties.

This type of culture is foreign to most managers in the United States, who believe in valuing people based on their abilities and achievements, not on their age or position in the hierarchy. As a result, many managers in U.S.-based MNCs fail to understand why senior-level managers in overseas subsidiaries might appoint a relative to a high-level, sensitive position even though that individual might not appear to be the best qualified for the job. They fail to realize that family ties are so strong that the appointed relative would never do anything to embarrass or let down the family member who made the appointment. Here is an example:

A Dutch delegation was shocked and surprised when the Brazilian owner of a large manufacturing company introduced his relatively junior accountant as the key coordinator of a \$15 million joint venture. The Dutch were puzzled as to why a recently qualified accountant had been given such

weighty responsibilities, including the receipt of their own money. The Brazilians pointed out that the young man was the best possible choice among 1,200 employees since he was the nephew of the owner. Who could be more trustworthy than that? Instead of complaining, the Dutch should consider themselves lucky that he was available.³⁸

Eiffel Tower Culture

Eiffel Tower culture is characterized by strong emphasis on hierarchy and orientation to the task. Under this organizational culture, jobs are well defined, employees know what they are supposed to do, and everything is coordinated from the top. As a result, this culture—like the Eiffel Tower itself—is steep, narrow at the top, and broad at the base. Unlike family culture, where the leader is revered and considered to be the source of all power, the person holding the top position in the Eiffel Tower culture could be replaced at any time, and this would have no effect on the work that organization members were doing or on the organization's reasons for existence. In this culture, relationships are specific, and status remains with the job. Therefore, if the boss of an Eiffel Tower subsidiary were playing golf with a subordinate, the subordinate would not feel any pressure to let the boss win. In addition, these managers seldom create off-the-job relationships with their people because they believe this could affect their rational judgment. In fact, this culture operates very much like a formal hierarchy—impersonal and efficient.

Eiffel Tower culture

A culture that is characterized by strong emphasis on hierarchy and orientation to the task.

Each role at each level of the hierarchy is described; is rated for its difficulty, complexity, and responsibility; and has a salary attached to it. Then follows a search for a person to fill it. In considering applicants for the role,

the personnel department will treat everyone equally and neutrally, match the person's skills and aptitudes with the job requirements, and award the job to the best fit between role and person. The same procedure is followed in evaluations and promotions.³⁹

Eiffel Tower culture most commonly is found in northwestern Page 189 European countries. Examples include Denmark, Germany, and the Netherlands. The way that people in this culture learn and change differs sharply from that in the family culture. Learning involves the accumulation of skills necessary to fit a role, and organizations will use qualifications in deciding how to schedule, deploy, and reshuffle personnel to meet their needs. The organization also will employ such rational procedures as assessment centers, appraisal systems, training and development programs, and job rotation in managing its human resources. All these procedures help ensure that a formal hierarchic or bureaucracy-like approach works well. When changes need to be made, however, the Eiffel Tower culture often is ill-equipped to handle things. Manuals must be rewritten, procedures changed, job descriptions altered, promotions reconsidered, and qualifications reassessed.

Because the Eiffel Tower culture does not rely on values that are similar to those in most U.S. MNCs, U.S. expatriate managers often have difficulty initiating change in this culture. As Trompenaars notes,

An American manager responsible for initiating change in a German company described to me the difficulties he had in making progress, although the German managers had discussed the new strategy in depth and made significant contributions to its formulation. Through informal channels, he had eventually discovered that his mistake was not having formalized the changes to structure or job descriptions. In the absence of a new organization chart, this Eiffel Tower company was unable to change.⁴⁰

Guided Missile Culture

Guided missile culture is characterized by strong emphasis on equality in the workplace and orientation to the task. This organizational culture is oriented to work, which typically is undertaken by teams or project groups. Unlike the Eiffel Tower culture, where job assignments are fixed and limited, personnel in the guided missile culture do whatever it takes to get the job done. This culture gets its name from high-tech organizations such as the National Aeronautics and Space Administration (NASA), which pioneered the use of project groups working on space probes that resembled guided missiles. In these large project teams, more than a hundred different types of engineers often were responsible for building, say, a lunar landing module. The team member whose contribution would be crucial at any given time in the project typically could not be known in advance. Therefore, all types of engineers had to work in close harmony and cooperate with everyone on the team.

guided missile culture

A culture that is characterized by strong emphasis on equality in the workplace and orientation to the task.

To be successful, the best form of synthesis must be used in the course of working on the project. For example, in a guided missile project, formal hierarchical considerations are given low priority, and individual expertise is of greatest importance. Additionally, all team members are equal (or at least potentially equal) because their relative contributions to the project are not yet known. All teams treat each other with respect because they may need the other for assistance. This egalitarian and task-driven organizational culture fits well with the national cultures of the United States and United Kingdom, which helps explain why high-tech MNCs commonly locate their operations in these countries.

Unlike in family and Eiffel Tower cultures, change in guided missile culture comes quickly. Goals are accomplished, and teams are reconfigured

and assigned new objectives. People move from group to group, and loyalties to one's profession and project often are greater than loyalties to the organization itself.

Trompenaars found that the motivation of those in guided missile cultures tends to be more intrinsic than just concern for money and benefits. Team members become enthusiastic about, and identify with, the struggle toward attaining their goal. For example, a project team that is designing and building a new computer for the Asian market may be highly motivated to create a machine that is at the leading edge of technology, user-friendly, and Page 190 likely to sweep the market. Everything else is secondary to this overriding objective. Thus, both intragroup and intergroup conflicts are minimized and petty problems between team members set aside; everyone is so committed to the project's main goal that no one has time for petty disagreements. As Trompenaars notes,

This culture tends to be individualistic since it allows for a wide variety of differently specialized persons to work with each other on a temporary basis. The scenery of faces keeps changing. Only the pursuit of chosen lines of personal development is constant. The team is a vehicle for the shared enthusiasm of its members, but is itself disposable and will be discarded when the project ends. Members are garrulous, idiosyncratic, and intelligent, but their mutuality is a means, not an end. It is a way of enjoying the journey. They do not need to know each other intimately, and may avoid doing so. Management by objectives is the language spoken, and people are paid for performance.⁴¹

Incubator Culture

Incubator culture is the fourth major type of organizational culture that Trompenaars identified, and it is characterized by strong emphasis on equality and personal orientation. This culture is based heavily on the existential idea that organizations per se are secondary to the fulfillment of the individuals within them. This culture is based on the premise that the role of organizations is to serve as incubators for the self-expression and self-fulfillment of their

members; as a result, this culture often has little formal structure. Participants in an incubator culture are there primarily to perform roles such as confirming, criticizing, developing, finding resources for, or helping complete the development of an innovative product or service. These cultures often are found among start-up firms in Silicon Valley, California, or Silicon Glen, Scotland. These incubator-type organizations typically are entrepreneurial and often founded and made up by a creative team who left larger, Eiffel Tower-type employers. They want to be part of an organization where their creative talents will not be stifled.

incubator culture

A culture that is characterized by strong emphasis on equality and orientation to the person.

Incubator cultures often create environments where participants thrive on an intense, emotional commitment to the nature of the work. For example, the group may be in the process of gene splitting that could lead to radical medical breakthroughs and extend life. Often, personnel in such cultures are overworked, and the enterprise typically is underfunded. As breakthroughs occur and the company gains stability, however, it starts moving down the road toward commercialization and profit. In turn, this engenders the need to hire more people and develop formalized procedures for ensuring the smooth flow of operations. In this process of growth and maturity, the unique characteristics of the incubator culture begin to wane and disappear, and the culture is replaced by one of the other types (family, Eiffel Tower, or guided missile).

As noted, change in the incubator culture often is fast and spontaneous. All participants are working toward the same objective. Because there may not yet be a customer who is using the final output, however, the problem itself often is open to redefinition, and the solution typically is generic, aimed

at a universe of applications. Meanwhile, motivation of the personnel remains highly intrinsic and intense, and it is common to find employees working 70 hours a week—and loving it. The participants are more concerned with the unfolding creative process than they are in gathering power or ensuring personal monetary gain. In sharp contrast to the family culture, leadership in this incubator culture is achieved, not gained by position.

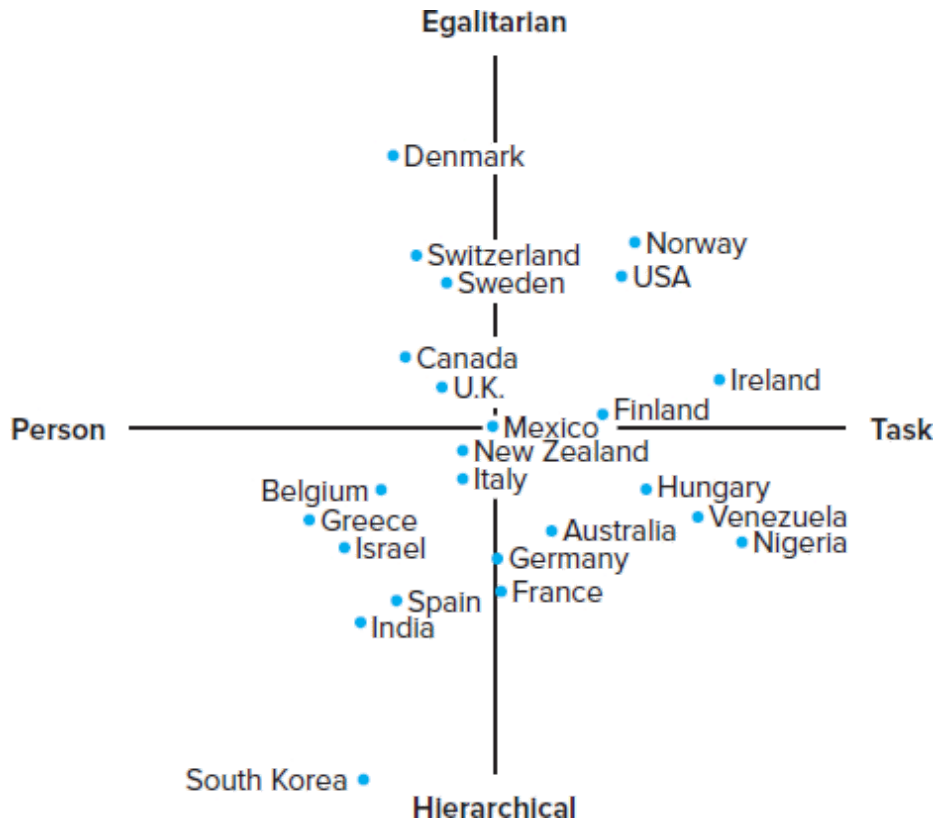
The four organizational cultures described by Trompenaars are “pure” types and seldom exist in practice. Rather, the types are mixed and, as shown in [Table 6-3](#), overlaid with one of the four major types of culture dominating the corporate scene. Trompenaars and his associates have created a questionnaire designed to identify national patterns of corporate culture, as shown in [Figure 6-3](#).

Table 6-3
Summary Characteristics of the Four Corporate Cultures

--

Corporate Culture				
Characteristic	Family	Eiffel Tower	Guided Missile	Incubator
Relationships between employees	Diffuse relationships to organic whole to which one is bonded	Specific role in mechanical system of required interaction	Specific tasks in cybernetic system targeted on shared objectives	Diffuse, spontaneous relationships growing out of shared creative process
Attitude toward authority	Status is ascribed to parent figures who are close and powerful.	Status is ascribed to superior roles that are distant yet powerful.	Status is achieved by project group members who contribute to targeted goal.	Status is achieved by individuals exemplifying creativity and growth.
Ways of thinking and learning	Intuitive, holistic, lateral, and error correcting	Logical, analytical, vertical, and rationally efficient	Problem centered, professional, practical, and cross-disciplinary	Process oriented, creative, ad hoc, and inspirational
Attitudes toward people	Family members	Human resources	Specialists and experts	Co-creators
Ways of changing	"Father" changes course.	Change rules and procedures.	Shift aim as target moves.	Improvise and attune.
Ways of motivating and rewarding	Intrinsic satisfaction in being loved and respected	Promotion to greater position, larger role	Pay or credit for performance and problems solved	Participation in the process of creating new realities
Criticism and conflict resolution	Management by subjectives	Management by job description	Management by objectives	Management by enthusiasm
	Turn other cheek, save other's face, do not lose power game	Criticism is accusation of irrationalism unless there are procedures to arbitrate conflicts.	Constructive task-related only, then admit error and correct fast	Improve creative idea, not negate it.

Source: Trompenaars, Fons, and Charles Hampden-Turner. *Riding the Waves of Culture: Understanding Diversity In Global Business*. New York: McGraw-Hill, 1998.



Source: Adapted from Trompenaars, Fons, and Charles Hampden-Turner. *Riding the Waves of Culture: Understanding Diversity in Global Business*, 2nd ed. New York: McGraw-Hill, 1998.

International Management in Action

Panasonic Goes Global

<http://www.panasonic.com>

In recent years, growing numbers of multinationals have begun to expand their operations, realizing that if they do not increase their worldwide presence now, they likely will be left behind in the near future. In turn, this has created a number of different challenges for these MNCs, including making a fit between their home organizational culture and the organizational cultures at local levels in the different countries where the MNC operates. Panasonic provides an excellent example of how to handle this challenge with its macromicro approach. This huge Japanese MNC has developed a number of guidelines that it uses in setting up and operating its more than 150 industrial units. At the same time, the company complements these macro guidelines with on-site micro techniques that help create the most appropriate organizational culture in the subsidiary.

At the macro level, Panasonic employs six overall guidelines that are followed in all locales: (1) Be a good

corporate citizen in every country by, among other things, respecting cultures, customs, and languages. (2) Give overseas operations the best manufacturing technology the company has available. (3) Keep the expatriate head count down, and groom local management to take over. (4) Let operating plants set their own rules, fine-tuning manufacturing processes to match the skills of the workers. (5) Create local research and development to tailor products to markets. (6) Encourage competition between overseas outposts and plants back home. Working within these macro guidelines, Panasonic then allows each local unit to create its own culture. The Malaysian operations are a good example. Panasonic has erected 23 subsidiaries in Malaysia that collectively consist of about 30,000 employees. Less than 1 percent of the employee population, however, is Japanese. From these Malaysian operations, Panasonic has been producing more than 1.3 million televisions and 1.8 million air conditioners annually, and 75 percent of these units are shipped overseas. To produce this output, local plants reflect Malaysia's cultural mosaic of Muslim Malays, ethnic Chinese, and Indians. To accommodate this diversity, Panasonic cafeterias offer Malaysian, Chinese, and Indian food, and, to accommodate Muslim religious customs, Panasonic provides special prayer rooms at each plant and allows two prayer sessions per shift.

How well does this Malaysian workforce perform for the Japanese MNC? In the past, the Malaysian plants' slogan was "Let's catch up with Japan." Today, however, these plants frequently outperform their Japanese counterparts in both quality and efficiency. The comparison with Japan no longer is

used. Additionally, Panasonic has found that the Malaysian culture is very flexible, and the locals are able to work well with almost any employer.

Today, Panasonic faces a number of important challenges, including remaining profitable in a slow-growth, high-cost Japanese economy. Fortunately, this MNC is doing extremely well overseas, which is buying it time to get its house in order back home. A great amount of this success results from the MNC's ability to nurture and manage overseas organizational cultures (such as in Malaysia) that are both diverse and highly productive.

Sources: Earley, P. Christopher, and Harbir Singh. "International and Inter-cultural Management Research: What's Next." *Academy of Management Journal* (June 1995): 327–40; Lowry Miller, Karen. "Siemens Shapes Up." *BusinessWeek*, May 1, 1995, 52–53; Riordan, Christine M., and Robert J. Vandenberg. "A Central Question in Cross-Cultural Research: Do Employees of Different Cultures Interpret Work-Related Measures in an Equivalent Manner?" *Journal of Management* 20, no. 3 (1994): 643–71; Schlender, Brenton R. "Matsushita Shows How to Go Global." *Fortune*, July 11, 1994, 159–66.

■ Managing Multiculturalism and Diversity

As the International Management in Action box "Panasonic Goes Global" indicates, success in the international arena often is greatly determined by an MNC's ability to manage both multiculturalism and diversity.⁴² Both domestically and internationally, organizations find themselves leading workforces that have a variety of cultures (and subcultures) and consist of a

largely diverse population of women, men, young and old people, blacks, whites, Latins, Asians, Arabs, Indians, LGBT, and many others.

Phases of Multicultural Development

The effect of multiculturalism and diversity varies depending on the stage of the firm in its international evolution. [Figure 6-4](#) depicts the characteristics of the major phases in this evolution. For example, Adler has noted that international cultural diversity has minimal impact on domestic organizations, although domestic multiculturalism has a highly significant impact. As firms begin exporting to foreign clients, however, and become what she calls “international corporations” (Phase II in [Figure 6-4](#)), they must adapt their approach and products to those of the local market. For these international firms, the impact of multiculturalism is highly significant. As companies become what she calls “multinational corporations” (Phase III), they often find that price tends to dominate all other considerations and the direct impact of culture may lessen slightly. For those who continue this international evolution and become full-blown “global corporations” (Phase IV), the impact of culture again becomes extremely important.⁴³

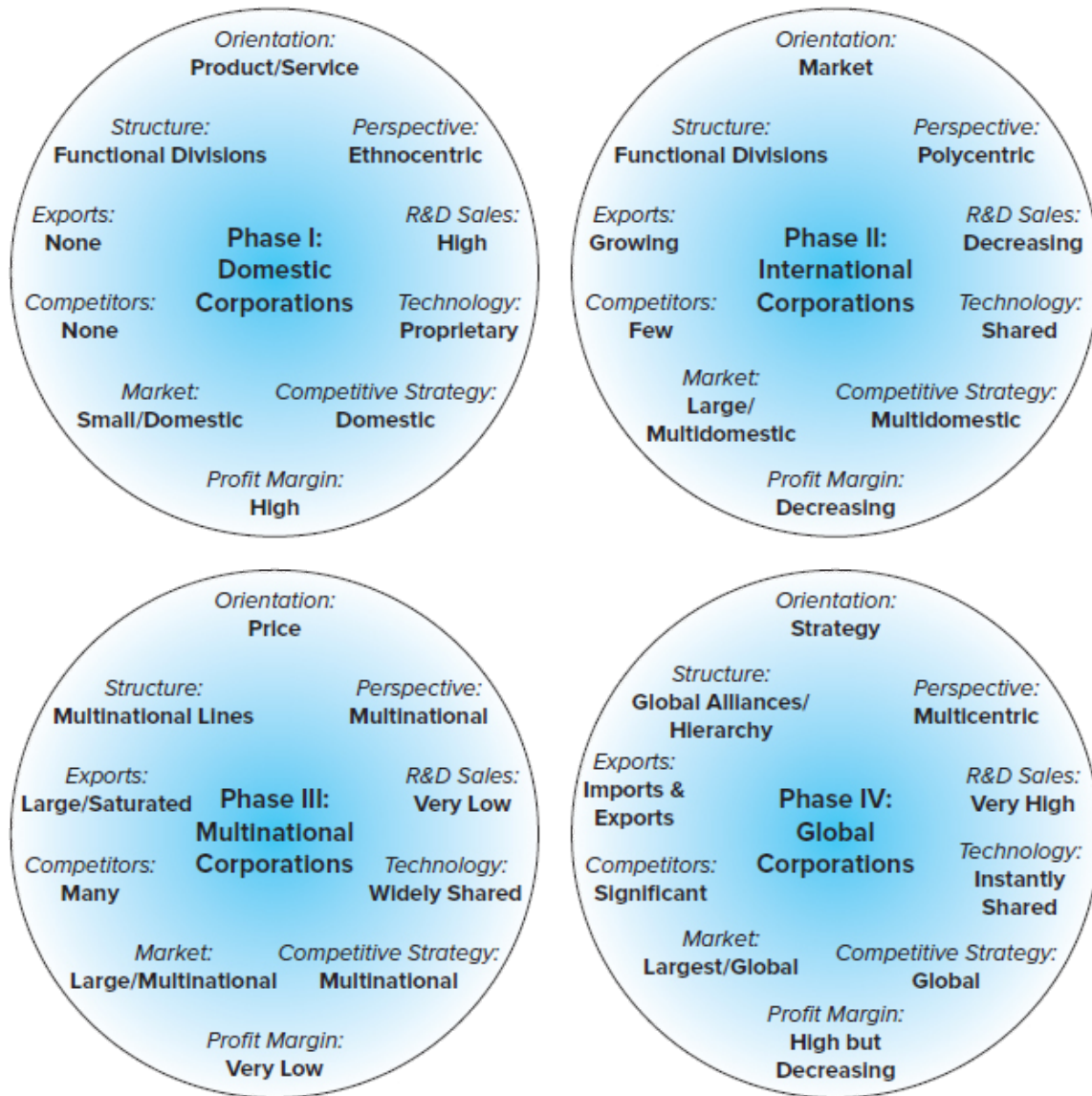


Figure 6-4

International Corporation Evolution

Source: Adler, Nancy J. *International Dimensions of Organizational Behavior*. Cengage Learning, Inc., 2008.

As shown in [Figure 6-5](#), international cultural diversity traditionally affects neither the domestic firm's organizational culture nor its relationship with its customers or clients. These firms work domestically, and only domestic multiculturalism has a direct impact on their dynamics as well as on their relationship to the external environment.

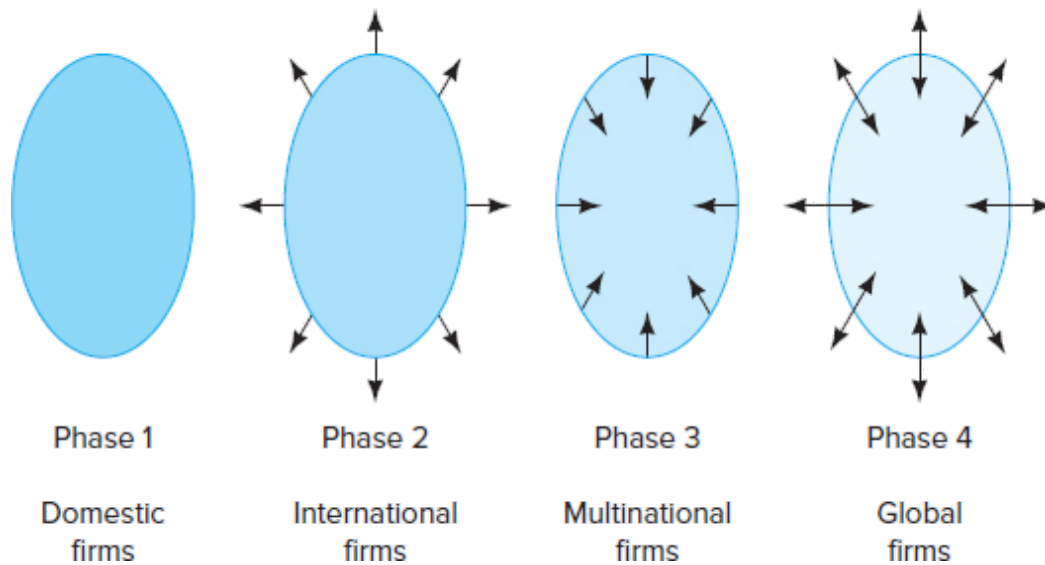


Figure 6-5
Locations of International Cross-Cultural Interaction

Source: Adler, Nancy J. *International Dimensions of Organizational Behavior*. Cengage Learning, Inc., 2008.

Conversely, among international firms, which focus on Page 194 exporting and producing abroad, cultural diversity has a strong impact on their external relationships with potential buyers and foreign employees. In particular, these firms rely heavily on expatriate managers to help manage operations; as a result, the diversity focus is from the inside out. This is the reverse of what happens in multinational firms, where there is less emphasis on managing cultural differences outside the firm and more on managing cultural diversity within the company. This is because multinational firms hire personnel from all over the world. As shown in [Figure 6-5](#), this results in a diversity focus that is primarily internal.

Global firms need both an internal and an external diversity focus (again see [Figure 6-5](#)). To be effective, everyone in the global organization needs to develop cross-cultural skills that allow them to work effectively with internal personnel as well as external customers, clients, and suppliers.

Types of Multiculturalism

For the international management arena, there are several ways of examining multiculturalism and diversity. One is to focus on the domestic multicultural and diverse workforce that operates in the MNC's home country. In addition to domestic multiculturalism, there is the diverse workforce in other geographic locales, and increasingly common is the mix of domestic and overseas personnel found in today's MNCs. The following discussion examines both domestic and group multiculturalism and the potential problems and strengths.

Domestic Multiculturalism It is not necessary for today's organizations to do business in another country to encounter people with diverse cultural backgrounds. Culturally distinct populations can be found within organizations almost everywhere in the world. In Singapore, for example, there are four distinct cultural and linguistic groups: Chinese, Eurasian, Indian, and Malay. In Switzerland, there are four distinct ethnic communities: French, German, Italian, and Romansch. In Belgium, there are two linguistic groups: French and Flemish. In the United States, millions of first-generation immigrants have brought both their languages and their cultures. In Los Angeles, for example, there are more Samoans than on the island of Samoa, more Israelis than in any other city outside Israel, and more first- and second-generation Mexicans than in any other city except Mexico City. In Miami, over one-half the population is Latin, and most residents speak Spanish fluently. More Puerto Ricans live in New York City than in Puerto Rico.

It is even possible to examine domestic multiculturalism within the same ethnic groups. For example, Lee, after conducting research in Singapore among small Chinese family businesses, found that the viewpoints of the older generation differ sharply from those of the younger generation.⁴⁴ Older generations tend to stress hierarchies, ethics, group dynamics, and the status quo, while the younger generations focus on worker responsibility, strategy,

individual performance, and striving for new horizons. These differences can slow organizational processes as one generation considers the other to be ineffective in its methods. Managers, therefore, need to consider employees on an individual basis and try to compile techniques that convey a common message, ultimately maximizing productivity while satisfying everyone across the ages. In short, there is considerable multicultural diversity domestically in organizations throughout the world, and this trend will continue. For example, the U.S. civilian labor force of the next decade will change dramatically in ethnic composition. In particular, there will be a significantly lower percentage of white males in the workforce and a growing percentage of women, African Americans, Hispanics, and Asians.

Group Multiculturalism There are a number of ways that diverse groups can be categorized. Four of the most common are the following:

1. **Homogeneous groups**, in which members have similar backgrounds and generally perceive, interpret, and evaluate events in similar ways. An example is a group of male German bankers who are forecasting the economic outlook for a foreign investment.
2. **Token groups**, in which all members but one have the same background. An example is a group of Japanese retailers and a British attorney who are looking into the benefits and shortcomings of setting up operations in Bermuda.
3. **Bicultural groups**, in which two or more members represent each of two distinct cultures. An example is a group of four Mexicans and four Canadians who have formed a team to investigate the possibility of investing in Russia.
4. **Multicultural groups**, in which there are individuals from three or more different ethnic backgrounds. An example is a group of three

American, three German, three Uruguayan, and three Chinese managers who are looking into mining operations in Chile.

homogeneous group

A group in which members have similar backgrounds and generally perceive, interpret, and evaluate events in similar ways.

token group

A group in which all members but one have the same background, such as a group of Japanese retailers and a British attorney.

bicultural group

A group in which two or more members represent each of two distinct cultures, such as four Mexicans and four Taiwanese who have formed a team to investigate the possibility of investing in a venture.

multicultural group

A group in which there are individuals from three or more different ethnic backgrounds, such as three American, three German, three Uruguayan, and three Chinese managers who are looking into mining operations in South Africa.

As the diversity of a group increases, the likelihood of all members perceiving things in the same way decreases sharply. Attitudes, perceptions, and communication in general may be a problem. On the other hand, there also are significant advantages associated with the effective use of multicultural, diverse groups. Sometimes, local laws require a certain level of diversity in the workplace. More and more, people are moving to other countries to find the jobs that match their skills. International managers need to be cognizant of the likelihood that they will oversee a group that represents many cultures, not

just the pervasive culture associated with that country. The following sections examine the potential problems and the advantages of workplace diversity.

Potential Problems Associated with Diversity

Overall, diversity may cause a lack of cohesion that results in the unit's inability to take concerted action, be productive, and create a work environment that is conducive to both efficiency and effectiveness. These potential problems are rooted in people's attitudes. An example of an attitudinal problem in a diverse group is the mistrust of others. For example, many U.S. managers who work for Japanese operations in the United States complain that Japanese managers often huddle together and discuss matters in their native language. The U.S. managers wonder aloud why the Japanese do not speak English. What are they talking about that they do not want anyone else to hear? In fact, the Japanese often find it easier to communicate among themselves in their native language, and, because no Americans are present, the Japanese managers ask why they should speak English. If there is no reason for anyone else to be privy to the conversation, they say, why should they not opt for their own language? Nevertheless, such practices tend to promote an atmosphere of mistrust.

Another potential problem is perceptual. Unfortunately, when culturally diverse groups come together, they often bring preconceived stereotypes with them. In initial meetings, for example, engineers from economically advanced countries often are perceived as more knowledgeable than those from less advanced countries. In turn, this perception can result in status-related problems because some of the group initially are regarded as more competent than others and likely are accorded status on this basis. As the diverse group works together, erroneous perceptions often are corrected, but this takes time. In one diverse group consisting of engineers from a major Japanese firm and a

world-class U.S. firm, a Japanese engineer was assigned a technical task because of his stereotyped technical educational background. The group soon realized that this particular Japanese engineer was not capable of doing this job because, for the last four years, he had been responsible for ^{Page 196} coordinating routine quality and no longer was on the technological cutting edge. His engineering degree from the University of Tokyo had resulted in the other members perceiving him as technically competent and able to carry out the task; this perception proved to be incorrect.

A related problem is inaccurate biases. For example, it is well known that Japanese companies depend on groups to make decisions. Entrepreneurial behavior, individualism, and originality are typically downplayed.⁴⁵ However, in a growing number of Japanese firms, this stereotype is proving to be incorrect.⁴⁶ Here is an example:

Mr. Uchida, a 28-year-old executive in a small software company, dyes his hair brown, keeps a sleeping bag by his desk for late nights in the office and occasionally takes the day off to go windsurfing. “Sometimes I listen to soft music to soothe my feelings, and sometimes I listen to hard music to build my energy,” said Mr. Uchida, who manages the technology development division of the Rimnet Corporation, an Internet access provider. “It’s important that we always keep in touch with our sensibilities when we want to generate ideas.” The creative whiz kid, a business personality often prized by corporate America, has come to Japan Inc. Unlikely as it might seem in a country renowned for its deference to authority and its devotion to group solidarity, freethinkers like Mr. Uchida are popping up all over the workplace. Nonconformity is suddenly in.⁴⁷

Still another potential problem with diverse groups is miscommunication or inaccurate communication, which can occur for a number of reasons. Misunderstandings can be caused by a speaker using words that are not clear to other members. For example, in a diverse group in which one of the authors was working, a British manager told her U.S. colleagues, “I will fax you this report in a fortnight.” When the author asked the Americans when they would be getting the report, most of them believed it would be arriving in four days.

They did not know that the common British word *fortnight* (14 nights) means “two weeks.”

Another contribution to miscommunication may be the way in which situations are interpreted. Many Japanese nod their heads when others talk, but this does not mean that they agree with what is being said. They are merely being polite and attentive. In many societies, it is impolite to say no, and, if the listener believes that the other person wants a positive answer, the listener will say yes even though this is incorrect. As a result, many U.S. managers find out that promises made by individuals from other cultures cannot be taken at face value—and, in many instances, the other individual assumes that the Americans realize this!

Diversity also may lead to communication problems because of different perceptions of time. For example, many Japanese will not agree to a course of action on the spot. They will not act until they have discussed the matter with their own people because they do not feel empowered to act alone. Many Latin managers refuse to be held to a strict timetable because they do not have the same time urgency that U.S. managers do. Here is another example, as described by a European manager:

In attempting to plan a new project, a three-person team composed of managers from Britain, France, and Switzerland failed to reach agreement. To the others, the British representative appeared unable to accept any systematic approach; he wanted to discuss all potential problems before making a decision. The French and Swiss representatives agreed to examine everything before making a decision, but then disagreed on the sequence and scheduling of operations. The Swiss, being more pessimistic in their planning, allocated more time for each suboperation than did the French. As a result, although everybody agreed on its validity, we never started the project. If the project had been discussed by three Frenchmen, three Swiss, or three Britons, a decision, good or bad, would have been made. The project would not have been stalled for lack of agreement.⁴⁸

Advantages of Diversity

While there are some potential problems to overcome when using culturally diverse groups in today's MNCs, there are also very many benefits to be gained.⁴⁹ In particular, there is growing evidence that culturally diverse groups can enhance creativity, lead to better decisions, and result in more effective and productive performance.⁵⁰

One main benefit of diversity is the generation of more and better ideas. Because group members come from a variety of cultures, they often are able to create a greater number of unique (and thus creative) solutions and recommendations. For example, a U.S. MNC recently was preparing to launch a new software package aimed at the mass consumer market. The company hoped to capitalize on the upcoming Christmas season with a strong advertising campaign in each of its international markets. A meeting of the sales managers from these markets in Spain, the Middle East, and Japan helped the company revise and better target its marketing effort. The Spanish manager suggested that the company focus its campaign around the coming of the Magi (January 6) and not Christmas (December 25) because, in Latin cultures, gifts typically are exchanged on the date that the Magi brought their gifts. The Middle Eastern manager pointed out that most of his customers were not Christians, so a Christmas campaign would not have much meaning in his area. Instead, he suggested the company focus its sales campaign around the value of the software and how it could be useful to customers and not worry about getting the product shipped by early December at all. The Japanese manager concurred with his Middle Eastern colleague but further suggested that some of the colors being proposed for the sales brochure be changed to better fit with Japanese culture. Thanks to these diverse ideas, the sales campaign proved to be one of the most effective in the company's history.

A second major benefit is that culturally diverse groups can prevent **groupthink**, which is social conformity and pressures on individual members

of a group to conform and reach consensus. When groupthink occurs, group participants come to believe that their ideas and actions are correct and that those who disagree with them either are uninformed or are deliberately trying to sabotage their efforts. Multicultural diverse groups often are able to avoid this problem because the members do not think similarly or feel pressure to conform. As a result, they typically question each other, offer opinions and suggestions that are contrary to those held by others, and must be persuaded to change their minds. Therefore, unanimity is achieved only through a careful process of deliberation. Unlike homogeneous groups, where everyone can be “of one mind,” diverse groups may be slower to reach a general consensus, but the decision may be more effective and free of groupthink.

groupthink

Social conformity and pressures on individual members of a group to conform and reach consensus.

Diversity in the workplace enhances more than just the internal operations—it enhances relationships to customers as well. It is commonly held that anyone will have insight into and connect better with others of the same nationality or cultural background, resulting in more quickly building trust and understanding one another's preferences. Therefore, if the customer base is composed of many cultures, it may benefit the company to have representatives from corresponding nationalities. U.S. multinational cosmetic firm Avon adopted this philosophy. When Avon observed an increase in the number of Korean shoppers at one of its U.S. locations, it quickly employed Korean sales staff.⁵¹ The external environment, even in the MNC home country, can encompass many cultures that managers should bear in mind. Expanding diversity in the workplace to better serve the customer means that even local managers have an international exposure, further emphasizing the importance of learning about the multicultural surroundings.

Building Multicultural Team Effectiveness

Multiculturally diverse teams have a great deal of potential, depending on how they are managed. As shown in [Figure 6-6](#), Carol Kovach, who conducted research on the importance of leadership in managing cross-cultural groups, reports that if cross-cultural groups are led properly, they can indeed be highly effective; unfortunately, she also found that if they are not managed properly, they can be highly ineffective. In other words, diverse groups are more powerful than single-culture groups. They can hurt the organization, but, if managed effectively, they can be the best.⁵² The following sections provide the conditions and guidelines for managing diverse groups in today's organizations effectively.

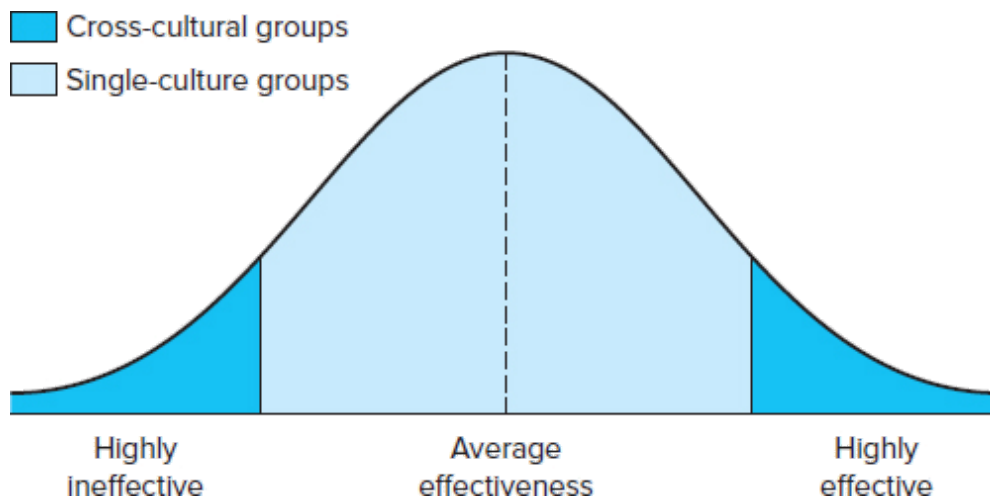


Figure 6-6
Group Effectiveness and Culture

Source: Adler, Nancy J. *International Dimensions of Organizational Behavior*. Cengage Learning, Inc., 2008.

Understanding the Conditions for Effectiveness Multicultural teams are most effective when they face tasks requiring innovativeness. They are far less effective when they are assigned to routine tasks.⁵³ To achieve the greatest effectiveness from diverse teams, the focus of attention must be

determined by the stage of team development (e.g., entry, working, and action stages). In the entry stage, the focus should be on building trust and developing team cohesion, as we saw in *The World of International Management* at the opening of the chapter. This can be difficult for diverse teams, whose members are accustomed to working in different ways. For example, Americans, Germans, and Swiss typically spend little time getting to know each other; they find out the nature of the task and set about pursuing it on their own without first building trust and cohesion. This contrasts sharply with individuals from Latin America, southern Europe, and the Middle East, where team members initially spend a great deal of time getting to know each other. This contrast between task-oriented and relationship-oriented members of a diverse team may slow progress due to communication and strategic barriers. To counteract this problem, it is common in the entry stage of development to find experienced multicultural managers focusing attention on the team members' equivalent professional qualifications and status. Once this professional similarity and respect are established, the group can begin forming a collective unit. In the work stage of development, attention may be directed more toward describing and analyzing the problem or task that has been assigned. This stage often is fairly easy for managers of multicultural teams because they can draw on the diversity of the members in generating ideas. As noted earlier, diverse groups tend to be most effective when dealing with situations that require innovative approaches.

In the action stage, the focus shifts to decision making and implementation. This can be a difficult phase because it often requires consensus building among the members. In achieving this objective, experienced managers work to help the diverse group recognize and facilitate the creation of ideas with which everyone can agree. In doing so, it is common to find strong emphasis on problem-solving techniques such as the

nominal group technique (NGT), where the group members individually make contributions before group interaction takes place and consensus is reached.

Using the Proper Guidelines Some specific guidelines have proved to be helpful as a quick reference for managers when setting out to manage a culturally diverse team. Here are some of the most useful ideas:

1. Team members must be selected for their task-related abilities and not solely based on ethnicity. If the task is routine, homogeneous membership often is preferable; if the task is innovative, multicultural membership typically is best.
2. Team members must recognize and be prepared to deal with their differences. The goal is to facilitate a better understanding of cross-cultural differences and generate a higher level of performance and rapport. In doing so, members need to become aware of their own stereotypes, as well as those of the others, and use this information to better understand the real differences that exist between them. This can then serve as a basis for determining how each individual member can contribute to the overall effectiveness of the team.
3. Because members of diverse teams tend to have more difficulty agreeing on their purpose and task than members of homogeneous groups, the team leader must help the group identify and define its overall goal. This goal is most useful when it requires members to cooperate and develop mutual respect in carrying out their tasks.
4. Members must have equal power, so that everyone can participate in the process; cultural dominance always is counterproductive. As a result, managers of culturally diverse teams distribute power

according to each person's ability to contribute to the task, not according to ethnicity.

5. It is important that all members have mutual respect for each other. This is often accomplished by managers choosing members of equal ability, making prior accomplishments and task-related skills known to the group, and minimizing early judgments based on ethnic stereotypes.
6. Because teams often have difficulty determining what is a good or a bad idea or decision, managers must give teams positive feedback on their process and output. This feedback helps the members see themselves as a team, and it teaches them to value and celebrate their diversity, recognize contributions made by the individual members, and trust the collective judgment of the group.



The World of International Management— Revisited

Our discussion in the World of International Management box at the outset of the chapter introduced the challenges and benefits of diverse, multicultural teams. These teams are becoming commonplace in organizations around the world as work becomes more flexible and less geographically bound. In addition, companies are looking to such teams to solve intractable problems and bring creativity and fresh thinking to their organizations. Using what you have learned from this chapter, answer the following questions: (1) What steps should organizations take to get the most out of their global virtual teams? (2) What types of organizational culture (family, Eiffel Tower, guided

missile, incubator) would be best for leveraging global teams? (3) What advantages and problems associated with diversity have been experienced by global teams? How might they be overcome? (4) What features of multicultural teams are most critical for successful global team collaboration?

SUMMARY OF KEY POINTS

1. Organizational culture is a pattern of basic assumptions developed by a group as it learns to cope with its problems of external adaptation and internal integration and taught to new members as the correct way to perceive, think, and feel in relation to these problems. Some important characteristics of organizational culture include observed behavioral regularities, norms, dominant values, philosophy, rules, and organizational climate.
2. Organizational cultures are shaped by a number of factors, including the general relationship between employees and their organization; the hierarchical system of authority that defines the roles of managers and subordinates; and the general views that employees hold about the organization's purpose, destiny, and goals and their place in the organization. When examining these differences, Trompenaars suggested the use of two continua—equity-hierarchy and person-task orientation—resulting in four basic types of organizational cultures: family, Eiffel Tower, guided missile, and incubator.
3. Family culture is characterized by strong emphasis on hierarchical authority and orientation to the person. Eiffel Tower culture is characterized by strong emphasis on hierarchy and orientation to the task. Guided missile culture is characterized by strong emphasis on

equality in the workplace and orientation to the task. Incubator culture is characterized by strong emphasis on equality and orientation to the person.

4. Success in the international arena often is heavily determined by a company's ability to manage multiculturalism and diversity. Firms progress through four phases in their international evolution: (1) domestic corporation, (2) international corporation, (3) multinational corporation, and (4) global corporation.
5. There are a number of ways to examine multiculturalism and diversity. One is by looking at the domestic multicultural and diverse workforce that operates in the MNC's home country. Another is by examining the variety of diverse groups that exist in MNCs, including homogeneous groups, token groups, bicultural groups, and multicultural groups. Several potential problems as well as advantages are associated with multicultural, diverse teams. Diverse teams not only are helpful to internal operations but can enhance sales to customers as well, as shown at Avon.
6. A number of guidelines have proved to be particularly effective in managing culturally diverse groups. These include the careful selection of the members, identification of the group's goals, establishment of equal power and mutual respect among the participants, and delivery of positive feedback on performance.

KEY TERMS

[bicultural group](#), 195

[Eiffel Tower culture](#), 188

[family culture](#), 188

[groupthink](#), 197

[guided missile culture](#), 189

[homogeneous group](#), 195

[incubator culture](#), 190

[multicultural group](#), 195

[organizational culture](#), 181

[token group](#), 195

REVIEW AND DISCUSSION QUESTIONS

1. Some researchers have found that when Germans work for a U.S. MNC, they become even more German, and when Americans work for a German MNC, they become even more American. Why would this knowledge be important to these MNCs?
2. When comparing the negotiating styles and strategies of French versus Spanish negotiators, a number of sharp contrasts are evident. What are three of these and what could MNCs do to improve their position when negotiating with either group?
3. In which of the four types of organizational cultures—family, Eiffel Tower, guided missile, incubator—would most people in the United States feel comfortable? In which would most Japanese feel comfortable? Based on your answers, what conclusions could you draw regarding the importance of understanding organizational culture for international management?
4. Most MNCs need not enter foreign markets to face the challenge of dealing with multiculturalism. Do you agree or disagree with this statement? Explain your answer.
5. What are some potential problems that must be overcome when using multicultural, diverse teams in today's organizations? What are some recognized advantages? Identify and discuss two of each.

6. A number of guidelines can be valuable in helping MNCs make diverse teams more effective. What are five of these? How do they relate to the guidelines established by Panasonic, as discussed in the International Management in Action box?

INTERNET EXERCISE: LENOVO'S INTERNATIONAL FOCUS

Based in China, Lenovo is one of the largest computer brands in the world. Several years ago, Lenovo purchased IBM's PC business and now sells more computers to retail customers and businesses than any other company in the world. From its base in China, it is moving aggressively into global markets, especially emerging countries like India.

Visit Lenovo's website at <https://www.lenovo.com> and review some of the latest developments. In particular, pay close attention to its product line and international expansion. On the website, identify three countries where the firm is doing business: one from the Americas, one from Europe, and one from Southeast Asia or India. (The sites are all presented in the local language, so you might want to make India or Hong Kong your choice because this site is in English.) Compare and contrast the product offerings and ways in which Lenovo goes about marketing itself over the web in these locations. What do you see as some of the major differences? Second, using [Figure 6-2](#) and [Table 6-3](#) as your guide, in what way are differences in organizational cultures internationally likely to present significant challenges to Lenovo's efforts to create a smooth-running international enterprise? Look at the web page showing Lenovo's leadership team. What do you notice? What would you see as two of the critical issues with which management will have to deal? Third, what are two steps that

you think Lenovo will have to take in order to build multicultural team effectiveness? What are two guidelines that can help it do this?

ENDNOTES

1. Bradley L. Kirkman, Benson Rosen, Cristina Gibson, and Paul E. Tesluk. "Five Challenges to Virtual Team Success: Lessons from Sabre, Inc." *Academy of Management Executive* 16, no. 3 (2002): 67–79, <http://turbo.kean.edu/~jmcgill/sabre.htm>.
2. Ibid.
3. Bourke, Juliet. "Working in Multicultural Teams: A Case Study," Deloitte, <https://www2.deloitte.com>.
4. Sarah Murray, "Global Teams Try to Break Communication Barriers," *Financial Times*, February 28, 2017, <https://www.ft.com/content/ce468274-d342-11e6-b06b-680c49b4b4c0>.
5. Melanie Doulton, "Tips for Working in Global Teams," *The Institute* (IEEE), January 5, 2007.
6. Steven R. Rayner, "The Virtual Team Challenge," Rayner & Associates, Inc., 1997, <http://raynerassoc.com/Resources/Virtual.pdf>.
7. Katie Reynolds, "13 Benefits and Challenges of Cultural Diversity in the Workplace," Hult International Business School, 2018, <https://www.hult.edu/blog/benefits-challenges-cultural-diversity-workplace>.
8. Katy Steinmetz, "Uber's Problems Are Silicon Valley's Problems," *Time*, June 12, 2017, <http://time.com/4814714/uber->

[diversity-sexism-kalanick-report](#).

9. Johana Bhuiyan, “Uber's First Diversity Report under CEO Dara Khosrowshahi Shows Uber Is Still Mostly White and Male,” Recode, April 25, 2018, <https://www.recode.net/2018/4/25/17275010/uber-executive-diversity-black-latinx>.
10. Ibid.
11. Kirkman, Rosen, Gibson, and Tesluk, “Five Challenges to Virtual Team Success: Lessons from Sabre, Inc.”
12. Steven R. Rayner, “The Virtual Team Challenge.” Rayner & Associates, Inc., 1997, https://docgo.net/detail-doc.html?utm_source=richa-SQNDIBu
13. Ibid.
14. Lisa Hoecklin, *Managing Cultural Differences: Strategies for Competitive Advantage* (Workingham, U.K.: Addison-Wesley, 1995), 146.
15. Edgar H. Schein, *Organizational Culture and Leadership*, 2nd ed. (San Francisco: Jossey-Bass, 1997), 12.
16. Fred Luthans, *Organizational Behavior*, 10th ed. (New York: McGraw-Hill/Irwin, 2005), 110–11.
17. In addition, see W. Mathew Jeuchter, Caroline Fisher, and Randall J. Alford, “Five Conditions for High-Performance Cultures,” *Training and Development Journal* (May 1998): 63–67.

18. “Our Leadership Team,” AstraZeneca,
<https://www.astrazeneca.com/our-company/leadership.html#!>.
19. “What Science Can Do: AstraZeneca Annual Report and Form 20-F Information 2017,” AstraZeneca, March 23, 2018,
[https://www.astrazeneca.com/content/dam/az/Investor_Relations/annual-reports-homepage/AstraZeneca_AR_2017%20\(1\).pdf](https://www.astrazeneca.com/content/dam/az/Investor_Relations/annual-reports-homepage/AstraZeneca_AR_2017%20(1).pdf).
20. “Health: AstraZeneca Annual Report and Form 20-F Information 2011,” AstraZeneca, 2012,
<https://www.astrazeneca.com/content/dam/az/our-company/investor-relations/presentations-and-webcast/Annual-Reports/2011-Annual-report.pdf>.
21. Prashant Kale, Harbir Singh, and Anand Raman, “Don't Integrate Your Acquisitions, Partner with Them,” *Harvard Business Review*, December 2009,
<https://webcache.googleusercontent.com/search?q=cache:lajyv0FdxQQJ:https://hbr.org/2009/12/dont-integrate-your-acquisitions-partner-with-them+&cd=1&hl=en&ct=clnk&gl=us>.
22. Oh Hwa-seok, “Tata Daewoo: An Indian Success Story in Korea,” *Asia-Pacific Business & Technology Report*, January 1, 2010, <http://www.biztechreport.com/story/378-tata-daewoosuccess-story-korea>.
23. Kale, Singh, and Raman, “Don't Integrate Your Acquisitions, Partner with Them.”
24. Hoecklin, *Managing Cultural Differences*.

25. Andre Laurent, "The Cultural Diversity of Western Conceptions of Management," *International Studies of Management and Organization*, Spring–Summer 1983, 75–96.
26. Nancy J. Adler, *International Dimensions of Organizational Behavior*. (Boston: PWS-Kent, 1991).
27. William Holstein, "Lucent-Alcatel: Why Cross-Cultural Mergers Are So Tough," *CBS Money Watch*, November 6, 2007, <https://www.cbsnews.com/news/lucent-alcatel-why-cross-cultural-mergers-are-so-tough>.
28. David Jolly, "Culture Clash Hits Home at Alcatel-Lucent," *New York Times*, July 29, 2008, www.nytimes.com/2008/07/29/business/worldbusiness/29ihtalcatel.4.14867263.html?_r=0.
29. Holstein, "Lucent-Alcatel: Why Cross-Cultural Mergers Are So Tough."
30. Jolly, "Culture Clash Hits Home at Alcatel-Lucent."
31. Hoecklin, *Managing Cultural Differences*, 151.
32. Robert Hughes, "Weekend Journal: Futures and Options: Global Culture," *Wall Street Journal*, October 10, 2003, W2.
33. Rita A. Numeroff and Michael N. Abrahams, "Integrating Corporate Culture from International M&As," *HR Focus*, June 1998, 12.
34. Ibid.
35. See Maddy Janssens, Jeanne M. Brett, and Frank J. Smith, "Confirmatory Cross-Cultural Research: Testing the Viability of

a Corporation-Wide Safety Policy,” *Academy of Management Journal* (June 1995): 364–82.

36. Fons Trompenaars, *Riding the Waves of Culture: Understanding Diversity in Global Business* (Burr Ridge, IL: Irwin, 1994), 154.
37. Ibid.
38. Ibid.
39. Ibid., 164.
40. Ibid.
41. Ibid.
42. For more, see Rose Mary Wentling and Nilda Palma-Rivas, “Current Status of Diversity Initiatives in Selected Multinational Corporations,” *Human Resource Development Quarterly*, Spring 2000, 35–60.
43. Adler, *International Dimensions of Organizational Behavior*, 121.
44. Jean Lee, “Culture and Management: A Study of Small Chinese Family Business in Singapore,” *Journal of Small Business Management* (July 1996): 65.
45. Noboru Yoshimura and Philip Anderson, *Inside the Kaisha: Demystifying Japanese Business Behavior* (Boston: Harvard Business School Press, 1997).
46. Edmund L. Andrews, “Meet the Maverick of Japan, Inc.” *New York Times*, October 12, 1995, C1, C4.
47. Sheryl WuDunn, “Incubators of Creativity.” *New York Times*, October 9, 1997, C1–C21.

48. Nancy J. Adler, *International Dimensions of Organizational Behavior*. (Boston: Cengage Learning, 2007).
49. Adele Thomas and Mike Bendixen, "The Management Implications of Ethnicity in South Africa," *Journal of International Business Studies* (Third Quarter 2000): 507–19.
50. John M. Ivencevich and Jacqueline A. Gilbert, "Diversity Management: Time for a New Approach," *Public Personnel Management*, Spring 2000, 75–92.
51. "Over the Rainbow," *Economist Online*, November 20, 1997, <http://www.economist.com/node/106483>.
52. See, for example, Betty Jane Punnett and Jason Clemens, "Cross-National Diversity: Implications for International Expansion Decisions," *Journal of World Business* 34, no. 2 (1999): 128–38.
53. Adler, *International Dimensions of Organizational Behavior*, 137.
54. CIA, "Nigeria," *The World Factbook*, 2019, <https://www.cia.gov/library/publications/the-world-factbook/geos/ni.html>.
55. Ibid.
56. Ibid.
57. Ibid.
58. World Economic Outlook Database, "Nigeria," International Monetary Fund, July 2018,

https://www.imf.org/external/pubs/ft/weo/2018/01/weodata/weo_selgr.aspx.

59. “Nigeria Profile—Timeline,” BBC, February 18, 2019, <https://www.bbc.com/news/world-africa-13951696>.
60. CIA, “Nigeria,” *The World Factbook*, 2019, <https://www.cia.gov/library/publications/the-world-factbook/geos/ni.html>.
61. Jim Stenman and Peter Guest, “The Man Who Wants to Make Hollywood Move to Nigeria,” [CNN.com](https://edition.cnn.com/2015/10/23/africa/nollywood-hits-london-mpkaru-abudu), October 25, 2015, <https://edition.cnn.com/2015/10/23/africa/nollywood-hits-london-mpkaru-abudu>.
62. Ibid.



In the International Spotlight

Nigeria

Located in western Africa, Nigeria is situated between the countries of Benin and Cameroon on the Gulf of Guinea. The Niger River, perhaps the most important river in western Africa, flows into the country through Niger and empties into the Gulf of Guinea. The total land mass of

Nigeria is slightly larger than twice the size of California. Its natural resources include natural gas, petroleum, tin, iron ore, coal, limestone, niobium, lead, zinc, and arable land. The climate is tropical in most of the country, although the northern portion of the country is quite arid.⁵⁴

The British empire controlled a majority of Africa and, specifically, Nigeria from the early 19th century until the end of World War II. Nigeria gained its independence in 1960, but its politics consisted of military regimes and numerous coups. Military rule continued until the adoption of a new constitution in 1999, which transitioned the country's government into a civilian one. Since this transition, the political environment has been relatively stable, consisting of legitimate and regular elections. The country is, however, still feeling the effects of the four decades of corruption and mismanagement.⁵⁵

With over 203.4 million people and a growth rate of 2.5 percent in 2019, Nigeria is Africa's most populous nation and one of the fastest growing. Population projections indicate that the nation will grow to nearly 400 million by 2050, becoming the world's fourth most populous country. The official spoken language is English, due to Nigeria's history as a part of the British empire. The country is incredibly diverse, with more than 250 ethnic groups. Religiously, Nigeria is split evenly between Muslims and Christians. This spiritual division has led to significant unrest and civil wars from the time of its independence until recent history.⁵⁶

The country's population is younger than most. Nigeria faces the difficult challenge of harnessing the potential of its young population (median age of 18.3 years in 2018) to boost economic development, reduce widespread poverty, and channel individuals into productive activities instead of ongoing religious and ethnic violence. Wealth inequality is especially pronounced in Nigeria, leaving a large gap

between the “haves” and “have nots.” With a GDP per capita in 2018 of US\$2,100, over 60 percent of the country's population lives below the poverty line. Nigeria's total 2018 GDP stood at US\$409 billion and has been experiencing a slowing, but still steady, economic growth. In 2018, the economy expanded by just over 2 percent.^{57,58}

Nigeria still faces major challenges. Two large terrorist groups, Boko Haram and the Islamic State of Iraq and ash-Sham (ISIS)-West Africa, reside in the northeast of Nigeria. Both aim to replace the Nigerian government with an Islamic state under Sharia law and attack both civilian and regional military targets in order to expand their foothold on the region. Boko Haram has killed tens of thousands of Nigerians over the last decade, violently targeting any political or social activity associated with Western society. Additionally, the country still struggles with infant and maternal mortality and has the highest number of deaths due to AIDS globally.^{59,60}

You Be the International Management Consultant

The Nigerian owner of the Filmhouse Cinemas franchise, Kene Mpkaru, has announced a significant expansion of his company's presence in the country. Although the movie industry in Nigeria currently consists of viewers watching movies in their homes, Mpkaru believes there is growth potential for in-theater watching. Mpkaru has some expertise in the movie theater business; prior to owning his Nigerian franchise, he worked for a European franchise and oversaw substantial expansion. Currently, Filmhouse has 9 movie theaters in Nigeria, and the company plans to open 16 additional locations. The greatest challenge to doing business in the country is the relatively low purchasing power of the

consumers, with more than 60 percent of the population living below the poverty line. Prior to Filmhouse, Nigeria's main movie theater option was a high-end theater that included a full dining experience, costing approximately US\$40 per ticket.⁶¹

Nigeria has built a film industry of its own in recent years. The country's movies, generally shot with very small budgets, are often released directly to DVD. This industry, referred to as “Nollywood,” accounts for approximately 1.5 percent of the nation's GDP, or US\$7 billion. For Filmhouse, this domestic industry could serve as an attractive expansion vehicle.⁶²

Questions

1. If you were a consultant for Filmhouse, how would you advise Kene Mpkaru regarding his next moves in Nigeria?
2. What specific aspects of the country are positive for the company? What factors are negatives?
3. How would you deal with the wealth gap in the country?
4. Would you advise Filmhouse to concentrate on Nollywood productions, or would you try to attract Hollywood movies?

Design Elements: Chess Icon, Globe Icon, People Icon: McGraw-Hill Global Education Holdings, LLC; World map vector: vectorlight/Shutterstock; World map background with globe: one AND only/Shutterstock



Chapter 7

CROSS-CULTURAL COMMUNICATION AND NEGOTIATION

OBJECTIVES OF THE CHAPTER

Communication takes on special importance in international management because of the difficulties in conveying meanings between parties from different cultures. The problems of misinterpretation and error are compounded in the international context. [Chapter 7](#) examines how the communication process in general works, and it looks at the downward and upward communication flows that commonly are used in international communication. Then the chapter examines the major barriers to effective international communication and reviews ways of dealing with these communication problems. Finally, one important dimension of international communication, international negotiation, is examined, with particular attention to how negotiation approaches and strategies must be adapted to different cultural environments. The specific objectives of this chapter are

1. **DEFINE** the term *communication*, examine some examples of verbal communication styles, and explain the importance of message interpretation.

2. **ANALYZE** the common downward and upward communication flows used in international communication.
3. **EXAMINE** the language, perception, and culture of communication and nonverbal barriers to effective international communications.
4. **PRESENT** the steps that can be taken to overcome international communication problems.
5. **DEVELOP** approaches to international negotiations that respond to differences in culture.
6. **REVIEW** different negotiating and bargaining behaviors that may improve negotiations and outcomes.

The World of International Management

Netflix's Negotiations: Global Expansion Strategies

In just a decade, Netflix has disrupted the global entertainment industry and transformed the way in which consumers watch television around the world. Today, nearly half of households in the United States have access to a Netflix subscription, and the company has evolved into the world's largest provider of Internet-based content. Over the past few years, Netflix has been particularly aggressive in expanding its operations internationally; in 2015 alone, Netflix launched service in 130 new countries, tripling the number of international markets it served.¹ By the end of 2018, the company, which originally started as a mail-order DVD rental service in 1997, had established video-streaming operations in nearly every country in the world. Of its 137 million subscribers, over 57 percent are outside the U.S.^{2,3,4}

Critical to this rapid expansion was Netflix's entry strategy. As a digital service provider, without physical goods or merchandise being imported and exported into the countries in which it operates, Netflix has been able to skip the lengthy, typically required governmental negotiations that most other companies must endure when expanding into foreign markets. For the most part, Netflix's strategy appears to have worked; the company has been able to operate across North and South America, Africa, and Europe without any governmental challenge. However, in places where government regulators have made entry difficult, such as China, and in places where subscriber growth has been lacking, such as France, Netflix has learned to alter its approach and negotiate strategic partnerships that ensure access to the market.

Partnering with iQiyi in China

With more than 1.3 billion consumers—many of whom are ascending into the middle class—China has become a prominent market with the potential to become Netflix's largest subscription base. However, unlike other markets, Netflix must have specific governmental approval to operate in China. Negotiations in China have notoriously taken long periods of time to complete; Apple spent years negotiating with Chinese officials to receive permission to sell its iPhone within the country.⁵ Additionally, Chinese regulators exert heavy control over content. All shows, including original programming produced by Netflix, would undergo censoring prior to inclusion on the Chinese Netflix platform.⁶ Domestic streaming services, though lacking the infrastructure and content selection that Netflix boasts, add an additional layer of complexity to negotiations. Most of the domestic

streaming services are free to the public and funded by the government, giving the Chinese government a stake in Netflix's competitors.⁷

To ensure success in China, Netflix first had to manage the negotiation process with government officials. Any misunderstanding would have likely resulted in further setbacks for Netflix. According to *Harvard Business Review*, there are multiple cultural differences when negotiating in China that companies like Netflix should be aware of, a few of which are

- Formality in business dealings is critical in China, while informality is commonplace in the U.S. Failure to address Chinese business partners by their rank or importance could be seen as insulting, ultimately leading to a deterioration of negotiations.
- The presence of a high-level company official, like the CEO, at the bargaining table is culturally seen as increasing the level of seriousness and can significantly improve the outcome of the negotiations for the company.
- Chinese negotiators tend to require a longer period of relationship building than their U.S. counterparts. It is not uncommon for several months of vetting to be required before discussions become more serious and detailed. Rushing a deal may be perceived as culturally rude.⁸

In 2017, after struggling for several years to win government approval to operate in China, Netflix finally landed a deal to partner with iQiyi, a Chinese video-streaming platform. This partnership allows Netflix to license its online content, including its original programming, to iQiyi. With this licensing deal, Netflix is hoping to quickly grow its

number of viewers in China to offset the rising costs of producing new shows and movies for the platform.⁹ Similarly, iQiyi is hoping that the addition of Netflix's content will attract more long-term subscribers and transform the platform into the most prominent video-streaming service provider in China.

Although Netflix is not directly operating as a video-streaming service provider, partnering with iQiyi provides the company with significant advantages. Netflix incurs minimal operating costs in China. iQiyi is a subsidiary of China's favorite search engine, Baidu, which has a powerful relationship with Chinese officials and thoroughly understands the censorship requirements enforced by the government. Netflix, therefore, does not have to worry about managing those relationships and censorship requirements when licensing out its contents through a third-party provider.¹⁰

Partnership with Global Carriers

In markets where Netflix does not face government regulation but still has difficulty building a subscriber base, the company has developed a strategy of negotiating partnerships with external cellular and cable television providers. These providers, which have large-scale, well-established operations in their respective countries, provide services to millions of subscribers through the existing infrastructure. By partnering with cellular and cable companies, Netflix is able to access these potential subscribers almost instantaneously. The typical expenses associated with acquiring new customers, including marketing and distribution, can be reduced substantially.¹¹

The first deal of this kind was with Orange, one of the largest telecom providers in France. Initial negotiations were challenging;

Netflix and Orange were deadlocked over the details surrounding revenue sharing, and French regulators required that Netflix help fund local-language video content. Despite the difficulties during the negotiations, the deal has proved to be lucrative for Netflix. Through its partnership with Orange, Netflix now has easier access to 200 million Orange customers in nearly 30 countries across Europe, Africa, and the Middle East.^{12,13}

When negotiating these partnership deals, Netflix's greatest bargaining power might be the increased level of customer retention that can be achieved when cellular and cable providers package Netflix on their networks. Liberty Global, the largest cable and Internet provider outside the United States, initially struck a deal with Netflix that included only its subscribers in the United Kingdom. Internal company research revealed that Liberty Global's Netflix customers showed greater customer loyalty and were less likely to switch to another service provider. As a result, Liberty Global expanded its Netflix deal to encompass more than 30 countries across Latin America, the Caribbean, and Europe.¹⁴

Flexibility and creativity have also been key to Netflix's negotiation strategy. A good example can be seen through Netflix's partnership with British cable provider Sky. For years, the two companies were unable to strike a deal. Originally, Netflix proposed a traditional revenue-sharing arrangement, similar to other deals that it had made in the past. However, Sky saw Netflix as direct competition and feared that Netflix's original programming may draw subscribers away from its own platform. In late 2018, the two companies reached an agreement that creatively meets both companies' goals: Rather than offer Netflix as a standalone service offered through the cable subscription, the new Sky and Netflix deal

integrates the Netflix content directly into Sky's existing on-demand infrastructure. The bundled package creates a seamless interface that maintains Sky's platform while providing its subscribers with access to Netflix's vast video library.^{15,16}

The opening World of International Management illustrates how partnerships and negotiations between a U.S. multinational company, like Netflix, and a foreign government or business can result in successful expansion into new markets. Netflix's partnership with iQiyi provided the company with access to the largest market on the globe, and its deals with Orange, Liberty Global, and Sky allowed the company to leverage existing infrastructure to expand its subscriber base.

In this chapter, we explore communication and negotiation styles across cultures, emphasizing the importance of understanding different approaches to the development of effective international communication and negotiation strategies.

■ The Overall Communication Process

Communication is the process of transferring meanings from sender to receiver. On the surface, this appears to be a fairly straightforward process. On analysis, however, there are a great many problems in the international arena that can result in the failure to transfer meanings correctly.

communication

The process of transferring meanings from sender to receiver.

In addition, as suggested in the chapter opening World of International Management, the means and modes of communication have changed dramatically in recent decades. The advent of the telephone, then the Internet,

and most recently personal communication devices (smartphones) has influenced how, when, and why people communicate. These trends have both benefits and disadvantages. On the plus side, we have many more opportunities to communicate rapidly, without delays or filters, and often can incorporate rich content, such as photos, videos, and links to other information, in our exchanges. On the other hand, some are concerned that these devices are rendering our communication less meaningful and personal. In his book, Carr argues that when we go online, “we enter an environment that promotes cursory reading, hurried and distracted thinking, and superficial learning.” He calls the Internet “a technology of forgetfulness.” Web pages draw us into a myriad of embedded links while we are assaulted by other messages via e-mail, RSS, and Instagram and Facebook accounts. He suggests that greater access to knowledge is not the same as greater knowledge and that an ever-increasing plethora of facts and data is not the same as wisdom.¹⁷

Despite these concerns, communication—verbal and otherwise—remains an important dimension of international management. In this chapter, we survey various communication styles, how communication is processed and interpreted, and how culture and language influence communication (and miscommunication).

Verbal Communication Styles

One method of examining the ways in which individuals convey information is by looking at their communication styles. In particular, as has been noted by Hall, context plays a key role in explaining many communication differences.¹⁸ **Context** is information that surrounds a communication and helps convey the message. In high-context societies, such as Japan and many Arab countries, messages are often highly coded and implicit. As a result, the receiver's job is to interpret what a message means by correctly filtering

through what is being said and the way in which the message is being conveyed. This approach is in sharp contrast to low-context societies such as the United States and Canada, where the message is explicit and the speaker says precisely what he or she means. These contextual factors must be considered when marketing messages are being developed in disparate societies. For example, promotions in Japan should be subtle and convey a sense of community (high context). Similar segments in the United States, a low-context environment, should be responsive to expectations for more explicit messages. [Figure 7-1](#) provides an international comparison of high-context and low-context societies. In addition, [Table 7-1](#) presents some of the major characteristics of communication styles.

context

Information that surrounds a communication and helps convey the message.

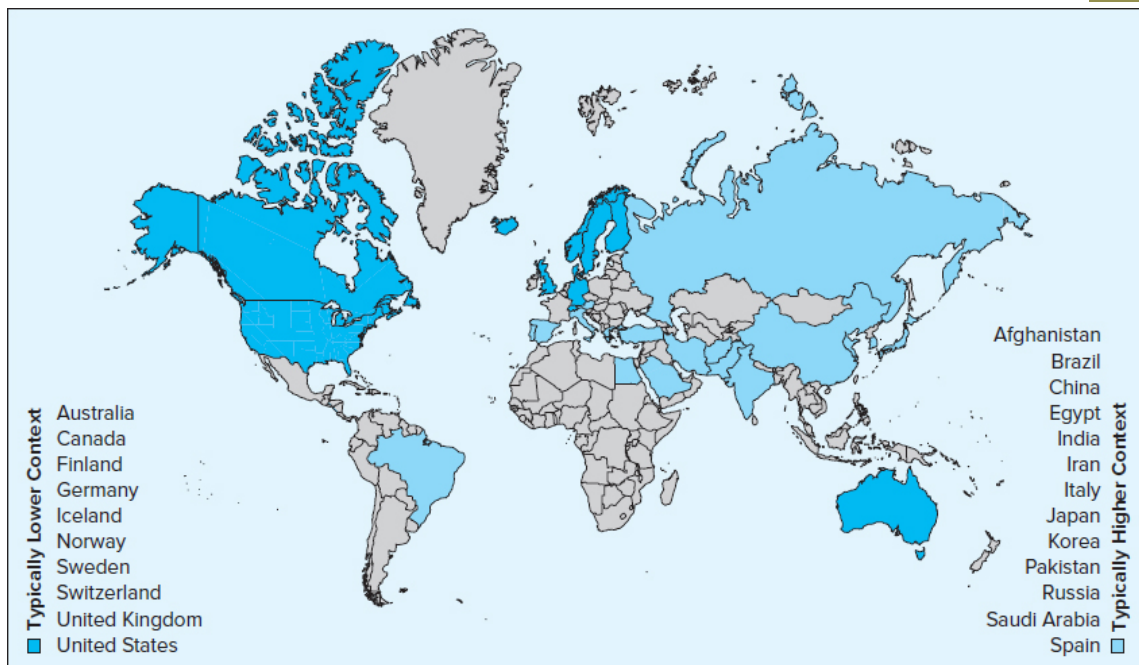


Figure 7-1

High-/Low-Context Communication: An International Comparison

Source: Original graphic by Professor Jonathan Doh based on data from Brake, Terence, Danielle Medina Walker, and Thomas D. Walker. *Doing Business Internationally: The Guide to Cross-Cultural Success*. Burr Ridge, IL: Irwin, 1994, and Griffith, Sarah. "Intercultural Business Communication: High Context vs. Low Context Communication." HubPages, 2011, <http://hubpages.com/business/Intercultural-Business-Communication-High-Context-vs-Low-Context-Communication>.

Table 7-1
Major Characteristics of Verbal Styles

Verbal Style	Major Variation	Interaction Focus and Content	Cultures In Which Characteristic Is Found
Indirect vs. direct	Indirect	Implicit messages	Collective, high context
	Direct	Explicit messages	Individualistic, low context
Succinct vs. elaborate	Elaborate	High quantity of talk	Moderate uncertainty avoidance, high context
	Exacting	Moderate amount of talk	Low uncertainty avoidance, low context
	Succinct	Low amount of talk	High uncertainty avoidance, high context
Contextual vs. personal	Contextual	Focus on the speaker and role relationships	High power distance, collective, high context
	Personal	Focus on the speaker and personal relationships	Low power distance, individualistic, low context
Affective vs. Instrumental	Affective	Process-oriented and receiver-focused language	Collective, high context
	Instrumental	Goal-oriented and sender-focused language	Individualistic, low context

Indirect and Direct Styles In high-context cultures, messages are Page 208 implicit and indirect. One reason is that those who are communicating—family, friends, co-workers, clients—tend to have both close personal relationships and large information networks. As a result, each knows a lot about others in the communication network; they do not have to rely on

language alone to communicate. Voice intonation, timing, and facial expressions can all play roles in conveying information.

In low-context cultures, people often meet only to accomplish objectives. Since they do not know each other very well, they tend to be direct and focused in their communications.

One way of comparing these two kinds of culture—high-context and low-context—is by finding out what types of questions are typically asked when someone is contacted and told to attend a meeting. In a high-context culture, it is common for the person to ask, “Who will be at this meeting?” so that he or she knows how to prepare for appropriate personal interactions. In contrast, in a low-context culture, the individual is likely to ask, “What is the meeting going to be about?” so that he or she knows how to organize properly for the engagement. In the high-context society, the person focuses on the environment in which the meeting will take place. In the low-context society, the individual is most interested in the objectives that are to be accomplished at the meeting.

Elaborate to Succinct Styles There are three degrees of communication quantity—elaborate, exacting, and succinct. In high-context societies, the elaborate style is very common. There is a great deal of talking, description includes much detail, and people often repeat themselves. This elaborate style is widely used in Arabic countries.

The exacting style is more common in nations such as England, Germany, and Sweden. This style focuses on precision and the use of the right number of words to convey the message. If a person uses too many words, this is considered exaggeration; if the individual relies on too few, the result is an ambiguous message.

The succinct style is most common in Asia, where people tend to say few words and allow understatements, pauses, and silence to convey meaning. In

particular, in unfamiliar situations, communicators are succinct in order to avoid risking a loss of face.

Researchers have found that the elaborating style is more popular in high-context cultures that have a moderate degree of uncertainty avoidance. The exacting style is more common in low-context, low-uncertainty-avoidance cultures. The succinct style is more common in high-context cultures with considerable uncertainty avoidance.

Contextual and Personal Styles A contextual style is one that focuses on the speaker and relationship of the parties. For example, in Asian cultures people use words that reflect the roles and hierarchical relationship of those in the conversation. As a result, in an organizational setting, speakers choose words that indicate their status relative to the status of the others. Commenting on this idea, Yoshimura and Anderson have noted that white-collar, middle-management employees in Japan, commonly known as salarymen, quickly learn how to communicate with others in the organization by understanding the context and reference group of the other party:

A salaryman can hardly say a word to another person without implicitly defining the reference groups to which he thinks both of them belong.... [This is because] failing to use proper language is socially embarrassing, and the correct form of Japanese to use with someone else depends not only on the relationship between the two people, but also on the relationship between their reference groups. Juniors defer to seniors in Japan, but even this relationship is complicated when the junior person works for a much more prestigious organization (for example, a government bureau) than the senior. [As a result, it is] likely that both will use the polite form to avoid social embarrassment.¹⁹

A personal style focuses on the speaker and the reduction of barriers between the parties. In the United States, for example, it is common to use first names and to address others informally and directly on an equal basis.

Researchers have found that the contextual style is often Page 209 associated with high-power-distance, collective, high-context cultures.

Examples include Japan, India, and Ghana. In contrast, the personal style is more popular in low-power-distance, individualistic, low-context cultures. Examples include the United States, Australia, and Canada.

Affective and Instrumental Styles The affective style is characterized by language that requires the listener to carefully note what is being said and to observe how the sender is presenting the message. Quite often, the meaning that is being conveyed is nonverbal and requires the receiver to use his or her intuitive skills in deciphering what is being said. The part of the message that is being left out may be just as important as the part that is being included. In contrast, the instrumental style is goal oriented and focuses on the sender. The individual clearly lets the other party know what he or she wants the other party to know.

The affective style is common in collective, high-context cultures such as the Middle East, Latin America, and Asia. The instrumental style is more commonly found in individualistic, low-context cultures such as Switzerland, Denmark, and the United States.

[Table 7-2](#) provides a brief description of the four verbal styles that are used in select countries. A close look at the table helps explain why managers in Japan can have great difficulty communicating with their counterparts in the United States and vice versa: The verbal styles do not match in any context.

Table 7-2

Verbal Styles Used in 10 Select Countries

--

Country	Indirect vs. Direct	Elaborate vs. Succinct	Contextual vs. Personal	Affective vs. Instrumental
Australia	Direct	Exacting	Personal	Instrumental
Canada	Direct	Exacting	Personal	Instrumental
Denmark	Direct	Exacting	Personal	Instrumental
Egypt	Indirect	Elaborate	Contextual	Affective
England	Direct	Exacting	Personal	Instrumental
Japan	Indirect	Succinct	Contextual	Affective
Korea	Indirect	Succinct	Contextual	Affective
Saudi Arabia	Indirect	Elaborate	Contextual	Affective
Sweden	Direct	Exacting	Personal	Instrumental
United States	Direct	Exacting	Personal	Instrumental

Source: Francesco, Anne Marie, and Barry Allen Gold. *International Organizational Behavior: Text, Readings, Cases, and Skills*. New Jersey: Prentice Hall, 1998.

Interpretation of Communications

The effectiveness of communication in the international context often is determined by how closely the sender and receiver have the same meaning for the same message.^{20,21} If their meanings are different, effective communication will not occur. A good example is a U.S. firm that wanted to increase worker output among its Japanese personnel. This firm put an individual incentive plan into effect, whereby workers would be given extra pay based on their work output. The plan, which had worked well in the United States, was a total flop. The Japanese were accustomed to working in groups and to being rewarded as a group. In another case, a U.S. firm offered a bonus to anyone who would provide suggestions that resulted in increased productivity. The Japanese workers rejected this idea because they felt that no one working alone is responsible for increased productivity; it is always a group effort. When the company changed the system and began rewarding group productivity, it was successful in gaining support for the program.

A related case occurs when both parties agree on the content of Page 210 the message but one party believes it is necessary to persuade the other to

accept the message. Here is an example:

Motorola University recently prepared carefully for a presentation in China. After considerable thought, the presenters entitled it “Relationships do not retire.” The gist of the presentation was that Motorola had come to China in order to stay and help the economy to create wealth. Relationships with Chinese suppliers, subcontractors and employees would constitute a permanent commitment to building Chinese economic infrastructure and earning hard currency through exports. The Chinese audience listened politely to this presentation but was quiet when invited to ask questions. Finally one manager put up his hand and said: “Can you tell us about pay for performance?”²²

Quite obviously, the Motorola presenter believed that it was necessary to convince the audience that the company was in China for the long run. Those in attendance, however, had already accepted this idea and wanted to move on to other issues.

■ Communication Flows

Communication flows in international organizations move both down and up. However, there are some unique differences among organizations around the world.

Downward Communication

Downward communication is the transmission of information from manager to subordinate. The primary purpose of the manager-initiated communication flow is to convey orders and information. Managers use this channel to let their people know what is to be done and how well they are doing. The channel facilitates the flow of information to those who need it for operational purposes.

downward communication

The transmission of information from manager to subordinate.

Communicating with subordinates can be both challenging and difficult, especially if the manager delivering the news does not believe in the decision. Some suggest that managers should consider pushing back with superiors to gauge whether there is some flexibility. “[If you haven't fully bought into it,] your employees will be able to tell in the tone of your voice or your body language that you do not believe in what you are doing,” says Ray Skiba, director of human resources at Streck, a manufacturer of clinical laboratory products in Omaha, Nebraska. Whether or not this is successful, sending a mixed signal is never helpful.²³

In the international context, downward communication poses special challenges. For example, in Asian countries, as noted earlier, downward communication is less direct than in the United States. Orders tend to be implicit. Conversely, in some European countries, downward communication not only is direct but also extends beyond business matters. For example, one early study surveyed 299 U.S. and French managers regarding the nature of downward communication and the managerial authority they perceived themselves as having. The U.S. managers in this study basically used downward communication for work-related matters. A follow-up study investigated matters that U.S. and French managers felt were within the purview of their authority.²⁴ The major differences involved work-related and non-work-related activities: The U.S. managers felt that it was within their authority to communicate or attempt to influence their people's social behavior only if it occurred on the job or it directly affected their work. For example, the U.S. managers felt that it was proper to look into matters such as how much an individual drinks at lunch, whether the person uses profanity in the workplace, and how active the individual is in recruiting others to join the company. The French managers were not as supportive of these activities. The researcher concluded that “the Americans find it as difficult [as] or more

difficult than the French to accept the legitimacy of managerial authority in areas unrelated to work.”²⁵

Upward Communication

Upward communication is the transfer of information from subordinate to superior. The primary purpose of this subordinate-initiated, upward communication is to provide feedback, ask questions, or obtain assistance from higher-level management. In recent years, there has been a call for and a concerted effort to promote more upward communication in the United States. In other countries, such as in Japan, Hong Kong, and Singapore, upward communication has long been a fact of life. Managers in these countries have extensively used suggestion systems and quality circles to get employee input and always are available to listen to their people's concerns.

upward communication

The transfer of meaning from subordinate to superior.

The Japanese firm Panasonic provides a good example. For Page 211 nearly all of its 100-year existence, Panasonic has based its process-improvement efforts on ideas and feedback from employees. Employees are trained to think about ways to improve themselves, their individual jobs, and the company as a whole. To encourage input and ideas, Panasonic offers praise and modest monetary rewards. Additionally, the very best ideas are rewarded with companywide recognition, significant cash incentives, and other prizes.²⁶

Panasonic has used the same approach wherever it has established plants worldwide, and the strategy has proved very successful. In many locations, employees begin the day by reciting Panasonic's basic principles, beliefs, and values, which are summarized in [Table 7-3](#), to reinforce in all employees the

reason for the company's existence and to provide a form of spiritual fabric to energize and sustain them.²⁷ All employees see themselves as important members of a successful team, and they are willing to do whatever is necessary to ensure the success of the group.

Table 7-3

Panasonic's Philosophy

Basic Management Objective

Recognizing our responsibilities as industrialists, we will devote ourselves to the progress and development of society and the well-being of people through our business activities, thereby enhancing the quality of life throughout the world.

Company Creed

Progress and development can be realized only through the combined efforts and cooperation of each employee of our company. United in spirit, we pledge to perform our corporate duties with dedication, diligence and integrity.

The Seven Spiritual Values

1. Contribution to society
2. Fairness and honesty
3. Cooperation and team spirit
4. Untiring effort for improvement
5. Courtesy and humility
6. Adaptability
7. Gratitude

Source: Corporate Profile, [Chapter 1: Our Core Values](#). Panasonic. Accessed July 16, 2019. <https://www.panasonic.com/global/corporate/management/code-of-conduct/chapter-1.html>.

Outside these Asian countries, upward communication is not as popular. For example, in South America, many managers believe that employees should follow orders and not ask a lot of questions. German managers also make much less use of this form of communication. In most cases, however, evidence shows that employees prefer to have downward communication at least supplemented by upward channels. Unfortunately, such upward communication does not always occur because of a number of communication barriers, as discussed in the following section.

■ Communication Barriers

A number of common communication barriers are relevant to international management. The more important barriers involve language barriers, perception barriers, the impact of culture, and nonverbal communication.

Page 212

Language Barriers

Knowledge of the home country's language (the language used at the headquarters of the MNC) is important for personnel placed in a foreign assignment. If managers do not understand the language that is used at headquarters, they likely will make a wide assortment of errors. Additionally, many MNCs now prescribe English as the common language for internal communication, so that managers can more easily convey information to their counterparts in other geographically dispersed locales.²⁸ Despite such progress, however, language training continues to lag in many areas, including the United States, where less than 8 percent of college students study a foreign

language.²⁹ However, in an increasing number of European countries, more and more young people are becoming multilingual. [Table 7-4](#) shows the percentage of European students who are studying English, French, or German, and [Table 7-5](#) shows the percentage of U.S. college students studying various foreign languages.

Table 7-4
Multilingualism in the EU Classroom, 2018

	Percentage of Pupils in General Secondary Education Learning English, French, or German as a Foreign Language		
	English	French	German
European Union	94.0	16.4	17.2
Finland	99.6	10.3	16.2
Germany	94.5	22.6	—
Denmark	81.7	7.9	28.1
Spain	99.7	24.5	2.2
France	99.9	—	20.8
Greece	91.2	4.6	3.9
Italy	98.5	16.1	9.3
Romania	100.0	82.5	13.8
Ireland	—	57.3	19.3
Poland	96.2	8.4	46.7

Source: Eurostat (2018).

Table 7-5
Multilingualism in the U.S. College Classroom, 2018

--

Language Studied	Number of Students Enrolled	Percentage of Total Student Population
Spanish	712,240	3.8
French	175,667	0.9
American Sign Language	107,060	0.6
German	80,594	0.4
Japanese	68,810	0.4
Italian	56,743	0.3
Chinese	53,069	0.3
Arabic	31,554	0.2
Total students studying any foreign language	1,417,921	7.7

Source: Modern Language Association. "Table 4, Enrollments in Fifteen Most Commonly Taught Languages in United States Institutions of Higher Education in Selected Years," 2018.

Language education is a good beginning, but it is also important Page 213 to realize that the ability to speak the language used at MNC headquarters is often not enough to ensure that the personnel are capable of doing the work. Stout has noted that many MNCs worldwide place a great deal of attention on an applicant's ability to speak English without considering if the person has

other necessary skills, such as the ability to interact well with others and the technical knowledge demanded by the job.³⁰ Additionally, in interviewing people for jobs, he has noted that many interviewers fail to take into account the applicant's culture. As a result, interviewers misinterpret behaviors such as quietness or shyness and use them to conclude that the applicant is not sufficiently confident or self-assured. Still another problem is that nonnative speakers may know the language but not be fully fluent, so they end up asking questions or making statements that convey the wrong message. After studying Japanese for only one year, Stout began interviewing candidates in their local language and made a number of mistakes. In one case, he reports, “a young woman admitted to having an adulterous affair—even though this was not even close to the topic I was inquiring about—because of my unskilled use of the language.”³¹

Written communication has been getting increased attention because poor writing is proving to be a greater barrier than poor talking. For example, Hildebrandt has found that among U.S. subsidiaries in Germany, language was a major problem when the subsidiaries were sending written communications to the home office. The process often involved elaborate procedures associated with translating and reworking the report. Typical steps included (1) holding a staff conference to determine what was to be included in the written message, (2) writing the initial draft in German, (3) rewriting the draft in German, (4) translating the material into English, (5) consulting with bilingual staff members regarding the translation, and (6) rewriting the English draft a series of additional times until the message was judged to be acceptable for transmission. The German managers admitted that they felt uncomfortable with writing because their command of written English was poor.³²

It is important to note, however, that recent advancements in technology are helping eliminate many of these language barriers. Applications like

Google Translate and iTranslate are already able to provide intelligent speech translation in real time. Unlike translation methods of the past, which focused on translating individual words, these applications provide highly accurate translations by evaluating entire phrases and sentences. Users of these applications can speak directly into their smartphones in their native language and, with the click of a button, instantly receive both audible and written translations into just about any language. Face-to-face communication between speakers of different languages, without an interpreter, is now possible through this technology.³³

Cultural Barriers in Language Geographic distance poses challenges for international managers, but so do cultural and institutional distance. Research has conceptualized and measured cross-national differences primarily in terms of dyadic cultural distance—that is, comparing the “distance” from one culture to another. Some, however, have suggested that distance is a multidimensional construct that includes economic, financial, political, administrative, cultural, demographic, knowledge, and global connectedness as well as geographic distance and cannot be summarized in one “score.”³⁴ Nowhere does such cultural distance show up more vividly than in challenges to accurate communications.

As one dimension of such distance, cultural barriers have significant ramifications for international communications. For example, research by Sims and Guice compared 214 letters of inquiry written by native and nonnative speakers of English to test the assumption that cultural factors affect business communication. Among other things, the researchers found that nonnative speakers used exaggerated politeness, provided unnecessary professional and personal information, and made inappropriate requests of the other party. Commenting on the results and implications of their study, the researchers noted that their investigation indicated that the deviations from

standard U.S. business communication practices were not specific to one or more nationalities. The deviations did not occur among specific nationalities but were spread throughout the sample of nonnative letters used for ^{Page 214} the study. Therefore, we can speculate that U.S. native speakers of English might have similar difficulties in international settings. In other words, a significant number of native speakers in the U.S. might deviate from the standard business communication practices of other cultures. Therefore, these native speakers need specific training in the business communication practices of the major cultures of the world, so that they can communicate successfully and acceptably with readers in those cultures.³⁵

Research by Scott and Green has extended these findings, showing that even in English-speaking countries, there are different approaches to writing letters. In the United States, for example, it is common practice when constructing a bad-news letter to start out “with a pleasant, relevant, neutral, and transitional buffer statement; give the reasons for the unfavorable news before presenting the bad news; present the refusal in a positive manner; imply the bad news whenever possible; explain how the refusal is in the reader's best interest; and suggest positive alternatives that build goodwill.”³⁶ In Great Britain, however, it is common to start out by referring to the situation, discussing the reasons for the bad news, conveying the bad news (often quite bluntly), and concluding with an apology or a statement of regret (something that is frowned on by business letter experts in the United States) designed to keep the reader's goodwill. Here is an example:

Lord Hanson has asked me to reply to your letter and questionnaire of February 12 which we received today.

As you may imagine, we receive numerous requests to complete questionnaires or to participate in a survey, and this poses problems for us. You will appreciate that the time it would take to complete these requests would represent a full-time job, so we decided some while ago to decline such requests unless there was some obvious benefit to Hanson PLC and our stockholders.

As I am sure you will understand, our prime responsibility is to look after our stockholders' interests.

I apologize that this will not have been the response that you were hoping for, but I wish you success with your research study.³⁷

U.S. MNC managers would seldom, if ever, send this type of letter; it would be viewed as blunt and tactless. However, the indirect approach that Americans use would be viewed by their British counterparts as overly indirect and obviously insincere.

On the other hand, when compared to Asians, many American writers are far more blunt and direct. For example, Park, Dillon, and Mitchell reported that there are pronounced differences between the ways in which Americans and Asians write business letters of complaint. They compared the approach used by American managers for whom English is a first language, who wrote international business letters of complaint, with the approach of Korean managers for whom English is a second language, who wrote the same types of letters. They found that the American writers used a direct organizational pattern and tended to state the main idea or problem first before sharing explanatory details that clearly related to the stated problem. In contrast, the standard Korean pattern was indirect and tended to delay the reader's discovery of the main point. This led the researchers to conclude that the U.S.-generated letter might be regarded as rude by Asian readers, while American readers might regard the letter from the Korean writer as vague, emotional, and accusatory.³⁸

Perceptual Barriers

Perception is a person's view of reality. How people see reality can vary and will influence their judgment and decision making.³⁹ Examples abound, of course, of how perceptions play an important role in international management. Japanese stockbrokers who perceived that the chances of

improving their career would be better with U.S. firms have changed jobs. Hong Kong hoteliers bought U.S. properties because they had the perception that if they could offer the same top-quality hotel service as back home, they could dominate the U.S. markets. Unfortunately, misperceptions can become a barrier to effective communication and thus decision making. For example, when then U.S. President-Elect Donald Trump took a congratulatory ^{Page 215} call from Taiwan President Tsai Ing-wen, the Chinese (PRC) government perceived this as a threatening gesture and issued a series of warnings to both Taiwan and the United States.⁴⁰ In international incidents such as this, perception is critical, and misperceptions may get out of hand. The following sections provide examples of perception barriers and their results in the international business arena.

perception

A person's view of reality.

Advertising Messages One way that perception can be a problem in international management communication is the very basic misunderstandings caused when one side uses words or symbols that simply are misinterpreted by others. Many firms have found to their dismay that a failure to understand home-country perceptions can result in disastrous advertising programs, for instance. HSBC Bank, for example, experienced this with its “Assume Nothing” advertising campaign. After a successful launch of the slogan in the United States, HSBC Bank made the decision to roll out the campaign globally. However, problems arose when, in many countries, the “Assume Nothing” slogan was translated to “Do Nothing.” HSBC pulled the campaign, ultimately spending US\$10 million to rebrand globally.⁴¹

There have been countless other such advertising blunders. Some speak to the political context, such as when Mercedes-Benz introduced its Grand

Sports Tourer, or Mercedes GST, in Canada. Canadians were not very impressed because in Canada, GST is a shorthand for the goods and services tax. Other times, the advertising is simply offensive. Bacardi, for example, advertised the fruity drink Pavian in Germany, believing that it was *tres chic*. *Pavian* to the German population, however, meant “baboon.” Needless to say, sales did not exceed expectations. The food and beverage industry may have experienced the worst string of bloopers. The Coors slogan “Turn It Loose” dismayed the Spanish, who thought it would cause intestinal problems. In Taiwan, Pepsi's “Come alive with Pepsi” frightened consumers because it literally meant “Pepsi will bring your ancestors back from the grave.” Finally, even though KFC is performing better in the Chinese market than in America, its catchphrase “Finger-licking good” was originally translated as “Eat your fingers off.”⁴²

Managers must be very careful when they translate messages. As mentioned, some common phrases in one country will not mean the same thing in others. Evidently from the many examples, errors in translation occur frequently, but MNCs can still come out on top with care and persistence, always remembering that perception may create new reality.

View of Others Perception influences how individuals “see” others. A good example is provided by the perception of foreigners who reside in the United States by Americans and the perception of Americans by the rest of the world. Most Americans see themselves as extremely friendly, outgoing, and kind, and they believe that others also see them in this way. At the same time, many are not aware of the negative impressions they give to others. This has become especially salient in light of Americans' reaction to the September 11, 2001, terror attacks and their involvement in the wars in Iraq and Afghanistan, which have at times shaken the world view of the United States. It becomes a trying exercise to sort through truth and error in such circumstances.

An example in the business world where perception is all important and misperception may abound is the way in which people act, or should act, when initially meeting others. The International Management in Action box “Doing It Right the First Time” provides some insight into how to conduct oneself when doing business in Japan.

Perceptions of others may play a major role in the context of international management in the effects of the ways that international managers perceive their subordinates and their peers. For example, a study examined the perceptions that German and U.S. managers had of the qualifications of their peers (those on the same level and status), managers, and subordinates in Europe and Latin America.⁴³ The findings showed that both the German and the U.S. respondents perceived their subordinates to be less qualified than their peers. However, although the Germans perceived their managers to have more managerial ability than their peers, the Americans felt that their South American peers in many instances had qualifications equal to or better than the qualifications of their own managers. Quite obviously, these perceptions will affect how German and U.S. expatriates communicate with their South American and other peers and subordinates, as well as how the expatriates communicate with their bosses.

International Management in Action

Doing It Right the First Time

Like other countries of the world, Japan has its own business customs and culture; someone who fails to adhere to tradition runs the risk of being perceived as ineffective or uncaring. The

following addresses three areas that are important in being correctly perceived by one's Japanese counterparts.

Business Cards

The exchange of business cards is an integral part of Japanese business etiquette, and Japanese businesspeople exchange these cards when meeting someone for the first time. Additionally, those who are most likely to interface with non-Japanese are supplied with business cards printed in Japanese on one side and a foreign language, usually English, on the reverse side. This is aimed at enhancing recognition and pronunciation of Japanese names, which are often unfamiliar to foreign businesspeople. Conversely, it is advisable for foreign businesspeople to carry and exchange with their Japanese counterparts a similar type of card printed in Japanese and in their native language. These cards can often be obtained through business centers in major hotels.

When receiving a card, it is considered common courtesy to offer one in return. In fact, not returning a card might convey the impression that the manager is not committed to a meaningful business relationship in the future.

Business cards should be presented and received with both hands. When presenting one's card, the presenter's name should be facing the person who is receiving the card, so that the receiver can easily read it. When receiving a business card, it should be handled with care, and, if the receiver is sitting at a conference or other type of table, the card should be placed in front of the individual for the duration

of the meeting. It is considered rude to put a prospective business partner's card in one's pocket before sitting down to discuss business matters.

Bowing

Although the handshake is increasingly common in Japan, bowing remains the most prevalent formal method of greeting, saying goodbye, expressing gratitude, and apologizing to another person. When meeting foreign businesspeople, however, the Japanese will often use the handshake or a combination of both a handshake and a bow, even though there are different forms and styles of bowing, depending on the relationship of the parties involved. Foreign businesspeople are not expected to be familiar with these intricacies, and therefore a deep nod of the head or a slight bow will suffice in most cases. Many foreign businesspeople are unsure whether to use a handshake or to bow. In these situations, it is best to wait and see if one's Japanese counterpart offers a hand or prefers to bow and then to follow suit.

Attire

Most Japanese businesspeople dress in conservative dark or navy blue suits, although slight variations in style and color have come to be accepted in recent years. As a general rule, what is acceptable business attire in virtually any industrialized country is usually regarded as good business attire in Japan as well. Although there is no need to conform precisely to the

style of dress of the Japanese, good judgment should be exercised when selecting attire for a business meeting. If unsure about what constitutes appropriate attire for a particular situation, it is best to err on the conservative side.

Sources: Harris, Philip R., and Robert T. Moran. *Managing Cultural Differences*, 3rd ed. Houston: Gulf, 1991, 393-406; Hodge, Shelda. *Global Smarts*. New York: Wiley, 2000, 76; Japan National Tourism Organization. <https://www.jnto.go.jp>; Lewis, Richard D. *When Cultures Collide* London: Nicholas Brealey, 1999, 414-15; Rugman, Alan, and Richard M. Hodgetts. *International Business*, 2nd ed. London: Pearson, 2000, chapter 17.

Another study found that Western managers have more favorable attitudes toward women as managers than do Asian or Saudi managers.⁴⁴ Japanese managers, according to one survey, also still regard women as superfluous to the effective running of their organizations and generally continue to not treat women as equals.⁴⁵ Such perceptions obviously affect the way these managers interact and communicate with their female counterparts.

The Impact of Culture

Besides language and perception, another major barrier to communication is culture, a topic that was given detailed attention in [Chapter 4](#). Culture can affect communication in a number of ways, one of which is through the impact of cultural values.

Cultural Values One expert on Middle Eastern countries notes that people there do not relate to and communicate with each other in a loose, general

way as do those in the United States. Relationships are more intense and binding in the Middle East, and a wide variety of work-related values influence what people in the Middle East will and will not do.

In North American society, the generally professed prevalent pattern is one of non-class-consciousness, as far as work is concerned. Students, for example, make extra pocket money by taking all sorts of part-time jobs—manual and otherwise—regardless of the socioeconomic stratum to which the individual belongs. The attitude is uninhibited. In the Middle East, the overruling obsession is how the money is made and via what kind of job.⁴⁶

These types of values indirectly, and in many cases directly, affect communication between people from different cultures. For example, one would communicate differently with a “rich college student” from the United States than with one from Saudi Arabia. Similarly, when negotiating with managers from other cultures, knowing the way to handle the deal requires an understanding of cultural values.⁴⁷

Another cultural value is the way that people use time. In the United States, people believe that time is an asset and is not to be wasted. This is an idea that has limited meaning in some other cultures. Various values are reinforced and reflected in proverbs that Americans are taught from an early age. These proverbs help guide people's behavior. [Table 7-6](#) lists some examples.

Table 7-6
U.S. Proverbs Representing Cultural Values

Proverb	Cultural Value
A penny saved is a penny earned.	Thriftiness

Proverb	Cultural Value
Time is money.	Time thriftiness
Don't cry over spilt milk.	Practicality
Waste not, want not.	Frugality
Early to bed, early to rise makes one healthy, wealthy, and wise.	Diligence, work ethic
A stitch in time saves nine.	Timeliness of action
If at first you don't succeed, try, try again.	Persistence, work ethic
Take care of today, and tomorrow will take care of itself.	Preparation for future

Source: Kohls, L. Robert. Survival Kit for Overseas Living: For Americans Planning to Live and Work Abroad. Hachette, 2011.

Misinterpretation Cultural differences can cause misinterpretations both in how others see expatriate managers and in how the latter see themselves. For example, U.S. managers doing business in Austria often misinterpret the fact that local businesspeople always address them in formal terms. They may view this as meaning that they are not friends or are not liked, but, in fact, this formal behavior is the way Austrians always conduct business. The informal, first-name approach used in the United States is not the style of the Austrians.

Culture even affects day-to-day corporate communications.⁴⁸ For example, when sending messages to international clients, American managers

have to keep in mind that there are many things that are uniquely American and that overseas managers may not be aware of them. As an example, daylight saving time is known to all Americans, but many Asian managers have no idea what the term means. Similarly, it is common for American managers to address memos to their “international office” without realizing that the managers who work in this office regard the American location as the “international” one! The following are other suggestions that can be of value to American managers who are engaged in international communications.

- Be careful not to use generalized statements about benefits, compensation, pay cycles, holidays, or policies in your worldwide communications. Work hours, vacation accrual, general business practices, and human resource issues vary widely from country to country.
- Because most of the world uses the metric system, be sure to include converted weights and measures in all internal and external communications.
- Keep in mind that even in English-speaking countries, words may have different meanings. Not everyone knows what is meant by “counterclockwise” or “quite good.”
- Remember that letterhead and paper sizes differ worldwide. The $8\frac{1}{2} \times 11$ -inch page is a U.S. standard, but most countries use an A4 ($8\frac{1}{4} \times 11\frac{1}{2}$ inch) size for their letterhead, with envelopes to match.
- Dollars are not unique to the United States. There are Australian, Bermudian, Canadian, Hong Kong, Taiwanese, and New Zealand dollars, among others. So, when referring to American dollars, it is important to use “US\$.”

Many Americans also have difficulty interpreting the effect of national values on work behavior. For example, why do French and German workers drink alcoholic beverages at lunchtime? Why are many European workers unwilling to work the night shift? Why do overseas affiliates contribute to the support of the employees' work council or donate money to the support of kindergarten teachers in local schools? These types of actions are viewed by some people as wasteful, but those who know the culture of these countries realize that such actions promote the long-run good of the company. It is the outsider who is misinterpreting why these culturally specific actions are happening, and such misperceptions can become a barrier to effective communication.

Nonverbal Communication

Another major source of communication and perception problems is nonverbal communication, which is the transfer of meaning through means such as body language and use of physical space. [Table 7-7](#) summarizes a number of dimensions of nonverbal communication. The general categories that are especially important to communication in international management are kinesics, proxemics, chronemics, and chromatics.

nonverbal communication

The transfer of meaning through means such as body language and the use of physical space.

Table 7-7

Common Forms of Nonverbal Communication

1. Facial expressions, including expressions such as a smile or a frown, which can convey a variety of emotions, including

happiness, anger, fear, or sadness

2. Gestures, including waving, eye-rolling, and pointing
3. Paralinguistics, which includes non-language-based vocal factors such as tone, loudness, and inflection
4. Body language and posture, such as arm-crossing and slouching
5. Proxemics, which is the personal space between two communicating people
6. Eye gaze, which can determine interest in the conversation, openness, hostility, and even the level of honesty
7. Haptics, which is communication through touching
8. Appearance, including hairstyle, color, clothing, and hygiene
9. Artifacts, such as tools, charts, images, and other objects

Source: Cherry, Kendra. "Types of Nonverbal Communication." VeryWell, December 17, 2015. <https://www.verywell.com/types-of-nonverbal-communication-2795397>.

Kinesics [Kinesics](#) is the study of communication through body Page 219 movement and facial expression. Primary areas of concern include eye contact, posture, and gestures. For example, when one communicates verbally with someone in the United States, it is good manners to look the other person in the eye. This area of communicating through the use of eye contact and gaze is known as [oculesics](#). In some areas of the world, oculesics is an important consideration because of what people should not do, such as stare at others or maintain continuous eye contact, because it is considered impolite to do these things.

kinesics

The study of communication through body movement and facial expression.

oculesics

The area of communication that deals with conveying messages through the use of eye contact and gaze.

Another area of kinesics is posture, which can also cause problems. For example, when Americans are engaged in prolonged negotiations or meetings, it is not uncommon for them to relax and put their feet up on a chair or desk, but this is insulting behavior in the Middle East. Here is an example from a classroom situation:

In the midst of a discussion of a poem in the sophomore class of the English Department, the professor, who was British, took up the argument, started to explain the subtleties of the poem, and was carried away by the situation. He leaned back in his chair, put his feet up on the desk, and went on with the explanation. The class was furious. Before the end of the day, a demonstration by the University's full student body had taken place. Petitions were submitted to the deans of the various facilities. The next day, the situation even made the newspaper headlines. The consequences of the act, that was innocently done, might seem ridiculous, funny, baffling, incomprehensible, or even incredible to a stranger. Yet, to the native, the students' behavior was logical and in context. The students and their supporters were outraged because of the implications of the breach of the native behavioral pattern. In the Middle East, it is extremely insulting to have to sit facing two soles of the shoes of somebody.⁴⁹

Gestures are also widely used and take many forms. For example, Canadians shake hands, Japanese bow, and Middle Easterners of the same sex kiss on the cheek. Communicating through the use of bodily contact is known as **haptics**, and it is a widely used form of nonverbal communication.

haptics

Communicating through the use of bodily contact.

Sometimes gestures present problems for expatriate managers because these behaviors have different meanings depending on the country. For example, in the United States, putting the thumb and index finger together to form an “O” is the sign for “okay.” In Japan, this is the sign for money; in southern France, the gesture means “zero” or “worthless”; and, in Brazil, it is regarded as a vulgar or obscene sign. In France and Belgium, snapping the fingers of both hands is considered vulgar; in Brazil, this gesture is used to indicate that something has been done for a long time. In Britain, the “V for victory” sign is given with the palm facing out; if the palm is facing in, this roughly means “shove it”; in non-British countries, the gesture means two of something and often is used when placing an order at a restaurant.⁵⁰ Gibson, Hodgetts, and Blackwell found that many foreign students attending school in the United States have trouble communicating because they are unable to interpret some of the most common nonverbal gestures.⁵¹ A survey group of 44 Jamaican, Venezuelan, Colombian, Peruvian, Thai, Indian, and Japanese students at two major universities were given pictures of 20 universal cultural gestures, and each was asked to describe the nonverbal gestures illustrated. In 56 percent of the choices, the respondents either gave an interpretation that was markedly different from that of Americans or reported that the nonverbal gesture had no meaning in their culture. These findings help reinforce the need to teach expatriates about local nonverbal communication.

Proxemics [Proxemics](#) is the study of the way that people use physical space to convey messages. For example, in the United States, there are four “distances” people use in communicating on a face-to-face basis (see [Figure 7-2](#)). [Intimate distance](#) is used for very confidential communications. [Personal distance](#) is used for talking with family and close friends. [Social distance](#) is used to handle most business transactions. [Public distance](#) is used when calling across the room or giving a talk to a group.

proxemics

The study of the way people use physical space to convey messages.

intimate distance

Distance between people that is used for very confidential communications.

personal distance

In communicating, the physical distance used for talking with family and close friends.

social distance

In communicating, the distance used to handle most business transactions.

public distance

In communicating, the distance used when calling across the room or giving a talk to a group.

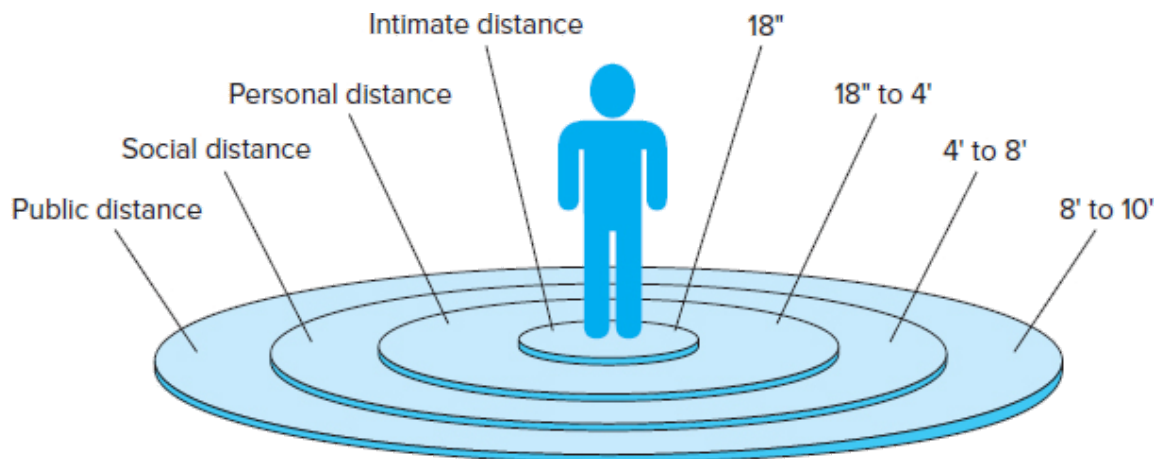


Figure 7-2

Personal Space Categories for Those in the United States

Source: Hodgetts, Richard M., and Donald F. Kuratko. *Management*. San Diego, CA: Harcourt Brace Jovanovich, 1991, 384.

One major problem for Americans communicating with people from the Middle East or South America is that the intimate or personal distance zone is violated. Americans often tend to be moving away in interpersonal communication with their Middle Eastern or Latin counterparts, while the latter are trying to physically close the gap. The American cannot understand why the other is standing so close; the latter cannot understand why the American is being so reserved and standing so far away. The result is a breakdown in communication.

Office layout is another good example of proxemics. In the Page 220 United States, the more important the manager, the larger the office, and often an assistant screens visitors and keeps away those whom the manager does not wish to see. In Japan, most managers do not have large offices, and, even if they do, they spend a great deal of time out of the office and with the employees. Thus, the Japanese have no trouble communicating directly with their superiors. A Japanese manager staying in his or her office would be viewed as a sign of distrust or anger toward the group.

Another way that office proxemics can affect communication is that in many European companies, no wall separates the space allocated to the senior-level manager from that of the subordinates. Everyone works in the same large room. These working conditions often are disconcerting to Americans, who tend to prefer more privacy.

Chronemics Chronemics refers to the way in which time is used in a culture. When examined in terms of extremes, there are two types of time schedules: *monochronic* and *polychronic*. A monochronic time schedule is one in which things are done in a linear fashion. A manager will address Issue A first and then move on to Issue B. In individualistic cultures such as the United States, Great Britain, Canada, and Australia, as well as many of the cultures in Northern Europe, managers adhere to monochronic time schedules.

In these societies, time schedules are very important, and time is viewed as something that can be controlled and should be used wisely.

chronemics

The way in which time is used in a culture.

monochronic time schedule

A time schedule in which things are done in a linear fashion.

This is in sharp contrast to [polychronic time schedules](#), which are characterized by people tending to do several things at the same time and placing higher value on personal involvement than on getting things done on time. In these cultures, schedules are subordinated to personal relationships. Regions of the world where polychronic time schedules are common include Latin America and the Middle East.

polychronic time schedule

A time schedule in which people tend to do several things at the same time and place higher value on personal involvement than on getting things done on time.

When doing business in countries that adhere to monochronic time schedules, it is important to be on time for meetings. Additionally, these meetings typically end at the appointed time, so that participants can be on time for their next meeting. When doing business in countries that adhere to polychronic time schedules, it is common to find business meetings starting late and finishing late.

Chromatics [Chromatics](#) is the use of color to communicate messages. Every society uses chromatics, but in different ways. Colors that mean one

thing in the United States may mean something entirely different elsewhere, such as in Asia. For example, in the United States it is common to wear black when in mourning, while in some locations in India people wear white when they are in mourning. In Hong Kong, red is used to signify happiness or luck, and traditional bridal dresses are red; in the United States, it is common for the bride to wear white. In many Asian countries, shampoos are dark in color because users want the soap to be the same color as their hair and believe that if it were a light color, it would remove color from their hair. In the United States, shampoos tend to be light in color because people see this as a sign of cleanliness and hygiene. In Chile, a gift of yellow roses conveys the message “I don't like you,” but in the United States it says quite the opposite.

chromatics

The use of color to communicate messages.

Knowing the importance and specifics of chromatics in a culture can be very helpful because, among other things, such knowledge can help you avoid embarrassing situations. A good example is one American manager in Peru who, on finishing a one-week visit to a Lima subsidiary, decided to thank the assistant who was assigned to him. He sent her a dozen red roses. The lady understood the faux pas, but the American manager was somewhat embarrassed when his Peruvian counterpart smilingly told him, “It was really nice of you to buy her a present. However, red roses indicate a romantic interest!”

■ Achieving Communication Effectiveness

A number of steps can be taken to improve communication effectiveness in the international arena. These include improving feedback systems, providing

language and cultural training, and increasing flexibility and cooperation.

Improve Feedback Systems

One of the most important ways of improving communication effectiveness in the international context is to open up feedback systems. Feedback is particularly important between parent companies and their affiliates. There are two basic types of feedback systems: personal (e.g., face-to-face meetings, videoconferencing, telephone conversations, and personalized e-mail) and impersonal (e.g., reports, budgets, and plans). Both systems help affiliates keep their home office aware of progress and, in turn, help the home office monitor and control affiliate performance as well as set goals and standards.

At present, there seem to be varying degrees of feedback between the home offices of MNCs and their affiliates. For example, one study evaluated the communication feedback between subsidiaries and home offices of 63 MNCs headquartered in Europe, Japan, and North America.⁵² A marked difference was found between the way the U.S. companies communicated with their subsidiaries and the way the European and Japanese firms did. Over one-half of the U.S. subsidiaries responded that they received monthly feedback from their parent companies, in contrast to less than 10 percent for the subsidiaries of the European and Japanese firms. In addition, the Americans were much more inclined to hold regular management meetings on a regional or worldwide basis. Seventy-five percent of the U.S. companies had annual meetings for their affiliate top managers, compared with less than 50 percent for the Europeans and Japanese. These findings may help explain why many international subsidiaries and affiliates are not operating as efficiently as they should. The units may not have sufficient contact with the

home office. They do not seem to be getting the continuous assistance and feedback that are critical to effective communication.

Provide Language Training

Besides improving feedback systems, another way to make communication more effective in the international arena is through language training. Many host-country managers cannot communicate well with their counterparts at headquarters. Because English has become the international language of business, those who are not native speakers of English should learn the language well enough that face-to-face conversations, videoconferencing, and e-mail are possible. If the language of the home office is not English, this other language also should be learned. As a U.S. manager working for a Japanese MNC recently said, “The official international language of Page 222 this company is English. However, whenever the home-office people show up, they tend to cluster together with their countrymen and speak Japanese. That's why I'm trying to learn Japanese. Let's face it. They say all you need to know is English, but if you want to really know what's going on, you have to talk their language.”

Written communication also is extremely important in achieving effectiveness. As noted earlier, when reports, letters, and e-mail messages are translated from one language to another, preventing a loss of meaning is difficult. Moreover, if the communications are not written properly, they may not be given the attention they deserve. The reader will allow poor grammar and syntax to influence his or her interpretation and subsequent actions. If readers cannot communicate in the language of those who will be receiving their comments or questions about the report, their messages also must be translated and likely will further lose meaning. Therefore, the process can continue on and on, each party failing to achieve full communication with the

other. However, as discussed earlier, recent advancements in translation technology are helping prevent this negative feedback cycle. In the near future, technology-aided translation applications, like Google Translate, will likely be capable of providing both written and verbal translations that are more accurate than even those provided by bilingual interpreters. Although this technology will not replace some of the benefits gained through language training, it will ease many of the difficulties noted earlier.⁵³

Provide Cultural Training

It is very difficult to communicate effectively with someone from another culture unless at least one party has some understanding of the other's culture.⁵⁴ Otherwise, communication likely will break down. This is particularly important for multinational companies that have operations throughout the world.⁵⁵ Although there always are important differences between countries, and even between subcultures of the same country, firms that operate in South America find that the cultures of these countries have certain commonalities. These common factors also apply to Spain and Portugal. Therefore, a basic understanding of Latin cultures can prove to be useful throughout a large region of the world. The same is true of Anglo cultures, where norms and values tend to be somewhat similar from one country to another. When a multinational has operations in South America, Europe, and Asia, however, multicultural training becomes necessary. The International Management in Action box “Communicating in Europe” provides some specific examples of cultural differences.

As [Chapter 4](#) pointed out, it is erroneous to generalize about an “international” culture because the various nations and regions of the globe are so different. Training must be conducted on a regional or country-specific basis. Failure to do so can result in continuous communication breakdown.⁵⁶

Many corporations are investing in programs to help train their executives in international communication. Such training has become more common since it began in the 1970s as many Americans returned from the Peace Corps with increased awareness of cultural differences. And this training is not limited to those who travel themselves but is increasingly important for employees who frequently interact with individuals from other cultures in their workplace or in their communication.

“Whether a multinational or a start-up business out of a garage, everybody is global these days,” said Dean Foster, president of Dean Foster Associates, an intercultural consultancy in New York. “In today's economy, there is no room for failure. Companies have to understand the culture they are working in from Day 1.” Foster recounted how an American businessman gave four antique clocks wrapped in white paper to a prospective client in China. What the man did not realize, he said, was that the words in Mandarin for “clock” and the number four are similar to the word for death, and white is a funeral color in many Asian countries. “The symbolism was so powerful,” Foster said, that the man lost the deal.⁵⁷ [Chapter 14](#) will give considerable attention to cultural training as part of selection for overseas assignments and human resource development.

International Management in Action

Communicating in Europe

In Europe, many countries are within easy commuting distance of their neighbors, so an expatriate who does business in France on Monday may be in Germany on Tuesday, Great

Britain on Wednesday, Italy on Thursday, and Spain on Friday. Each country has its own etiquette regarding how to greet others and conduct oneself during social and business meetings. The following sections examine some of the things that expatriate managers need to know to communicate effectively.

France

When one is meeting with businesspeople in France, promptness is expected, although tardiness of 5 to 10 minutes is not considered a major gaffe. The French prefer to shake hands when introduced, and it is correct to address them by title plus last name. When the meeting is over, a handshake again is proper manners.

French executives try to keep their personal and professional lives separate. As a result, most business entertaining is done at restaurants or clubs. When gifts are given to business associates, they should appeal to intellectual or aesthetic pursuits as opposed to being something that one's company produces for sale on the world market. In conversational discussions, topics such as politics and money should be avoided. Also, humor should be used carefully during business meetings.

Germany

German executives like to be greeted by their titles, and one should never refer to someone on a first-name basis unless invited to do so. When introducing yourself, do not use a title;

just state your last name. Business appointments should be made well in advance, and punctuality is important. Like the French, the Germans usually do not entertain clients at home, so an invitation to a German manager's home is a special privilege and always should be followed with a thank-you note. Additionally, as is the case in France, avoid using humor during business meetings. The Germans are very serious when it comes to business, so be as prepared as possible and keep light-hearted banter to the German hosts' discretion.

Great Britain

In Britain, it is common to shake hands on the first meeting, and, to be polite, one should use last names and appropriate titles when addressing the host until invited to use his or her first name. Punctuality is important to the British, so be prepared to be on time and get down to business fairly quickly. The British are quite warm, though, and an invitation to a British home is more likely than in most other areas of Europe. You should always take a gift if invited to the host's house; flowers, chocolates, or books are acceptable.

During business meetings, suits and ties are common dress; however, striped ties should be avoided if they appear to be a copy of those worn by alumni of British universities and schools or by members of military or social clubs. Additionally, during social gatherings it is a good idea not to discuss politics or religion or to gossip about the monarchy unless the British person brings up the topic first.

Italy

In traditional companies, executives are referred to by title plus last name. It is common to shake hands when being introduced, and, if the individual is a university graduate, the professional title *dottore* should be used.

Business appointments should be made well in advance, and, if you expect to be late, call the host and explain the situation. In most cases, business is done at the office, and, when someone is invited to a restaurant, this invitation is usually done to socialize and not to continue business discussions. If an expatriate is invited to an Italian home, it is common to take a gift for the host, such as a bottle of wine or a box of chocolates. Flowers are also acceptable, but be sure to send an uneven number and avoid chrysanthemums, a symbol of death, and red roses, a sign of deep passion. Be sure to offer high-quality gifts with the wrapping done well, as the Italians are very generous when it comes to gifts. It is not a common practice to exchange them during business, but it is recommended that you be prepared. During the dinner conversation, there are a wide variety of acceptable topics, including business, family matters, and soccer.

Spain

It is common to use first names when introducing or talking to people in Spain, and close friends typically greet each other with an embrace. Appointments should be made in advance, but punctuality is not essential.

If one is invited to the home of a Spanish executive, flowers or chocolates for the host are acceptable gifts. If the invitation includes dinner, any business discussions should be delayed until after coffee is served. During the social gathering, some topics that should be avoided include religion, family, and work. Additionally, humor rarely is used during formal occasions.

Sources: Gannon, Martin J. *Understanding Global Cultures*, 2nd ed. Thousand Oaks, CA: Sage, 2001, 35-56; Hodge, Shelda. *Global Smarts*. New York: Wiley, 2000, [Chapter 14](#); Lewis, Richard D. *When Cultures Collide*. London: Nicholas Brealey, 1999, 400-15; Neale, Margaret A., and Max H. Bazerman. "Negotiating Rationally." *Academy of Management Executive*, August 1992, 42-51; Rapoport, Carla. "You Can Make Money in Japan." *Fortune*, February 12, 1990, 85-92; Tung, Rosalie J. "How to Negotiate with the Japanese." *California Management Review*, Summer 1984, 62-77.

Increase Flexibility and Cooperation

Page 224

Effective international communications require increased flexibility and cooperation by all parties.⁵⁸ To improve understanding and cooperation, each party must be prepared to give a little.⁵⁹ Ceridian HCM Inc., a multinational human resources company with operations across Europe, the Americas, and Australia, provides some good tips to maintaining cooperation when working on international teams:

- Acknowledge cultural differences and make them open for discussion.
- Communicate frequently and regularly.

- Ensure that all members of the team have appropriate opportunities to participate.
- Reinforce structure and be aware of power perception.
- Define core team values and establish trust.
- Promote and support diversity initiatives.
- Increase awareness of resources available to help with personal and work issues.⁶⁰

■ Managing Cross-Cultural Negotiations

Closely related to communication but deserving special attention is managing negotiations.^{61,62} **Negotiation** is the process of bargaining with one or more parties to arrive at a solution that is acceptable to all. It has been estimated that managers can spend 50 percent or more of their time on negotiation processes.⁶³ Therefore, it is a learnable skill that is imperative not only for the international manager but for the domestic manager as well because more and more domestic businesses are operating in multicultural environments (see [Chapter 6](#)). Negotiation often follows assessing political environments and is a natural approach to conflict management. Often, the MNC must negotiate with the host country to secure the best possible arrangements. The MNC and the host country will discuss the investment the MNC is prepared to make in return for certain guarantees or concessions. The initial range of topics typically includes critical areas such as hiring practices, direct financial investment, taxes, and ownership control. Negotiation also is used in creating joint ventures with local firms and in getting the operation off the ground. After the firm is operating, additional areas of negotiation include the expansion of facilities, use of more local managers, additional imports or exports of materials and finished goods, and recapture of profits.

negotiation

Bargaining with one or more parties for the purpose of arriving at a solution acceptable to all.

On a more macro level of international trade are the negotiations conducted between countries. The escalating tariffs and ongoing balance-of-trade problem between the United States and China are one example. The massive debt problems of less developed countries and the opening of trade with newly emerging economies are other examples.

Types of Negotiation

People enter into negotiations for a multitude of reasons, but the nature of the goal determines what kind of negotiation will take place. We will discuss two types of negotiation: distributive and integrative negotiations. **Distributive negotiations** occur when two parties with opposing goals compete over a set value.⁶⁴ Consider a person who passes a street vendor and sees an item he likes but considers the price, or set value, a bit steep. The goal of the buyer is to procure the item at the lowest price, getting more value for his money, while the goal of the seller is to collect as much as possible to maximize profits. Both are trying to get the best deal, but what translates into a gain by one side is usually experienced as a loss by the other, otherwise known as a win-lose situation. The relationship is focused on the individual and based on a short-term interaction. More often than not, the people involved are not friends, or at least their personal relationship is put aside in the matter. Information also plays an important role because you do not want to expose too much and be vulnerable to counterattack.

distributive negotiations

Bargaining that occurs when two parties with opposing goals compete over a set value.

Research has shown that first offers in a negotiation can be good Page 225
predictors of outcomes, which is why it is important to have a strong initial offer.⁶⁵ This does not imply that overly greedy or aggressive behavior is acceptable; this could be off-putting to the other negotiator, causing him or her or him to walk away. In addition to limiting the amount of information you disclose, it can be advantageous to know a little about the other side.

Integrative negotiations involve cooperation between the two groups to integrate interests, create value, and invest in the agreement. Both groups work toward maximizing benefits for both sides and distributing those benefits. This method is sometimes called the win-win scenario, which does not mean that everyone receives exactly what he or she wishes for but, instead, that the compromise allows both sides to keep what is most important and still gain on the deal. The relationship in this instance tends to be more long-term, since both sides take time to get to know the other side and what motivates them. The focus is on the group, reaching for a best-case outcome where everyone benefits. This is the most useful tactic when dealing with business negotiation and so the discussion below assumes the integrative approach. [Table 7-8](#) provides a summary of the two types of negotiation.

integrative negotiations

Bargaining that involves cooperation between two groups to integrate interests, create value, and invest in the agreement.

Table 7-8
Negotiation Types and Characteristics

Characteristic	Distributive Negotiations	Integrative Negotiations
-----------------------	----------------------------------	---------------------------------

Characteristic	Distributive Negotiations	Integrative Negotiations
Objective	Claim maximum value	Create and claim value
Motivation	Individual-selfish benefit	Group-cooperative benefit
Interests	Divergent	Overlapping
Relationship	Short-term	Long-term
Outcome	Win-lose	Win-win

Source: *Harvard Business Essentials: Negotiation*. Boston: Harvard Business School Press, 2003.

The Negotiation Process

Several basic steps can be used to manage the negotiation process. Regardless of the issues or personalities of the parties involved, this process typically begins with planning.

Planning Planning starts with the negotiators identifying the objectives they would like to attain. Then they explore the possible options for reaching these objectives. Research shows that the greater the number of options, the greater the chances for successful negotiations. While this appears to be an obvious statement, research also reveals that many negotiators do not alter their strategy when negotiating across cultures.^{66,67} Next, consideration is given to areas of common ground between the parties. Other major areas include (1) the setting of limits on single-point objectives, such as deciding to pay no

more than \$10 million for the factory and \$3 million for the land; (2) dividing issues into short- and long-term considerations and deciding how to handle each; and (3) determining the sequence in which to discuss the various issues.

Interpersonal Relationship Building The second phase of the negotiation process involves getting to know the people on the other side. This “feeling out” period is characterized by the desire to identify those who are reasonable and those who are not. In many cultures, this includes dinners, receptions, and other formalities. In contrast to negotiators in many other countries, those in the United States often give little attention to this phase; they want to move past the “small talk” and get down to business immediately, which often is an ineffective approach. Even if business is not directly being discussed, the interpersonal relationship building that is occurring through these ceremonies and receptions helps lay the groundwork for a successful negotiation.

Page 226

Exchanging Task-Related Information In this part of the negotiation process, each group sets forth its position on the critical issues. These positions often will change later in the negotiations. At this point, the participants are trying to find out what the other party wants to attain and what it is willing to give up.

Persuasion This step of negotiations is considered by many to be the most important. No side wants to give away more than it has to, but each knows that without giving some concessions, it is unlikely to reach a final agreement. The success of the persuasion step often depends on (1) how well the parties understand each other's position, (2) the ability of each to identify areas of similarity and difference, (3) the ability to create new options, and (4) the willingness to work toward a solution that allows all parties to walk away feeling they have achieved their objectives.

Agreement The final phase of negotiations is the granting of concessions and hammering out of a final agreement. Sometimes, this phase is carried out piecemeal, and concessions and agreements are made on issues one at a time. This is the way negotiators from the United States like to operate. As each issue is resolved, it is removed from the bargaining table, and interest is focused on the next. Asians and Russians, on the other hand, tend to negotiate a final agreement on everything, and few concessions are given until the end.

Once again, as in all areas of communication, to negotiate effectively in the international arena, it is necessary to understand how cultural differences between the parties affect the process.

Cultural Differences Affecting Negotiations

In international negotiations, participants tend to orient their approach and interests around their home culture and their group's needs and aspirations. This is natural. Yet, to negotiate effectively, it is important to have a sound understanding of the other side's culture and position to better empathize and understand what they are about.⁶⁸ The cultural aspects managers should consider include communication patterns, time orientation, and social behaviors.⁶⁹ A number of useful steps can help in this process of understanding. One negotiation expert recommends the following:

1. Do not identify the counterpart's home culture too quickly. Common cues (e.g., name, physical appearance, language, accent, location) may be unreliable. The counterpart probably belongs to more than one culture.
2. Beware of the Western bias toward “doing.” In Arab, Asian, and Latin groups, ways of being (e.g., comportment, smell), feeling, thinking, and talking can shape relationships more powerfully than doing.

3. Try to counteract the tendency to formulate simple, consistent, stable images.
4. Do not assume that all aspects of the culture are equally significant. In Japan, consulting all relevant parties to a decision is more important than presenting a gift.
5. Recognize that norms for interactions involving outsiders may differ from those for interactions between compatriots.
6. Do not overestimate your familiarity with your counterpart's culture. An American studying Japanese wrote New Year's wishes to Japanese contacts in basic Japanese characters but omitted one character. As a result, the message became "Dead man, congratulations."⁷⁰

Other useful examples have been offered by Hampden-Turner and Trompenaars, who note that a society's culture often plays a major role in determining the effectiveness of a negotiating approach. This is particularly true when the negotiating groups come from decidedly different Page 227 cultures, such as an ascription society and an achievement society.

As noted in [Chapter 4](#), in an ascription society, status is attributed based on birth, kinship, gender, age, and personal connections. In an achievement society, status is determined by accomplishments. As a result, each side's cultural perceptions can affect the outcome of the negotiation. Here is an example:

Sending whiz-kids to deal with people 10-20 years their senior often insults the ascriptive culture. The reaction may be: "Do these people think that they have reached our own level of experience in half the time? That a 30-year-old American is good enough to negotiate with a 50-year-old Greek or Italian?" Achievement cultures must understand that some ascriptive cultures, the Japanese especially, spend much on training and in-house education to ensure that older people actually are wiser for the years they have spent in the corporation and for the sheer number of subordinates briefing them. It insults an ascriptive culture to do anything which prevents the self-fulfilling nature

of its beliefs. Older people are held to be important so that they will be nourished and sustained by others' respect. A stranger is expected to facilitate this scheme, not challenge it.⁷¹

U.S. negotiators have a style that often differs from that of negotiators in many other countries. Americans believe it is important to be factual and objective. In addition, they often make early concessions to show the other party that they are flexible and reasonable. Moreover, U.S. negotiators typically have authority to bind their party to an agreement, so, if the right deal is struck, the matter can be resolved quickly. This is why deadlines are so important to Americans. They have come to do business, and they want to get things resolved immediately.

A comparative example involves the Arabs, who, in contrast to the logical approach of the Americans, tend to use an emotional appeal in their negotiation style. They analyze things subjectively and treat deadlines as only general guidelines for wrapping up negotiations. They tend to open negotiations with an extreme initial position. However, Arabs believe strongly in making concessions, do so throughout the bargaining process, and almost always reciprocate an opponent's concessions. They also seek to build a long-term relationship with their bargaining partners. For these reasons, Americans typically find it easier to negotiate with Arabs than with representatives from many other regions of the world.

Another interesting comparative example is provided by the Chinese. In initial negotiation meetings, it is common for Chinese negotiators to seek agreement on the general focus of the meetings. The hammering out of specific details is postponed for later get-togethers. By achieving agreement on the general framework within which the negotiations will be conducted, the Chinese seek to limit and focus the discussions. Many Westerners misunderstand what is happening during these initial meetings and believe the dialogue consists mostly of rhetoric and general conversation. They are wrong and quite often are surprised later when the Chinese negotiators use the

agreement on the framework and principles as a basis for getting agreement on goals—and then insist that all discussions on concrete arrangements be in accord with these agreed-upon goals. Simply put, what is viewed as general conversation by many Western negotiators is regarded by the Chinese as a formulation of the rules of the game that must be adhered to throughout the negotiations. So, in negotiating with the Chinese, it is important to be prepared to ensure that one's own agenda, framework, and principles are accepted by both parties.

Before beginning any negotiations, negotiators should review the negotiating style of the other parties. ([Table 7-9](#) provides some insights into the negotiation styles of the Americans, Japanese, Arabians, and Mexicans.) This review should help answer certain questions that help prepare negotiators: What can we expect the other side to say and do? How are they likely to respond to certain offers? When should the most important matters be introduced? How quickly should concessions be made, and what type of reciprocity should be expected? In addition, the team will work on formulating negotiation tactics. The International Management in Action box “Negotiating with the Japanese” demonstrates such tactics, and the following discussion gets into some of the specifics.

Table 7-9 Negotiation Styles from a Cross-Cultural Perspective

Element	United States	Japan	Arab Countries	Mexico
Group composition	Marketing oriented	Function oriented	Committee of specialists	Friendship oriented
Number involved	2–3	4–7	4–6	2–3
Space orientation	Confrontational, competitive	Display harmonious relationship	Status	Close, friendly
Establishing rapport	Short period, direct to task	Longer period, until harmony	Long period, until trusted	Longer period, discuss family
Exchange of information	Documented, step by step, multimedia	Extensive, concentrate on receiving side	Less emphasis on technology, more on relationship	Less emphasis on technology, more on relationship
Persuasion tools	Time pressure, loss of saving/making money	Maintain relationship references, intergroup connections	Go-between, hospitality	Emphasis on family and on social concerns, goodwill measured in generations
Use of language	Open, direct, sense of urgency	Indirect, appreciative, cooperative	Flattery, emotional, religious	Respectful, gracious
First offer	Fair ± 5 to 10%	± 10 to 20%	± 20 to 50%	Fair
Second offer	Add to package, sweeten the deal	–5%	–10%	Add an incentive
Final offer package	Total package	Makes no further concessions	–25%	Total
Decision-making process	Top management team	Collective	Team makes recommendation	Senior manager and secretary
Decision maker	Top management team	Middle line with team consensus	Senior manager	Senior manager
Risk taking	Calculated personal responsibility	Low group responsibility	Religion based	Personally responsible

Source: Chaney, Lillian H., and Jeanette S. Martin. *Intercultural Business Communication*. New Jersey: Prentice Hall Career and Technology, 1995.

Sometimes, simply being familiar with the culture is still falling short of being aptly informed. We discussed in [Chapter 2](#) how the political and legal environment of a country can have an influence over an MNC's decision to open operations, and those external factors are good to bear in mind when coming to an agreement. Both parties may believe that the goals have been made clear, and on the surface a settlement may deliver positive results. However, the subsequent actions taken by either company could prove to exhibit even more barriers. Consider Pirelli, an Italian tire maker that acquired Continental Gummiwerke, its German competitor. Pirelli purchased the majority holdings of Continental's stock, a transaction that would translate into Pirelli having control of the company if it occurred in the United States. When Pirelli attempted to make key managerial decisions for its Continental unit, it discovered that in Germany, the corporate governance in place allows German companies to block such actions, regardless of the shareholder

position. Furthermore, the labor force has quite a bit of leverage with its ability to elect members of the supervisory board, which in turn chooses the management board.⁷² Pirelli essentially lost on an investment—that is, unless Continental can be profitable under its current management. If Pirelli had known that this was going to happen, it probably would have reconsidered. One solution could be for Pirelli's management to begin some positive rapport with the labor force to try to sway viewpoints internally. The better option, though, would be for international managers to be as informed as possible and avoid trouble before it occurs.

International Management in Action

Negotiating with the Japanese

Some people believe that the most effective way of getting the Japanese to open up their markets to the United States is to use a form of strong-arm tactics, such as putting the country on a list of those to be targeted for retaliatory action. Others believe that this approach will not be effective because the interests of the United States and Japan are intertwined and we would be hurting ourselves as much as them. Regardless of which group is right, one thing is certain: U.S. MNCs must learn how to negotiate more effectively with the Japanese. What can they do? Researchers have found that besides patience and a little table pounding, a number of important steps warrant consideration.

First, business firms need to prepare for their negotiations by learning more about Japanese culture and the “right” ways to conduct discussions. Those companies with experience in these matters report that the two best ways of doing this are to read books on Japanese business practices and social customs and to hire experts to train the negotiators. Other steps that are helpful include putting the team through simulated negotiations and hiring Japanese to assist in the negotiations.

Second, U.S. MNCs must learn patience and sincerity. Negotiations are a two-way street that require the mutual cooperation and efforts of both parties. The U.S. negotiators must understand that many times Japanese negotiators do not have full authority to make on-the-spot decisions. Authority must be given by someone at the home office, and this failure to act quickly should not be interpreted as a lack of sincerity on the part of the Japanese negotiators.

Third, the MNC must have a unique good or service. So many things are offered for sale in Japan that unless the company has something that is truly different, persuading the other party to buy it is difficult.

Fourth, technical expertise often is viewed as a very important contribution, and this often helps win concessions with the Japanese. The Japanese know that the Americans, for example, still dominate the world when it comes to certain types of technology and that Japan is unable to compete effectively in these areas. When such technical expertise is evident, it is very influential in persuading the Japanese to do business with the company.

These four criteria are critical to effective negotiations with the Japanese. MNCs that use them report more successful experiences than those that do not.

Negotiation Tactics

A number of specific tactics are used in international negotiation. The following discussion examines some of the most common.

Location Where should negotiations take place? If the matter is very important, most businesses will choose a neutral site. For example, U.S. firms negotiating with Asian companies will meet in Hawaii, and South American companies negotiating with European firms will meet halfway, in New York City. A number of benefits are derived from using a neutral site. One is that each party has limited access to its home office for receiving a great deal of negotiating information and advice and thus gaining an advantage over the other. A second is that the cost of staying at the site often is quite high, so both sides have an incentive to conclude their negotiations as quickly as possible. (Of course, if one side enjoys the facilities and would like to stay as long as possible, the negotiations might drag on.) A third is that most negotiators do not like to return home with nothing to show for their efforts, so they are motivated to reach some type of agreement.

Time Limits Time limits are an important negotiation tactic when one party is under a time constraint. This is particularly true when this party has agreed to meet at the home site of the other party. For example, U.S. negotiators who

go to London to discuss a joint venture with a British firm often will have a scheduled return flight. Once their hosts find out how long these individuals intend to stay, the British can plan their strategy accordingly. The “real” negotiations are unlikely to begin until close to the time that the Americans must leave. The British know that their guests will be anxious to strike some type of deal before returning home, so the Americans are at a disadvantage.

Time limits can be used tactically even if the negotiators meet at a neutral site. For example, most Americans like to be home with their families for Thanksgiving, Christmas, and the New Year holiday. Negotiations held right before these dates put Americans at a disadvantage because the other party knows when the Americans would like to leave.

Buyer-Seller Relations How should buyers and sellers act? As noted earlier, the Americans believe in being objective and trading favors. When the negotiations are over, Americans walk away with what they have received from the other party, and they expect the other party to do the same. This is not the way negotiators in many other countries think, however.

The Japanese, for example, believe that the buyers should get most of what they want. On the other hand, they also believe that the seller should be taken care of through reciprocal favors. The buyer must ensure that the seller has not been “picked clean.” For example, when many Japanese firms first started doing business with large U.S. firms, they were unaware of U.S. negotiating tactics. As a result, the Japanese thought the Americans were taking advantage of them, while the Americans believed they were driving a good, hard bargain.

The Brazilians are quite different from both the Americans and the Japanese. Researchers have found that Brazilians do better when they are more deceptive and self-interested and their opponents more open and honest than they are.^{73,74} Brazilians also tend to make fewer promises and

commitments than their opponents, and they are much more prone to say no. However, Brazilians are more likely to make initial concessions. Overall, Brazilians are more like Americans than Japanese in that they try to maximize their advantage, but they are unlike Americans in that they do not feel obligated to be open and forthright in their approach. Whether they are buyer or seller, they want to come out on top.

Negotiating for Mutual Benefit

When managers enter a negotiation with the intent to win and are not open to flexible compromises, it can result in a stalemate. Ongoing discussion with little progress can increase tensions between the two groups and create an impasse where groups become more frustrated and aggressive and no agreement can be reached.⁷⁵ Ultimately, too much focus on the plan with little concern for the viewpoint of the other group can lead to missed opportunities. It is important to keep objectives in mind and at the forefront, but it should not be a substitute for constructive discussions. Fisher and Ury, authors of the book *Getting to Yes*, present five general principles to help avoid such disasters: (1) Separate the people from the problem, (2) focus on interests rather than positions, (3) generate a variety of options before settling on an agreement (as mentioned earlier in this section), (4) insist that the agreement be based on objective criteria, and (5) stand your ground.⁷⁶

Separating the People from the Problem Often, when managers spend so much time getting to know the issue, many become personally involved. Therefore, responses to a particular position can be interpreted as a personal affront. In order to preserve the personal relationship and gain a clear perspective on the issue, it is important to distinguish the problem from the individual.

When dealing with people, one barrier to complete understanding is the negotiating parties' perspectives. Negotiators should try to put themselves in the other's shoes. Avoid blame, and keep the atmosphere positive by attempting to alter proposals to better translate the objectives. The more inclusive the process, the more willing everyone will be to find a solution that is mutually beneficial.

Emotional factors arise as well. Negotiators often experience some level of an emotional reaction during the process, but it is not seen by the other side. Recognize your own emotions and be open to hearing and accepting emotional concerns of the other party. Do not respond in a defensive manner or give in to intense impulses. Ignoring the intangible tension is not recommended; try to alleviate the situation through sympathetic gestures such as apologies.

As mentioned earlier, good communication is imperative to reaching an agreement. Talk to each other, instead of just rehashing grandiose aspects of the proposal. Listen to responses and avoid passively sitting there while formulating a response. When appropriate, summarize the key points Page 231 by vocalizing your interpretation to the other side to ensure correct evaluation of intentions.

Overall, don't wait for issues to arise and react to them. Instead, go into discussion with these guidelines already in play.

Focusing on Interests over Positions The position one side takes can be expressed through a simple outline but still does not provide the most useful information. Focusing on interests gives one insight into the motivation behind why a particular position was chosen. Digging deeper into the situation by both recognizing your own interests and becoming more familiar with others' interests will put all active partners in a better position to defend their proposal. Simply stating, "This model works, and it is the best option,"

may not have much leverage. Discussing your motivation, such as “I believe our collaboration will enhance customer satisfaction, which is why I took on this project,” will help others see the why, not just the what.

Hearing the incentive behind the project will make both sides more sympathetic and may keep things consistent. Be sure to consider the other side, but maintain focus on your own concerns.

Generating Options Managers may feel pressured to come to an agreement quickly for many reasons, especially if they hail from a country that puts a value on time. If negotiations are with a group that does not consider time constraints, there may be temptation to have only a few choices to narrow the focus and expedite decisions. It turns out, though, that it is better for everyone to have a large number of options in case some proposals prove to be unsatisfactory.

How do groups go about forming these proposals? First, they can meet to brainstorm and formulate creative solutions through a sort of invention process. This includes shifting thought focus among stating the problem, analyzing the issue, pondering general approaches, and strategizing the actions. After creating the proposals, the groups can begin evaluating the options and discuss improvements where necessary. Try to avoid the win-lose approach by accentuating the points of parity. When groups do not see eye to eye, find options that can work with both viewpoints by “look[ing] for items that are of low cost to you and high benefit to them, and vice versa.”⁷⁷ By offering proposals that the other side will agree to, you can pinpoint the decision makers and tailor future suggestions toward them. Be sure to support the validity of your proposal, but not to the point of being overbearing.

Using Objective Criteria In cases where there are no common interests, avoid tension by looking for objective options. Legitimate, practical criteria

could be formed by using reliable third-party data, such as legal precedent. If both parties would accept being bound to certain terms, then chances are the suggestions were derived from objective criteria. The key is to emphasize the communal nature of the process. Inquire about why the other group chose its particular ideas. It will help you both see the other side and give you a springboard from which you can argue your views, which can be very persuasive. Overall, effective negotiations will result from being flexible but not folding to external pressures.

The preceding principles are just general guidelines to abide by to try and reach a mutual agreement. The approaches will be more effective if the group adhering to the outline is the one with more power.

Standing Ground Every discussion will have some imbalance of power, but there is something negotiators can do to defend themselves. It may be tempting to create a “bottom line,” or lowest possible set of options that one will accept, but it does not necessarily accomplish the objective. When negotiators make a definitive decision before engaging in discussion, they may soon find out that the terms never even surface. That is not to say that their bottom line is below even the lowest offer but, instead, that without working with the other negotiators, they cannot accurately predict the proposals that will be devised. So what should the “weaker” opponent do?

The reason two parties are involved in a negotiation is that they Page 232 both want a situation that will leave them better off than before. Therefore, no matter how long negotiations drag on, neither side should agree to terms that will leave it worse off than its best alternative to a negotiated agreement, or BATNA. Clearly defining and understanding the BATNA will make it easier to know when it is time to leave a negotiation and empower that side. An even better scenario would be if the negotiator learned of the other side's BATNA. As Fisher and Ury say, “Developing your BATNA thus not only enables you to

determine what is a minimally acceptable agreement, it will probably raise that minimum.”⁷⁸

Even the most prepared manager can walk into a battle zone. At times, negotiators will encounter rigid, irritable, caustic, and selfish opponents. A positional approach to bargaining can cause tension, but the other side can opt for a principled angle. This entails a calm demeanor and a focus on the issues. Instead of counterattacking, redirect the conversation to the problem and do not take any outbursts as personal attacks. Inquire about their reasoning and try to take any negative statements as constructive. If no common ground is reached, a neutral third party can come in to assess the desires of each side and compose an initial proposal. Each group has the right to suggest alternative approaches, but the third-party person has the last word in what the true “final draft” is. If the parties decide it is still unacceptable, then it is time to walk away from negotiations.

Fisher and Ury compiled a comprehensive guide to approaching negotiations. While no guideline has a 100 percent effective rate, their method helps create a position in which both sides win.

Bargaining Behaviors

Closely related to the discussion of negotiation tactics are the different types of bargaining behaviors, including both verbal and nonverbal behaviors. Verbal behaviors are an important part of the negotiating process because they can improve the final outcome. Research shows that the profits of the negotiators increase when they make high initial offers, ask a lot of questions, and do not make many verbal commitments until the end of the negotiating process. In short, verbal behaviors are critical to the success of negotiations.

Use of Extreme Behaviors Some negotiators begin by making extreme offers or requests. Chinese and Arabic businesspeople frequently use this

approach. Other negotiators, however, begin with an initial position that is close to the one they are seeking. This tactic is often seen with Americans and Swedes.

Is one approach any more effective than the other? Research shows that extreme positions tend to produce better results. Some of the reasons relate to the fact that an extreme bargaining position (1) shows the other party that the bargainer will not be exploited, (2) extends the negotiation and gives the bargainer a better opportunity to gain information on the opponent, (3) allows more room for concessions, (4) modifies the opponent's beliefs about the bargainer's preferences, (5) shows the opponent that the bargainer is willing to play the game according to the usual norms, and (6) lets the bargainer gain more than would probably be possible if a less extreme initial position had been taken.

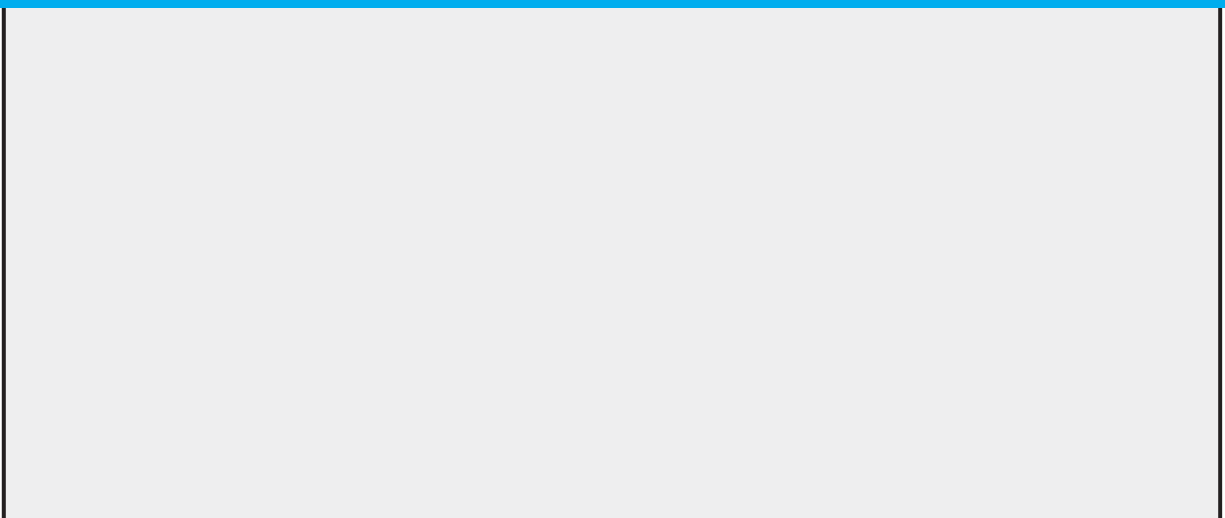
Although the use of extreme position bargaining is considered to be “un-American,” many U.S. firms have used it successfully against foreign competitors. When Peter Ueberroth managed the Olympic Games in the United States in 1984, he turned a profit of well over \$100 million—and that was without the participation of Soviet-bloc countries, which would have further increased the market potential of the games. In most other Olympiads, sponsoring countries have lost hundreds of millions of dollars. How did Ueberroth do it? One way was by using extreme position bargaining. For example, the Olympic Committee felt that the Japanese should pay \$10 million for the right to televise the games in that country, so, when the Japanese offered \$6 million for the rights, the Olympic Committee countered with \$90 million. Eventually, the two sides agreed on \$18.5 million. Through the effective use of extreme position bargaining, Ueberroth got the Japanese to pay over three times their original offer, an amount well in excess of the host committee's budget.

Promises, Threats, and Other Behaviors Another approach to bargaining is the use of promises, threats, rewards, self-disclosures, and other behaviors that are designed to influence the other party. These behaviors often are greatly influenced by the culture. Graham conducted research using Japanese, U.S., and Brazilian businesspeople and found that they employed a variety of behaviors during a buyer-seller negotiation simulation.⁷⁹ [Table 7-10](#) presents the results.

The table shows that Americans and the Japanese make greater use of promises than do Brazilians. The Japanese also rely heavily on recommendations and commitment. The Brazilians use a discussion of rewards, commands, and self-disclosure more than Americans and the Japanese. The Brazilians also say no a great deal more and make first offers that have higher-level profits than those of the others. Americans tend to operate between these two groups, although they do make less use of commands than either of their opponents and make first offers that have lower profit levels than their opponents'.

Table 7-10

Cross-Cultural Differences in Verbal Behavior of Japanese, U.S., and Brazilian Negotiators



Behavior and Definition	Number of Times Tactic Was Used in a Half-Hour Bargaining Session		
	Japanese	U.S.	Brazilian
<i>Promise.</i> A statement in which the source indicated an intention to provide the target with a reinforcing consequence that the source anticipates the target will evaluate as pleasant, positive, or rewarding.	7	8	3
<i>Threat.</i> Same as promise, except that the reinforcing consequences are thought to be noxious, unpleasant, or punishing.	4	4	2
<i>Recommendation.</i> A statement in which the source predicts that a pleasant environmental consequence will occur to the target. Its occurrence is not under the source's control.	7	4	5
<i>Warning.</i> Same as recommendation except that the consequences are thought to be unpleasant.	2	1	1
<i>Reward.</i> A statement by the source that is thought to create pleasant consequences for the target.	1	2	2
<i>Punishment.</i> Same as reward, except that the consequences are thought to be unpleasant.	1	3	3
<i>Positive normative appeal.</i> A statement in which the source indicates that the target's past, present, or future behavior was or will be in conformity with social norms.	1	1	0
<i>Negative normative appeal.</i> Same as positive normative appeal, except that the target's behavior is in violation of social norms.	3	1	1
<i>Commitment.</i> A statement by the source to the effect that its future bids will not go below or above a certain level.	15	13	8
<i>Self-disclosure.</i> A statement in which the source reveals information about itself.	34	36	39
<i>Question.</i> A statement in which the source asks the target to reveal information about itself.	20	20	22
<i>Command.</i> A statement in which the source suggests that the target perform a certain behavior.	8	6	14
<i>First offer.</i> The profit level associated with each participant's first offer.	61.5	57.3	75.2
<i>Initial concession.</i> The differences in profit between the first and second offer.	6.5	7.1	9.4
<i>Number of no's.</i> Number of times the word <i>no</i> was used by bargainers per half-hour.	5.7	9.0	83.4

Sources: Graham, John L. "The Influence of Culture on the Process of Business Negotiations in an Exploratory Study." *Journal of International Business Studies* (Spring 1983); *Journal of International Business Studies* (1985).

Nonverbal Behaviors Nonverbal behaviors, what people do Page 234 rather than what they say, also are very common during negotiations. Nonverbal behaviors sometimes are called the “silent language.” Typical examples include silent periods, facial gazing, touching, and conversational overlaps. As seen in [Figure 7-3](#), the Japanese tend to use silent periods much more often than either the Americans or the Brazilians during negotiations. In fact, the Brazilians did not use them at all. The Brazilians did, however, make frequent use of other nonverbal behaviors. They employed facial gazing almost four times more often than the Japanese and almost twice as often as the Americans. In addition, although the Americans and Japanese did not touch their opponents, the Brazilians made wide use of this nonverbal tactic. They also relied heavily on conversational overlaps, employing them more

than twice as often as the Japanese and almost three times as often as the Americans. Quite obviously, the Brazilians rely very heavily on nonverbal behaviors in their negotiating.

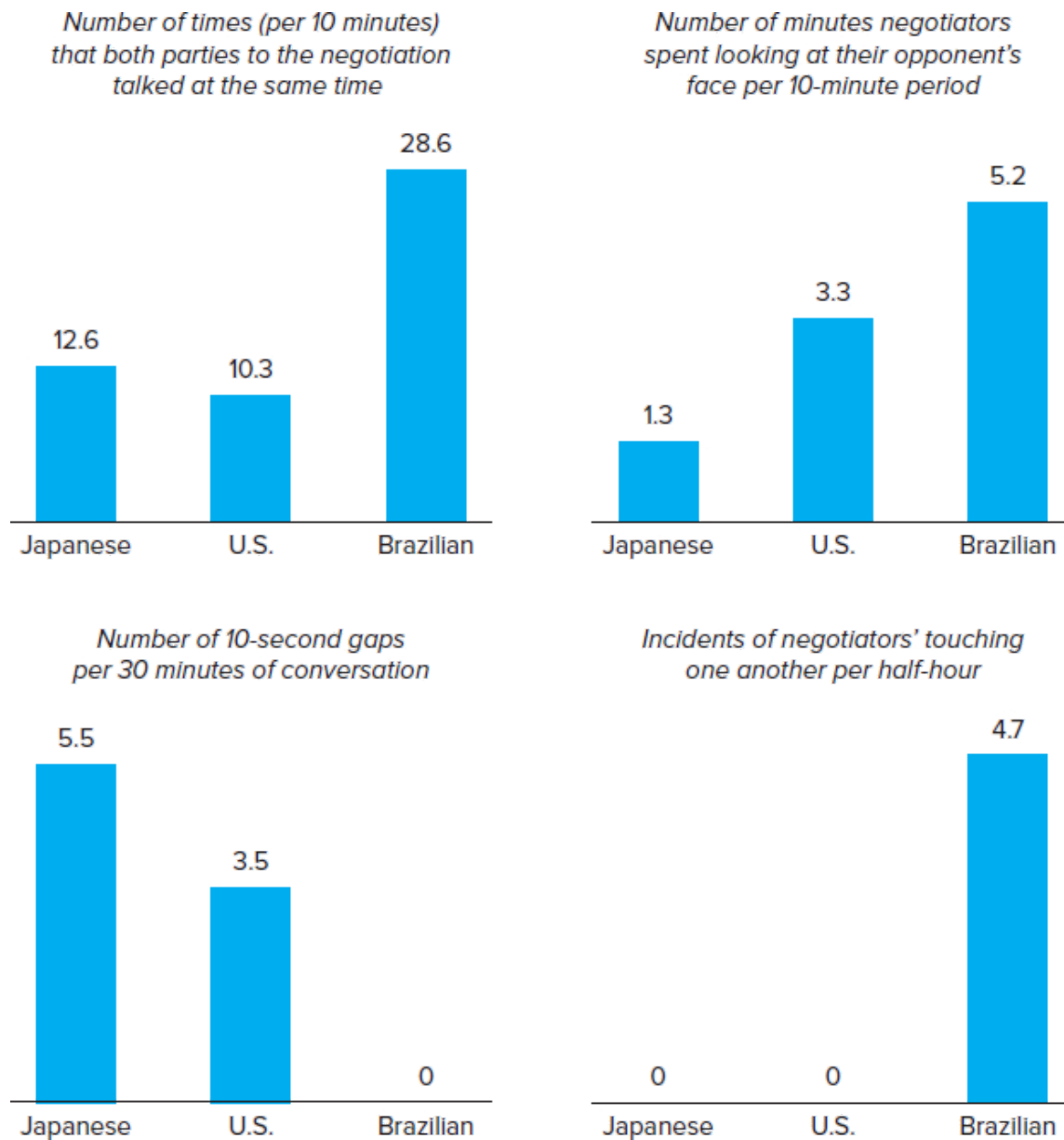


Figure 7-3

Cross-Cultural Differences in Nonverbal Behavior of Japanese, U.S., and Brazilian Negotiators

Sources: Graham, John L. "The Influence of Culture on the Process of Business Negotiations in an Exploratory Study." *Journal of International Business Studies* (Spring 1983); *Journal of International Business Studies*, Palgrave Macmillan, 1985.

The important thing to remember is that in international negotiations, people use a wide variety of tactics, and the other side must be prepared to counter or find a way of dealing with them. The response will depend on the situation. Managers from different cultures will employ different tactics. [Table 7-11](#) suggests some characteristics needed by effective negotiators, as exemplified by various cultures. To the extent that international managers have these characteristics, their success as negotiators should increase.

**Table 7-11
Culture-Specific Characteristics Needed by International Managers for Effective Negotiations**

U.S. managers	Preparation and planning skill
	Ability to think under pressure
	Judgment and intelligence
	Verbal expressiveness
	Product knowledge
	Ability to perceive and exploit power
	Integrity
Japanese managers	Dedication to job
	Ability to perceive and exploit power
	Ability to win respect and confidence

Chinese managers
(Taiwan)

Integrity

Listening skill

Broad perspective

Verbal expressiveness

Persistence and
determination

Ability to win respect and
confidence

Preparation and planning
skill

Product knowledge

Interested listening

Judgment and intelligence

Brazilian managers

Preparation and planning
skill

Ability to think under
pressure

Judgment and intelligence

Verbal expressiveness

Product knowledge

Ability to perceive and
exploit power

Competitiveness

Sources: Adler, Nancy J. *International Dimensions of Organizational Behavior*. Boston: PWS-Kent Publishing, 1991; and Professor John Graham, School of Business Administration, University of Southern California, 1983.



The World of International Management— Revisited

The chapter opening World of International Management explored some of the international partnership and negotiation strategies that Netflix has leveraged when expanding into China and when making deals with foreign companies. Despite an entry strategy that proved successful in markets in Europe and the Americas, Netflix encountered a longer and more complex negotiation process in China than expected. And, by strategically negotiating partnerships with cellular and cable providers, Netflix was able to expand its customer base in places like Europe, the Middle East, and Latin America. As this chapter revealed, understanding the communication styles of different cultures is a critical variable in entering foreign markets, managing relationships among employees and customers and managers and subordinates, and engaging in all business relationships.

A key to success in today's global economy is being able to communicate effectively within and across national boundaries and to engage in effective negotiations across cultures. Considering the communication challenges faced by offshoring firms, along with what you have read in this chapter, answer the following questions: (1) How is communication in India similar to that in Europe and North America? How is it different? (2) What kind of managerial relationships can you assume exist between an American financial services

firm and its employees in India? (3) What kind of negotiations can help engage Indian employees and overcome some of the cultural problems encountered? How might culture play a role in the approach the Indian employees take in their negotiation with the financial firm?

SUMMARY OF KEY POINTS

1. Communication is the transfer of meaning from sender to receiver. The key to the effectiveness of communication is how accurately the receiver interprets the intended meaning.
2. Communicating in the international business context involves both downward and upward flows. Downward flows convey information from superior to subordinate; these flows vary considerably from country to country. For example, the downward system of organizational communication is much more prevalent in France than in Japan. Upward communication conveys information from subordinate to superior. In the United States and Japan, the upward system is more common than in South America or some European countries.
3. The international arena is characterized by a number of communication barriers. Some of the most important are intrinsic to language, perception, culture, and nonverbal communication. Language, particularly in written communications, often loses considerable meaning during interpretation. Perception and culture can result in people's seeing and interpreting things differently, and, as a result, communication can break down. Nonverbal communication such as body language, facial expressions, and the

use of physical space, time, and even color varies from country to country and, if improper, often results in communication problems.

4. A number of steps can be taken to improve communication effectiveness. Some of the most important include improving feedback, providing language and cultural training, and encouraging flexibility and cooperation. These steps can be particularly helpful in overcoming communication barriers in the international context and can lead to more effective international management.
5. Negotiation is the process of bargaining with one or more parties to arrive at a solution that is acceptable to all. There are two basic types of negotiation: distributive negotiations involve bargaining over opposing goals, while integrative negotiations involve cooperation aimed at integrating interests. The negotiation process involves five basic steps: planning, interpersonal relationship building, exchange of task-related information, persuasion, and agreement. The way in which the process is carried out often varies because of cultural differences, and it is important to understand them.
6. A wide variety of tactics are used in international negotiating. These include location, time limits, buyer-seller relations, verbal behaviors, and nonverbal behaviors.
7. Negotiating for mutual benefit is enhanced by separating the people from the problem, focusing on interests rather than positions, generating a variety of options, insisting that the agreement be based on objective criteria, and standing one's ground.

KEY TERMS

[chromatics](#), 220

[chronemics](#), 220
[communication](#), 206
[context](#), 206
[distributive negotiations](#), 224
[downward communication](#), 210
[haptics](#), 219
[integrative negotiations](#), 225
[intimate distance](#), 219
[kinesics](#), 219
[monochronic time schedule](#), 220
[negotiation](#), 224
[nonverbal communication](#), 218
[oculesics](#), 219
[perception](#), 214
[personal distance](#), 219
[polychronic time schedule](#), 220
[proxemics](#), 219
[public distance](#), 219
[social distance](#), 219
[upward communication](#), 210

REVIEW AND DISCUSSION QUESTIONS

1. How does explicit communication differ from implicit communication? What is one culture that makes wide use of explicit communication? Implicit communication? Describe how one would go about conveying the following message in each of the two cultures you identified: “You are trying very hard, but you are still making too many mistakes.”

- One of the major reasons that foreign expatriates have difficulty doing business in the United States is that they do not understand American slang. A business executive recently gave the following three examples of statements that had no direct meaning for her because she was unfamiliar with slang: “He was laughing like hell.” “Don't worry; it's a piece of cake.” “Let's throw these ideas up against the wall and see if any of them stick.” Why did the foreign expat have trouble understanding these statements, and what could be said instead?
2. Yamamoto Iron & Steel is considering setting up a minimill outside Atlanta, Georgia. At present, the company is planning to send a group of executives to the area to talk with local and state officials regarding this plant. In what way might misperception be a barrier to effective communication between the representatives for both sides? Identify and discuss two examples.
 3. Diaz Brothers is a winery in Barcelona. The company would like to expand operations to the United States and begin distributing its products in the Chicago area. If things work out well, the company then will expand to both coasts. In its business dealings in the Midwest, how might culture prove to be a communication barrier for the company's representatives from Barcelona? Identify and discuss two examples.
 4. Why is nonverbal communication a barrier to effective communication? Would this barrier be greater for Yamamoto Iron & Steel (question 3) or Diaz Brothers (question 4)? Defend your answer.
 5. For U.S. companies going abroad for the first time, which form of nonverbal communication barrier would be the greatest, kinesics or

proxemics? Why? Defend your answer.

7. If a company new to the international arena is negotiating an agreement with a potential partner in an overseas country, what basic steps should it be prepared to implement? Identify and describe them.
8. Which elements of the negotiation process should be done with only your side of the negotiation? Which events should take place with all sides present? Why?
9. An American manager is trying to close a deal with a Brazilian manager but has not heard back from him for quite some time. The American is getting very nervous that if she waits too long, she is going to miss out on any backup options lost while waiting for the Brazilian. What should the American do? How can the American tell it is time to drop the deal? Give some signs that suggest negotiations will go no further.
10. Wilsten Inc. has been approached by a Japanese firm that wants exclusive production and selling rights for one of Wilsten's new high-tech products. What does Wilsten need to know about Japanese bargaining behaviors to strike the best possible deal with this company? Identify and describe five.

INTERNET EXERCISE: WORKING EFFECTIVELY AT TOYOTA

Between 1997 and 2016, the Toyota Camry was the best-selling car in the United States, and the firm's share of the American automobile market was solid. However, the company is not resting on its laurels. Toyota has expanded worldwide and is now doing business in scores of countries. Visit the firm's website at <http://www.toyota.com> and find out what it has

been up to lately. Then take a tour of the company's products and services, including cars, air services, and sports vehicles. Next, go to the jobs section site and see what types of career opportunities are at Toyota. Finally, find out what Toyota is doing in your locale. Then, drawing upon this information and the material you read in the chapter, answer these three questions: (1) What type of communication and negotiation challenges do you think you would face if you worked for Toyota and were in constant communication with home-office personnel in Japan? (2) What type of communication training do you think the firm would need to provide to you to ensure that you were effective in dealing with senior-level Japanese managers in the hierarchy? (3) Using [Table 7-1](#) as your guide, what conclusions can you draw regarding communicating with the Japanese managers, and what guidelines would you offer to a non-Japanese employee who had just entered the firm and is looking for advice and guidance on communicating and negotiating more effectively?

ENDNOTES

1. Adam Levine-Weinberg, "Netflix, Inc. Completes Its Global Expansion (with 1 Big Asterisk)," *Motley Fool*, January 10, 2016, <https://www.fool.com/investing/general/2016/01/10/netflix-inc-completes-its-global-expansion-with-on.aspx>.
2. Julia Greenberg, "Netflix Expects to Add Fewer US Users, So It's Looking Abroad," *Wired*, April 18, 2016, <https://www.wired.com/2016/04/netflix-expects-add-fewer-us-users-looking-abroad>.

3. Steve Liesman, “Nearly 60% of Americans Are Streaming and Most with Netflix: CNBC Survey,” CNBC, March 29, 2018, <https://www.cNBC.com/2018/03/29/nearly-60-percent-of-americans-are-streaming-and-most-with-netflix-cnbc-survey.html>.
4. Micheal Liedtke, “Netflix Raising Prices for 58M US Subscribers As Costs Rise,” *Associated Press*, January 15, 2019, <https://www.apnews.com/76214d0d5b1a4d0890a2d3040a3ddb33>.
5. Julia Greenberg, “Netflix Is in ‘No Hurry’ to Go to China,” *Wired*, January 19, 2016, <https://www.wired.com/2016/01/netflix-is-in-no-hurry-to-go-to-china>.
6. Julia Greenberg, “Netflix May Never Break into China,” *Wired*, January 12, 2016, <https://www.wired.com/2016/01/netflix-may-never-break-into-china>.
7. Ibid.
8. John L. Graham and N. Mark Lam, “The Chinese Negotiation,” *Harvard Business Review*, October 1, 2013.
9. Liza Lin, “Netflix Secures Portal into China through Deal with Baidu Unit,” *Wall Street Journal*, April 25, 2017, <https://www.wsj.com/articles/netflix-secures-portal-into-china-through-deal-with-baidu-unit-1493120926>.
10. Ibid.
11. Mark Scott, “In Global Expansion, Netflix Makes Friends with Carriers,” *New York Times*, February 26, 2017,

<https://www.nytimes.com/2017/02/26/technology/netflix-streaming-expansion-mwc.html>.

12. Paul Sawers, “Netflix and Orange Extend Distribution Deal to 29 Markets across Europe, Africa, and the Middle East,” *Venture Beat*, September 14, 2017,
<https://venturebeat.com/2017/09/14/netflix-extends-distribution-deal-with-telecom-giant-orange-to-cover-29-markets>.
13. Mark Scott, “In Global Expansion, Netflix Makes Friends With Carriers,” *New York Times*, February 26, 2017,
<https://www.nytimes.com/2017/02/26/technology/netflix-streaming-expansion-mwc.html>.
14. Scott, “In Global Expansion, Netflix Makes Friends with Carriers.”
15. “Sky and Netflix Announce Plans to Create ‘Ultimate’ TV Package,” *Sky News*, September 19, 2018,
<https://news.sky.com/story/sky-and-netflix-announce-plans-to-create-ultimate-tv-package-11502300>.
16. Scott, “In Global Expansion, Netflix Makes Friends with Carriers.”
17. Nicholas Carr, *The Shallows* (New York: Norton, 2010).
18. E. T. Hall and E. Hall, “How Cultures Collide,” in *Culture, Communication, and Conflict: Readings in Intercultural Relations*, ed. G. R. Weaver (Needham Heights, MA: Ginn Press, 1994).
19. Noboru Yoshimura and Philip Anderson, *Inside the Kaisha: Demystifying Japanese Business Behavior* (Boston: Harvard

Business School Press, 1997).

20. William C. Byham and George Dixon, "Through Japanese Eyes," *Training and Development Journal* (March 1993): 33-36.
21. Linda S. Dillon, "West Meets East," *Training and Development Journal* (March 1993): 39-43.
22. Fons Trompenaars and Charles Hampden-Turner, *Riding the Waves of Culture: Understanding Diversity in Global Business* (New York: McGraw-Hill, 1998).
23. Toddi Gutner, "Delivering Unpopular News—When You Haven't Bought In," *Wall Street Journal*, June 14, 2010.
24. Giorgio Inzerilli, "The Legitimacy of Managerial Authority: A Comparative Study," *National Academy of Management Proceedings* (1980): 58-62.
25. Ibid., 62.
26. Richard Tanner Pascale and Anthony G. Athos, *The Art of Japanese Management* (New York: Warner Books, 1981), 82-83.
27. Pavel Alpeyev, Masatsugu Horie, and Yuki Furukawa, "Elon Musk's Unlikely Partnership with Old Japan Is Blossoming, for Now," *Bloomberg*, January 8, 2019, <https://www.bloomberg.com/news/articles/2019-01-08/elon-musk-s-union-with-old-japan-inc-is-blossoming-for-now>.
28. Justin Fox, "The Triumph of English," *Fortune*, September 18, 2000, 209-12.

29. Modern Language Association, Table 4, "Enrollments in Fifteen Most Commonly Taught Languages in United States Institutions of Higher Education in Selected Years," 2018.
30. Brock Stout, "Interviewing in Japan," *HR Magazine*, June 1998, 73.
31. Ibid, 75.
32. H. W. Hildebrandt, "Communication Barriers between German Subsidiaries and Parent American Companies," *Michigan Business Review*, July 1973, 9.
33. Marek Kohn, "Is the Era of Artificial Speech Translation upon Us?" *The Guardian*, February 17, 2019, <https://www.theguardian.com/technology/2019/feb/17/is-the-era-of-artificial-speech-translation-upon-us>.
34. Heather Berry, Mauro F. Guillén, and Nan Zhou, "An Institutional Approach to Cross-National Distance," *Journal of International Business Studies* 41 (2010): 1460-80. doi: 10.1057/jibs.2010.28.
35. Brenda R. Sims and Stephen Guice, "Differences between Business Letters from Native and Non-Native Speakers of English," *Journal of Business Communication* (Winter 1991): 37.
36. James Calvert Scott and Diana J Green. "British Perspectives on Organizing Bad-News Letters: Organizational Patterns Used by Major U.K. Companies." *The Bulletin of the Association for Business Communication* 55, no. 1 (1992): 17.
37. Ibid., 17.

38. Mi Young Park, W. Tracy Dillon, and Kenneth L. Mitchell, "Korean Business Letters: Strategies for Effective Complaints in Cross-Cultural Communication," *Journal of Business Communication* (July 1998): 328-45.
39. As an example, see Jeremiah Sullivan, "What Are the Functions of Corporate Home Pages?" *Journal of World Business* 34, no. 2 (1999): 193-211.
40. Tom Phillips, "China Lodges Complaint with US over Trump's Taiwan Phone Call," *The Guardian*, December 3, 2016, <https://www.theguardian.com/world/2016/dec/03/china-donald-trumps-taiwan-phone-call-complaint-us>.
41. Matthew Vincent, "HSBC Set to Launch Private Bank Rebrand," *Financial Times*, February 9, 2009, <https://www.ft.com/content/77b58214-f6e3-11dd-8a1f-0000779fd2ac>.
42. John Kass, "Some Bright Ideas Get Lost in Translation," *Chicago Tribune* April 20, 2007, http://articles.chicagotribune.com/2007-04-20/news/0704190692_1_gst-blunders-hungarian.
43. Edwin Miller, Bhal Bhatt, Raymond Hill, and Julian Cattaneo, "Leadership Attitudes of American and German Expatriate Managers in Europe and Latin America," *National Academy of Management Proceedings* (1980): 53-57.
44. Abdul Rahim A. Al-Meer, "Attitudes towards Women as Managers: A Comparison of Asians, Saudis and Westerners," *Arab Journal of the Social Sciences* (April 1988): 139-49.

45. Sheryl WuDunn, "In Japan, Still Getting Tea and No Sympathy," *New York Times*, August 27, 1995, E3.
46. Fathi S. Yousef, "Cross-Cultural Communication: Aspects of the Contrastive Social Values between North Americans and Middle Easterners," *Human Organization* (Winter 1974): 385.
47. Peter McKiernan and Chris Carter, "The Millennium Nexus: Strategic Management at the Crossroads," *European Management Review* 1, no. 1 (Spring 2004): 3.
48. R. Bruce Money, "Word-of-Mouth Referral Sources for Buyers of International Corporate Financial Services," *Journal of World Business* 35, no. 3 (2000): 314-29.
49. Fathi Yousef. Cross-cultural Communication: Aspects of Contrastive Social Values between North Americans and Middle Easterners. *Human Organization*: Winter 1974, Vol. 33, No. 4, pp. 383-387.
50. See Roger E. Axtell, ed., *Do's and Taboos around the World* (New York: Wiley, 1990), [Chapter 2](#).
51. Jane Whitney Gibson, Richard M. Hodgetts, and Charles W. Blackwell, "Cultural Variations in Nonverbal Communication," *55th Annual Business Communication Proceedings*, San Antonio, November 8-10, 1990, 211-29.
52. William K. Brandt and James M. Hulbert, "Patterns of Communications in the Multinational Corporation: An Empirical Study," *Journal of International Business Studies* (Spring 1976): 57-64.
53. Kohn, "Is the Era of Artificial Speech Translation upon Us?"

54. See, for example, George Ming-Hong Lai, "Knowing Who You Are Doing Business with in Japan: A Managerial View of Keiretsu and Keiretsu Business Groups," *Journal of World Business* 34, no. 4 (1999): 423-49.
55. Nicholas Athanassiou and Douglas Nigh, "Internationalization, Tacit Knowledge and the Top Management Teams of MNCs," *Journal of International Business Studies* (Third Quarter 2000): 471-87.
56. Also see Linda Beamer, "Bridging Business Cultures," *China Business Review*, May/June 1998, 54-58.
57. Tanya Mohn, "Going Global, Stateside." *New York Times*, March 9, 2010, <https://www.nytimes.com>.
58. Michael D. Lord and Annette L. Ranft, "Organizational Learning about New International Markets: Exploring the Internal Transfer of Local Market Knowledge," *Journal of International Business Studies* (Fourth Quarter 2000): 573-89.
59. Jennifer W. Spencer, "Knowledge Flows in the Global Innovation System: Do U.S. Firms Share More Scientific Knowledge Than Their Japanese Rivals?" *Journal of International Business Studies* (Third Quarter 2000): 521-30.
60. "7 Ways to Successfully Manage International Teams." Ceridian, January 4, 2018, <https://www.ceridian.com>.
61. See Hildy Teegen and Jonathan P. Doh, "U.S./Mexican Alliance Negotiations: Cultural Impacts on Trust, Authority and Performance," *Thunderbird International Business Review* 44, no. 6 (2002): 749-75.

62. See also Elise Campbell and Jeffrey J. Reuer, "International Alliance Negotiations: Legal Issues for General Managers," *Business Horizons*, January/February 2001, 19-26.
63. Nina Reynolds, Antonis Simintiras, and Efi Vlachou, "International Business Negotiations: Present Knowledge and Direction for Future Research," *International Marketing Review* 20, no. 3 (2003): 236.
64. *Harvard Business Essentials: Negotiation* (Boston: Harvard Business School Press, 2003), 2.
65. *Ibid.*, 4.
66. David K. Tse, June Francis, and Ian Walls, "Cultural Differences in Conducting Intra- and Inter-Cultural Negotiations: A Sino-Canadian Comparison," *Journal of International Business Studies* (Third Quarter 1994): 537-55.
67. Teegen and Doh, "U.S./Mexican Alliance Negotiations," 749-75.
68. Daniel Druckman, "Group Attachments in Negotiation and Collective Action," *International Negotiation* 11 (2006): 229-52.
69. Jeanne M. Brett, Debra L. Shapiro, and Anne L. Lytle, Page 240
"Breaking the Bonds of Reciprocity in Negotiations," *Academy of Management Journal* (August 1998): 410-24.
70. Stephen E. Weiss, "Negotiating with 'Romans'—Part 2," *Sloan Management Review* (Spring 1994): 89.
71. Charles Hampden-Turner and Fons Trompenaars. *Riding the Waves of Culture: Understanding Diversity in Global Business* (Hachette U.K.: Nicholas Brealey Publishing, 2011).

72. James K. Sebenius, "The Hidden Challenge of Cross-Border Negotiations," *Harvard Business Review* (March 2002): 4-12.
73. John L. Graham, "Brazilian, Japanese, and American Business Negotiations," *Journal of International Business Studies* (Spring/Summer 1983): 47-61.
74. John L. Graham, "The Influence of Culture on the Process of Business Negotiations in an Exploratory Study," *Journal of International Business Studies* (Spring 1983): 81-96.
75. William Zartman, "Negotiating Internal, Ethnic and Identity Conflicts in a Globalized World," *International Negotiation* 11 (2006): 253-72.
76. Roger Fisher and William Ury, *Getting to Yes: Negotiating Agreement without Giving In* (New York: Penguin Books, 1983), 11.
77. Ibid.
78. Ibid.
79. Graham, "The Influence of Culture on the Process of Business Negotiations in an Exploratory Study," 84, 88.
80. CIA, "China," *The World Factbook*, 2019, <https://www.cia.gov/library/publications/the-world-factbook/geos/ch.html>.
81. Ibid.
82. World Economic Outlook Database, "China," International Monetary Fund, July 2018,

https://www.imf.org/external/pubs/ft/weo/2018/01/weodata/weo_selgr.aspx.

83. Robert Rapier, “China Emits More Carbon Dioxide Than the U.S. and EU Combined,” *Forbes*, July 1, 2018, <https://www.forbes.com/sites/rrapier/2018/07/01/china-emits-more-carbon-dioxide-than-the-u-s-and-eu-combined/#473845ce628c>.
84. Hao Li, “Doing Business in China: Cultural Differences to Watch For,” *International Business Times*, February 16, 2012, <https://www.ibtimes.com/doing-business-china-cultural-differences-watch-411996>.
85. Javier C. Hernández, “Workers' Activism Rises as China's Economy Slows. Xi Aims to Rein Them In,” *New York Times*, February 6, 2019, <https://www.nytimes.com/2019/02/06/world/asia/china-workers-protests.html>.
86. Chris Randall, “China Drops JV Requirements for Foreign Companies,” [Electrive.com](http://www.electrive.com), April 17, 2018, <https://www.electrive.com/2018/04/17/china-drops-jv-requirements-for-foreign-companies>.
87. Rishi Iyengar, “Tesla Starts Building Its Huge Shanghai Factory to Make Cars for China,” [CNN.com](http://www.cnn.com), January 7, 2019, <https://www.cnn.com/2019/01/07/business/elon-musk-tesla-gigafactory/index.html>.



In the International Spotlight

China

Located in the eastern portion of Asia, China's main waterways are the East China Sea, Korean Bay, Yellow Sea, and South China Sea. China shares a border with many important economies in East, South, and Central Asia, including India, North Korea, Pakistan, Russia, and Vietnam. The country spans a variety of climatic zones, ranging from subarctic in the north to tropical in the south.⁸⁰

The current population is estimated at 1.38 billion people, making China, for now, the most populous country in the world. With 56 separate ethnic groups recognized within the country, China is much more diverse than many assume. The citizens in China speak one of three main languages: Mandarin, which is the official language; Cantonese; and Shanghainese. Religion is divided among Buddhism, Christianity, and a smaller segment of “folk religions.” China is a fairly average-aged nation. The largest age group is made up of those between the ages of 25 and 54 years old, which is estimated at around 50 percent of the population. The median age is 37.7 years old. Once a largely agricultural country, urban centers of China now account for 60 percent of the population.⁸¹

China's GDP for 2018 was just over US\$14 trillion. After two decades of high growth rates, China's economic expansion has slowed in recent years as the economy has matured. In 2018, GDP grew at around 6.4 percent, and GDP per capita reached US\$10,090.⁸² China, like many countries, faces issues stemming from pollution. Air pollution (greenhouse gases) and acid rain are common. Today, the country is the world's largest single emitter of carbon dioxide from the burning of fossil fuels.⁸³

China ranks 46th out of 190 nations in the World Bank's survey of "Ease of Doing Business." Foreign companies can find it difficult to compete on an equal playing field with domestic competitors, often based on either real or perceived favoritism from the government. Associated with this issue is a perceived lack of transparency from the government and relatively poor intellectual property rights enforcement. Culturally, Western companies often find it difficult to manage Chinese employees due to stark differences between the two countries. U.S. managers tend to be more accustomed to flexibility, while Chinese employees tend to be more comfortable in structured and hierarchical work environments.⁸⁴

China operates under a communist political system. While the country continues to address criticisms regarding corruption, censorship, and a lack of transparency, political unrest remains evident. In 2018, the number of reported labor strikes reached 1,700. Chinese officials have attempted to control labor protests through censorship and by banning independent labor unions, requiring any organization that wishes to unionize to register with the government. In addition, relations between the U.S. and China have sometimes been strained, fueled by allegations that the Chinese government has orchestrated security hacks of U.S. private firms and government agencies.⁸⁵

In addition to the environmental pollution challenges mentioned previously, China has been facing several geopolitical challenges. First, the government is seeking to take a more prominent role in global security and economic issues. However, ongoing human rights concerns could jeopardize China's relationship with the EU and United States. Second, China is facing a long-term slowdown of its economic growth. After two decades of double-digit GDP growth, the country is expected to experience closer to 6 percent growth for the foreseeable future.

You Be the International Management Consultant

For the past several decades, companies seeking to conduct business in China have been required to form joint ventures with Chinese partners. However, in 2018, reforms were instituted by the Chinese government that relaxed this policy for foreign automakers. Specifically, electric vehicles were granted an exception to this rule starting in 2018, with exceptions for utility vehicles and personal automobiles starting in 2020 and 2022, respectively. These reforms significantly lowered the barrier to entry for foreign automobile manufacturers, who previously were required to spend years structuring complex relationships with domestic companies.⁸⁶

U.S.-based electric vehicle manufacturer Tesla was one of the first foreign companies to take advantage of this new market opening. In 2018, the company announced plans to construct a “Gigafactory” in Shanghai to produce its Model Y, its Model 3, and a variety of batteries. Tesla plans to eventually produce more than half a million cars annually at the facility, including versions of its cars that will be designed specifically for Chinese consumers. With China's import tariffs

remaining at 25 percent for foreign cars, Tesla's local production could result in a better-priced product when compared to its competitors'.⁸⁷

Questions

1. If you are working as a consultant for a German-based automaker, would the policy changes by the Chinese government affect your potential investment in the country?
2. What are some of the ways that Tesla's new Gigafactory could bring positive economic development to the country?
3. Is the prospect of China's sheer volume of potential customers too good to pass up? Or do the actions of the government and the country's recent slowdown indicate a signal that investment should be reconsidered?

Design Elements: Chess Icon, Globe Icon, People Icon: McGraw-Hill Global Education Holdings, LLC; World map vector: vectorlight/Shutterstock; World map background with globe: one AND only/Shutterstock

Coca-Cola in India

Coca-Cola is a brand name known throughout the entire world. With stagnant soft drink sales in markets like Europe and North America, Coca-Cola has aggressively looked to new, expanding markets to continue to grow its brand. India, with 1.3 billion consumers, has been a primary target for Coca-Cola; through acquisitions and clever marketing, the company now covers 56 percent of India's \$2 billion soft drink market.¹

Coca-Cola's expansion in India has not been without minor setbacks, however. In 2006–2007, Coca-Cola faced some difficult challenges in the region of Kerala, India, after it was accused of using water that contained pesticides in its bottling plants. An environmental group, the Center for Science and Environment (CSE), found 57 bottles of Coke and Pepsi products from 12 Indian states that contained unsafe levels of pesticides.² The Kerala minister of health, R. Ashok, imposed a ban on the manufacture and sale of Coca-Cola products in the region. Coca-Cola then arranged to have its drinks tested in a British lab, and the report found that the amount of pesticides found in Pepsi and Coca-Cola drinks was harmless to the body.³ Coca-Cola then ran numerous ads to regain consumers' confidence in its products and brand. However, these efforts did not satisfy the environmental groups or the minister of health.

India's Changing Marketplace

During the 1960s and 1970s, India's economy faced many challenges, growing only an average of 3–3.5 percent per year. Numerous obstacles hindered foreign companies from investing in India, and many restrictions on economic activity caused huge difficulties for Indian firms and a lack of interest among foreign investors. For many years the government had problems implementing reform and overcoming bureaucratic and political divisions. Business activity has traditionally been undervalued in India; leisure is typically given more value than work. Stemming from India's colonial legacy, Indians are highly suspicious of foreign investors. Indeed, there have been a few well-publicized disputes between the Indian government and foreign investors.⁴

Over the last three decades, however, many Western companies are finding an easier time doing business in India.⁵ In 1991, political conditions had changed, many restrictions were eased, and economic reforms came into force. With more than 1 billion consumers, India has become an increasingly attractive market.⁶ In the 15 years from 2003–2018, foreign investment expanded from US\$3 billion to US\$38 billion. Imported goods have become a status symbol for the burgeoning middle class.^{7,8}

Coca-Cola has been targeting India for potential growth, as Indians consume an average of 12 eight-ounce beverages per year. In comparison, Brazil consumers drink roughly 240 beverages per year on average. Despite the relatively low amount of beverages consumed by India on average, India has been one of Coke's best emerging market plays. In 2018, a quarter of Coca-Cola's sales growth came from India, and in 2019, India surpassed Japan as Coca-Cola's fifth largest market.^{9,10} Coca-Cola is currently investing US\$5 billion to boost its infrastructure within the country, aiming to increase both revenue and volume in India in the coming years.¹¹

In 2018, FDI in India stood at US\$38 billion, compared to US\$32 billion in China.¹² A 2018 study by the Center for International Development (CID) at

Harvard University found that India will likely maintain its status as the fastest growing economy for the next decade.¹³

India's GDP grew at the impressive average annual rate of 8.5 percent during the six years spanning 2003–2008. Even the global financial crisis, which began in September 2008, only cut the rate of growth by 2–3 percentage points, and the economy has continued to grow at the annual rate of 6–8 percent in the decade since.^{14,15}

Coca-Cola and Other Soft Drink Investment in India

Coca-Cola had experienced previous confrontations with the Indian government. In 1977, Coke had pulled out of India when the government demanded its secret formula.¹⁶

Circumstances have dramatically improved over the years for soft drink providers of India. Coke and Pepsi have invested nearly US\$2 billion in India over the years. They employ about 12,500 people directly and support 200,000 indirectly through their purchases of sugar, packaging material, and shipping services. Coke is India's number-one consumer of mango pulp for its local soft drink offerings.¹⁷ Coca-Cola in India is also the largest domestic buyer of sugar and green coffee beans.¹⁸ From 1994 to 2003, Coca-Cola sales in India more than doubled.

In 2008–2009 Coca-Cola announced its plans to invest more than \$250 million in India over the next three years. The money would be used for everything from expanding bottling capacity to buying delivery trucks and refrigerators for small retailers. The new money meant around a 20 percent increase in the total Coca-Cola has invested in India.¹⁹ Coca-Cola's sales in India climbed 31 percent in the three months ended March 31, 2009, compared to a year earlier. That's the highest volume growth of any of Coke's markets.²⁰

Furthermore, Coca-Cola announced plans in 2012 to invest upwards of US\$5 billion in India, marking a 150 percent increase over the announced plans from 2011 to invest up to US\$2 billion in India over the next five years. In 2017, Coca-Cola invested an additional US\$1.7 billion to improve agricultural infrastructure in the country.²¹ Putting these investments in perspective, Coca-Cola invested a total of just over US\$2 billion in its India operations from 1990 to 2010. Despite the large investment in India, Coca-Cola will see serious competition from Pepsi in this market. Together Coke and Pepsi make up 97 percent of the market for carbonated soft drinks in India. Coke accounted for 60 percent of all sales while Pepsi received 37 percent of the market share.²²

Royal Crown Cola (RC Cola) is the world's third largest brand of soft drinks. The brand was purchased in 2001 by Cott Beverages and entered the Indian market in 2003. For production in India, the company hired three licensing and franchising bottlers. In order to ensure that it was not associated with the pesticide accusations against Pepsi and Coke, RC Cola immediately had its groundwater tested by the testing institute SGS India Pvt Ltd.²³

The Charges against Coke

The pesticide issue began in 2002 in Plachimada, India. Villagers thought that water levels had sunk and the drinking water was contaminated by Coke's plant. They launched a vigil at the plant, and two years later, Coke's license was canceled. Coca-Cola's most recent pesticide issue began at a bottling plant in Mehdiganj. The plant was accused of exploiting the groundwater and polluting it with toxic metals.²⁴ Karnataka R. Ashok, the health minister of Kerala, India, banned the sale of all Coca-Cola and PepsiCo products, claiming that the drinks contained unsafe levels of pesticides.

The alleged contamination of the water launched a debate on everything from pesticide-polluted water to the Indian middle-class's addiction to

unhealthy, processed foods. “It's wonderful,” said Sunita Narin, director of CSE. “Pepsi and Coke are doing our work for us. Now the whole nation knows that there is a pesticide problem.”²⁵

Coca-Cola fought back against the accusations. “No Indian soft drink makers have been tested for similar violations even though pesticides could be in their products such as milk and bottled teas. If pesticides are in the groundwater, why isn't anyone else being tested? We are continuously being challenged because of who we are,” said Atul Singh, CEO of Coca-Cola India.²⁶

Some believe that Coca-Cola was targeted to bring the subject of pesticides in consumer products to light. “If you target multinational corporations, you get more publicity,” adds Arvind Kumar, a researcher at the watchdog group Toxic Links. “Pesticides are in everything in India.”²⁷

India's Response to the Allegations

After CSE's discovery of the unsafe levels of pesticides,²⁸ some suggested the high levels of pesticides came from sugar, which is 10 percent of the soft drink content. However, laboratories found the sugar samples to be pesticide free.²⁹

Kerala is run by a communist government and a chief minister who still claims to have a revolutionary objection to the evils of capitalism.³⁰ Defenders of Coca-Cola claim that this is a large reason for the pesticide findings in Coca-Cola products. After the ban was placed on all Coca-Cola and PepsiCo products in the region of Kerala, Coca-Cola took its case to the state court to defend its products and name. The court said that the state government had no jurisdiction to impose a ban on the manufacture and sale of products.³¹ Kerala then lifted the statewide ban on Coke products.³²

In March 2010, after several years of tense battles, the Indian unit of Coca-Cola Company was asked to pay \$47 million in compensation for

causing environmental damage at its bottling plant in the southern Indian state of Kerala. A state government panel said Coca-Cola's subsidiary, Hindustan Coca-Cola Beverages Pvt Ltd (HCBPL), was responsible for depleting groundwater and dumping toxic waste around its Palakkad plant between 1999 and 2004. Protests by farmers, complaining about the alleged pollution, forced Coca-Cola to close down the plant in 2005. Coca-Cola responded that HCBPL was not responsible for pollution in Palakkad, but the final decision on the compensation will be taken by the state government.³³

Pepsi's Experience in India

PepsiCo has had an equally noticeable presence in India, and it is not surprising that the company has weathered the same storms as its rival Coca-Cola. In addition to claims of excessive water use, a CSE pesticide study, performed in August 2006, accused Pepsi of having 30 times the “unofficial” pesticide limit in its beverages (Coke was claimed to be 27 times the limit in this study).³⁴ These findings, coupled with the original 2003 CSE study that first tarnished the cola companies' image, have prompted numerous consumers to stop their cola consumption. Some have even taken to the streets, burning pictures of Pepsi bottles in protest.

Indra Nooyi, CEO of PepsiCo Inc. and a native of India, is all too familiar with the issues of water contamination and water shortages. Yet, in light of the recent claims made against Pepsi, she has expressed frustration with the exaggerated CSE findings (local tea and coffee have thousands of times the alleged pesticide level found in Pepsi products) and the disproportionate reaction to Pepsi's water-use practices (pointing out that soft drinks and bottled water account for less than 0.04 percent of industrial water usage in India).³⁵

In order to reaffirm the safety and popularity of its products, Page 245 Pepsi has taken on a celebrity-studded ad campaign across India, as well as

continued its legacy of corporate social responsibility (CSR). Some of Pepsi's CSR efforts have involved digging village wells, “harvesting” rainwater, and teaching better techniques for growing rice and tomatoes.³⁶ Pepsi has also initiated efforts to reduce water waste at its Indian facilities.

Although Pepsi sales are back on the rise, Nooyi realizes that she should have acted sooner to counteract CSE's claims about Pepsi products. From here on out, the company must be more attentive to its water-use practices; but Nooyi also notes, “We have to invest, too, in educating communities in how to farm better, collect water, and then work with industry to retrofit plants and recycle.”³⁷

Coke's Social Responsibility Commitments

Coca-Cola has recently employed The Energy and Resources Institute (TERI) to assess its operations in India. The investigations have been conducted because of claims that Coca-Cola has engaged in unethical production practices in India. These alleged practices include causing severe water shortages, locating water-extracting plants in “drought prone” areas, further limiting water access by contaminating the surrounding land and groundwater, and irresponsibly disposing of toxic waste. Colleges and universities throughout the United States, U.K., and Canada have joined in holding the company accountable for its overseas business practices by banning Coca-Cola products on their campuses until more positive results are reported. However, critics have argued that TERI's assessment would undoubtedly be biased because the organization has been largely funded by the Coca-Cola Company.³⁸

Coca-Cola stands behind the safety of its products. “Multinational corporations provide an easy target,” says Amulya Ganguli, a political analyst in New Delhi. “These corporations are believed to be greedy, devoted solely to profit, and uncaring about the health of the consumers.” There is also a

deeply rooted distrust of big business, and particularly foreign big business, in India.³⁹ This is a reminder that there will continue to be obstacles, as there were in the past, to foreign investments in India.

In order to reaffirm their presence in India, Coke and Pepsi have run separate ads insisting that their drinks are safe. Coke's ad said, "Is there anything safer for you to drink?" and invited Indians to visit its plants to see how the beverage is made.⁴⁰ Nevertheless, in July 2006, Coke reported a 12 percent decline in sales.⁴¹

Coca-Cola has undertaken various initiatives to improve the drinking water conditions around the world. It has formally pledged support for the United Nations Global Compact and co-founded the Global Water Challenge, which improves water access and sanitation in countries in critical need. It is improving energy efficiency through the use of hydrofluorocarbon-free insulation for 98 percent of new refrigerator sales and marketing equipment. Specifically, in India, Coke has stated, "More than one-third of the total water that is used in operations is renewed and returned to groundwater systems."⁴² Among its first water renewal projects was installation of 270 rainwater catching devices.⁴³ Later, Coca-Cola expanded the number of rainwater harvesting projects by partnering with the Central Ground Water Authority (CGWA), State Ground Water Boards, schools, colleges, NGOs, and local communities to combat water scarcity. According to Coca-Cola India's 2007–2008 Environment Report, the company was actively engaged in 400 rainwater harvesting projects running across 17 states. These efforts were contributing to the company's eventual target of being a "net zero" user of groundwater, a goal that it achieved in 2009.⁴⁴ See [Figure 1](#) for a timeline of Coca-Cola's efforts in India.

Figure 1 A Timeline of Coca-Cola in Kerala, India

1977 Coca-Cola pulls out of India when the government demands

- its secret formula.
- 1991 Restrictions are eased in India for easier international business development.
 - 1999 A report is published by the All-Indian Coordinated Research Program stating that 20% of all Indian food commodities exceed the maximum pesticide residue level and 43% of milk exceeds the maximum residue levels of DDT.
 - 2002 Villagers in Plachimada, India, make the accusation that Coke's bottling plant is contaminating their drinking water.
 - 2003 The Center for Science and Environment produces a study that finds unsafe levels of pesticides in Coca-Cola products in India.
 - January 2004 Parliament in India forms a Joint Parliamentary Committee to investigate the charges by the CSE.
 - March 2004 A Coca-Cola bottling facility is shut down in Plachimada, India.
 - 2004 Indian government announces new regulations for carbonated soft drinks based on European Union standards.
 - 2005 Coca-Cola co-founds the Global Water Challenge, develops the Global Community-Watershed Partnership, and establishes the Ethics and Compliance Committee.
 - August 2006 The CSE produces another report finding 57 Coke and Pepsi products from 12 Indian states that contain unsafe pesticide levels.
 - September 2006 India's high court overturns the ban on the sale of Coke products in Kerala.
 - March 2010 Indian unit of Coca-Cola Co. asked by state government to pay \$47 million compensation for causing environmental damage at its bottling plant in Kerala.

Having inspected its own water-use habits, Coca-Cola has vowed to reduce the amount of water it uses in its bottling operations. As of Page 246 2018, Coca-Cola had reduced the amount of water needed to make one liter of Coke to 1.92 liters (compared with 2.70 liters a decade before).⁴⁵

At the June 2007 annual meeting of the World Wildlife Fund (WWF) in Beijing, Coca-Cola announced its multi-year partnership with the organization “to conserve and protect freshwater resources,” and in 2013, the partnership was expanded to include new goals. E. Neville Isdell, chair and CEO of the Coca-Cola Company, said, “Our goal is to replace every drop of water we use in our beverages and their production. For us that means reducing the amount of water used to produce our beverages, recycling water used for manufacturing processes so it can be returned safely to the environment, and replenishing water in communities and nature through locally relevant projects.” Coca-Cola hopes to spread these practices to other members of its supply chain, particularly the sugar cane industry. The Coca-Cola–WWF partnership is also focused on climate protection and protection of seven of the world's “most critical freshwater basins,” including the Yangtze in China. Although Coca-Cola's corporate social responsibility efforts have included other projects with the WWF in the past, it hopes that this official partnership will help achieve larger-scale results.⁴⁶

As a part of its 2013 goals, Coca-Cola and the WWF committed to achieve 100 percent replenishment of all water used, 75 percent recycling rate in developing markets, 30 percent plant-based packaging by 2020, and 25 percent improvement to water efficiency by 2020.⁴⁷ In addition to its joint goals with the WWF, Coca-Cola also established its own set of sustainability-related targets for 2020. These include tracking the carbon footprint of its beverages, reducing waste in its packaging, tracking the number of female entrepreneurs that it serves across its supply chain, and ensuring that its suppliers comply with a variety of human rights standards.⁴⁸ Coca-Cola has also established EthicsLine, which is a global web and telephone information and reporting service that allows anyone to report confidential information to a third party. Service is toll free—24 hours a day—and translators are available. Coca-Cola is currently focusing on improving standards through the

global water challenge and enhancing global packaging to make it more environmentally friendly. It is also working on promoting nutrition and physical education by launching programs throughout the world. For example, Coca-Cola India announced a partnership with the Bharat Integrated Social Welfare Agency (BISWA) to build awareness regarding micro-nutrient malnutrition (or “hidden hunger”) in the “bottom of the socio-economic pyramid” population in India. The two partners will work together to establish a successful income-generation model for communities through self-help groups in Sambalpur in Odisha and also provide them with affordable alternatives to alleviate “hidden hunger.” The first product developed by Coca-Cola India to address the issue of “hidden hunger” is Vitingo, a tasty, affordable, and refreshing orange-flavored beverage fortified with micro-nutrients.

By 2020, the Coca-Cola Company will have invested over US\$8 billion in India, making it one of India's top international investors. Almost all the goods and services required to produce and market Coca-Cola are made in India. The Coca-Cola Company directly employs approximately 25,000 local people in India; and indirectly, its business in India creates employment for more than 150,000 people.⁴⁹ Hindustan Coca-Cola Beverages Pvt Ltd operates 24 bottling plants, some of which are located in economically underdeveloped areas of the country. The Coca-Cola system also includes 13 franchise-operated plants.⁵⁰

Lessons Learned

Yet Coca-Cola was caught off guard by its experience in India. Coke did not fully appreciate how quickly local politicians would attack Coke in light of the test results, nor did it respond quickly enough to the anxieties of its consumers. The company failed to realize how fast news travels in modern India. India represents only about 1 percent of Coca-Cola's global volume, but

it is central to the company's long-term growth strategy. The company needed to take action fast.⁵¹

In what Coke thought to be a respectful and immediate time frame, it formed committees in India and the United States. The committees worked on rebuttals and had their own labs commission the tests, and then they commented in detail. Coke also directed reporters to Internet blogs full of entries that were pro-Coke. Critics say that Coke focused too much on the charges instead of winning back the support of its customers. “Here people interpret silence as guilt,” said Mr. Seth, Coke's Indian public relations expert.

Ms. Bjorhus, the Coke communications director, said she could now see how the environmental group had picked Coca-Cola as a way of attracting attention to the broader problem of pesticide contamination in Indian food products. Coca-Cola stands behind its products as being pesticide free. It is now up to the Indian consumer to decide the success of Coca-Cola in future years.

Nevertheless, Coca-Cola has been optimistic about its future in India. While India was still among the countries with the lowest per capita consumption of Coke, in 2018 it was the fastest-growing region for the company. Twenty-five percent of Coca-Cola's growth in sales in 2018 was attributed to India, while sales in its more established markets like the United States and Mexico remained flat.

The Global Water Challenge

A decade ago in 2007, one out of every five people globally lacked access to clean drinking water.⁵² In August 2006, an international conference was held in Stockholm, Sweden, to discuss global water issues. A UN study reported that many large water corporations have decreased their investments in developing countries because of high political and financial risks. Even nations that have had abundant water supplies are experiencing significant

reductions. These reductions are believed to be caused by two ^{Page 247} factors: the decline in rainfall and increased evaporation of water due to global warming and the loss of wetlands. Water is something that affects every person each and every day. The executive director of the Stockholm Water Institute, Anders Berntell, noted that water affects the areas of agriculture, energy, transportation, forestry, trade, financing, and social and political security. The Food and Agriculture Organization points out, “Agriculture is the world's largest water consumer. Any water crisis will therefore also create a food crisis.”

There have been attempts to improve the water conditions around the world. The United Nations' 2019 World Water Development Report, compiled by 24 UN agencies, found that impoverished neighborhoods in India were charged nearly 40 times the standard municipal price per cubic meter of water. The report also stated that more than 2 billion people still lack access to improved water resources, and that nearly 4 billion people experience a short-term water shortage at least one month every year.⁵³ In China, nearly a quarter of the population is unable to access clean drinking water. Over half of China's major waterways are also polluted. The Institute of Public and Environmental Affairs reported that 34 foreign-owned or joint-venture companies, including Pepsi, have caused water pollution problems in China. Ma Jun, the institute's founder, said, “We're not talking about very high standards. These companies are known for their commitment to the environment.”⁵⁴

According to the 2019 UN World Water Development Report, the world's population will grow by 2 billion more people by 2050, with most of the growth occurring in the water-stressed regions of Asia and Africa. An estimated one-third of the global population still lacks access to safe drinking water or adequate sanitation. By 2050, the population living in urban environments will be double that of those living in rural areas.⁵⁵

With businesses expanding globally, water is a crucial resource, and water issues will increasingly affect all industries. With water conditions improving at a slower rate than business development, businesses will have to take on the responsibility of not only finding an adequate supply of the diminishing resource but also making sure the water is safe for all to consume. This responsibility is going to be an additional cost to companies, but a necessary one that will prevent loss of sales in the future. Coca-Cola's specific situation in India is a reminder for all global corporations.

Questions for Review

1. What aspects of U.S. culture and of Indian culture may have been causes of Coke's difficulties in India?
2. How might Coca-Cola have responded differently when this situation first occurred, especially in terms of responding to negative perceptions among Indians of Coke and other MNCs?
3. If Coca-Cola wants to obtain more of India's soft drink market, what changes does it need to make?
4. How might companies like Coca-Cola and PepsiCo demonstrate their commitment to working with different countries and respecting the cultural and natural environments of those societies?

Prepared by Jaclyn Johns of Villanova University under the supervision of Professor Jonathan Doh as the basis for class discussion.

ENDNOTES

1. Krishna Gopalan, "Coke's Cleanse," Outlook Business, March 15, 2019, <https://www.outlookbusiness.com/strategy/feature/okes-cleanse-4985>.

2. Peter Wonacott and Chad Terhune, "Politics & Economics: Path to India's Market Dotted with Potholes; Savvy Cola Giants Stumble over Local Agendas; KFC Climbs Back from Abyss," *Wall Street Journal*, September 12, 2006, A6.
3. "CSE Report on Pesticide Residue Inconclusive," *Businessline*, August 27, 2006, 1.
4. Rajesh Kumar and Verner Worm, "Institutional Dynamics and the Negotiation Process: Comparing India and China," *International Journal of Conflict Management* 15, no. 3 (2004): 304.
5. Wonacott and Terhune, "Politics & Economics."
6. Archana Shukla, "Message Will Always Be More Important Than Medium," *Business Today*, August 27, 2006, 102.
7. Sneha Shah, "India Pips China in FDI Inflows for the First Time in 20 Years," *Economic Times*, December 28, 2018, <https://economictimes.indiatimes.com/news/economy/indicators/india-pips-china-in-fdi-inflows-for-the-first-time-in-20-years/articleshow/67281263.cms>.
8. Mark Sappenfield, "India's Cola Revolt Taps into Old Distrust: Behind Contradictory Reports of Pesticides in Coke and Pepsi Is an Underlying Wariness of Foreign Companies," *Christian Science Monitor*, September 1, 2006, 6.
9. Prasannata Patwa, "India Will Be Among Coca-Cola's Top Five Markets This Year: James Quincey," LiveMint, March 11, 2019, <https://www.livemint.com/companies/news/india-will-be-among-coca-cola-s-top-five-markets-this-year-james-quincey-1552292502263.html>.

10. Suneera Tandon, "Product Launches Aid Growth at Coca Cola's India Business" *LiveMint*, February 15, 2019,
<https://www.livemint.com/companies/news/new-product-launches-aid-coca-cola-india-s-growth-in-2018-1550211587854.html>.
11. "How Coca-Cola Plans to Make India Its Third Largest Market," *Forbes*, September 7, 2017,
<https://www.forbes.com/sites/greatspeculations/2017/09/07/how-coca-cola-plans-to-make-india-its-third-largest-market/#19eb48062e84>.
12. Sneha Shah, "India Pips China in FDI Inflows for the First Time in 20 Years," *Economic Times*, December 28, 2018,
<https://economictimes.indiatimes.com/news/economy/indicators/india-pips-china-in-fdi-inflows-for-the-first-time-in-20-years/articleshow/67281263.cms>.
13. "India Tops List of Fastest Growing Economies for Coming Decade: Harvard Study," *Economic Times*, May 4, 2018,
<https://economictimes.indiatimes.com/news/economy/indicators/india-tops-list-of-fastest-growing-economies-for-coming-decade-harvard-study/articleshow/64027625.cms>.
14. Arvind Panagariya, "Building a Modern India," *Business Standard India 2010*.
15. "GDP Growth (Annual %)," World Bank,
<http://data.worldbank.org/indicator/NY.GDP.MKTP.KD.ZG>.
16. Sappenfield, "India's Cola Revolt Taps into Old Distrust."
17. Brian Bremner, Nandini Lakshman, and Diane Brady, "India: Behind the Scare over Pesticides in Pepsi and Coke," *BusinessWeek*,

September 4, 2006, 43.

18. Coca-Cola India, "Environment Report 2007–2008."
19. Eric Bellman, "Coke Sees Strong Demand across India, Plans Investment," *Wall Street Journal*, June 30, 2009, http://online.wsj.com/article/SB124055692273452331.html?mod=googlenews_wsj.
20. Ibid.
21. "Coca-Cola India and Partners to Invest \$1.7 Billion in Country's Agricultural Ecosystem," Coca-Cola, June 9, 2017, <https://www.coca-colacompany.com/stories/coca-cola-india-and-partners-to-invest--1-7-billion-in-countrys->.
22. Nikhil Gulati and Runman Ahmed, "India Has 1.2 Billion People but Not Enough Drink Coke," *Wall Street Journal*, July 13, 2012, <http://www.wsj.com/articles/SB10001424052702304870304577490092413939410>.
23. Ratna Bhushan, "RC Cola Comes to India," *Businessline*, October 7, 2003, 1.
24. "India: Reports of Contaminated Soda Dry Up Coke, Pepsi Sales," *Global Information Network*, September 7, 2006, 1.
25. Aryn Baker, "India's Storm in a Cola Cup." *Time*, August 14, 2006.
26. Brian Bremner and Nandini Lakshman. "Commentary: India: Behind the Scare over Pesticides in Pepsi and Coke." *Bloomberg*.
27. Sappenfield, "India's Cola Revolt Taps into Old Distrust."
28. Wonacott and Terhune, "Politics & Economics."
29. "India: Reports of Contaminated Soda Dry Up Coke, Pepsi Sales."

30. Sappenfield, "India's Cola Revolt Taps into Old Distrust."
31. "Coca-Cola Co.: India's Kerala State Cancels Ban on Coke, Pepsi Drinks," *Wall Street Journal*, September 25, 2006, A11.
32. Ibid.
33. "Coca-Cola India Unit Asked to Pay \$47 Million Damages," Reuters, March 23, 2010,
<https://www.reuters.com/article/idUSSGE62M0AV20100323>.
34. Diane Brady, "Pepsi: Repairing a Poisoned Reputation in India," *BusinessWeek*, June 11, 2007.
35. Ibid.
36. Ibid.
37. Diane Brady, "Pepsi: Repairing a Poisoned Reputation in India." *Bloomberg*, 2007.
38. Amit Srivastava, "Coca-Cola Funded Group Investigates Coca-Cola in India," India Resource Center, April 16, 2007,
<http://www.indiaresource.org/campaigns/coke/2007/coketeri.html>.
39. Sappenfield, "India's Cola Revolt Taps into Old Distrust." *Christian*.
40. Amelia Gentleman, "For 2 Giants of Soft Drinks, a Crisis in Crucial Market," *New York Times*, August 23, 2006, C3.
41. Wonacott and Terhune, "Politics & Economics."
42. "CSR Initiatives: Strengthening Communities through Water Conservation," *CSR News*, October 2007,
http://newsletters.cii.in/newsletters/csr/october07/spot_lite.html.
43. Ibid.

44. Coca-Cola India, “Environment Report 2007–2008.”
45. “Improving Our Water Efficiency,” Coca-Cola Company, <https://www.coca-colacompany.com/stories/setting-a-new-goal-for-water-efficiency>.
46. “The Coca-Cola Company Pledges to Replace the Water It Uses in Its Beverages and Their Production,” World Wildlife Fund, June 5, 2007.
47. Jay Moye, “Beyond Water: Coca-Cola Expands Partnership with WWF, Announces Ambitious Environmental Goals,” Coca-Cola Company, July 9, 2013, <https://www.coca-colacompany.com/stories/beyond-water-coca-cola-expands-partnership-with-wwf-announces-ambitious-environmental-goals>.
48. “2020 Sustainability Goals: Tracking Our Progress,” Coca-Cola Company, August 28, 2018, <https://www.coca-colacompany.com/stories/2017-tracking-our-progress>.
49. “Coca-Cola Worldwide and in India,” Coca-Cola Company, 2019, <https://www.coca-colaindia.com/about-us/coca-cola-worldwide-and-in-india>.
50. Ibid.
51. Gentleman, “For 2 Giants of Soft Drinks, a Crisis in Crucial Market.”
52. Kenneth E. Behring, “Water Research; Researchers Are Raising Awareness of the Global Drinking Water Crisis,” *Health & Medicine Week*, October 16, 2006, 1339.
53. “2019 World Water Development Report,” United Nations, 2019.
54. Loretta Chao and Shai Oster, “China Study Says Foreigners Violate Clean-Water Rules,” *Wall Street Journal*, October 30, 2006, B7.

Brief Integrative Case 2.2

Danone's Wrangle with Wahaha

In 1996, Danone Group and Wahaha Group combined forces in a joint venture (JV) to form the largest beverage company in China. A longstanding trademark dispute between the JV members, embedded within a broader clash of national and organizational cultures, came to a head. Valuable lessons can be learned from this dispute for investors considering joint ventures in China.

The Wahaha Joint Venture was established in 1996 by Hangzhou Wahaha Food Group Co. Ltd., Danone Group, and Bai Fu Qin Ltd. In 1997, Danone bought the interests of Bai Fu Qin and gained legal control of the JV with 51 percent of the shares. While members of the JV are entitled to use the JV's Wahaha trademark, in 2000, the Wahaha Group developed companies outside of the JV that sold products similar to those of the JV and used the JV's trademark. The Danone Group objected and sought to purchase those non-JV companies.¹

In April 2007, Danone offered RMB4 billion to acquire 51 percent of the shares of Wahaha's five non-JV companies. Wahaha Group rejected the offer. Subsequently, Danone filed more than 30 lawsuits against Wahaha for violating the contract and illegally using the JV's Wahaha trademark in countries such as France, Italy, the U.S., and China.²

Danone's Background

Danone traces its roots to Europe in the early 20th century. In 1919, Isaac Carasso opened a small yogurt stand in Spain. He named it “Danone,” meaning “Little Daniel,” after his son. Carasso was aware of new methods of milk fermentation conducted at the Pasteur Institute in Paris. He decided to merge these new techniques with traditional practices for making yogurt. The first industrial manufacturer of yogurt was started.³

Following his success in Europe, Carasso immigrated to the U.S. to expand his market. He changed the Danone name to Dannon Milk products, Inc., and founded the first American yogurt company in 1942 in New York. Distribution began on a small scale. When Dannon introduced the “fruit on the bottom” line in 1947, sales soared. The following year, he sold his company's interest and returned to Spain to manage his family's original business.⁴

By 1950, Dannon had expanded to other U.S. states in the Northeast. It also broadened the line by introducing low-fat yogurt that targeted the health-conscious consumer. Sales continued to rise. Dannon expanded across the country throughout the 1960s and 1970s. In 1979, Dannon became the first company to sell perishable dairy products coast to coast in the U.S.⁵

In 1967, Danone merged with leading French fresh cheese producer Gervais to become Gervais Danone. In 1973, Gervais Danone merged with Boussois-Souchon-Neuvesel (BSN), a company that had also acquired the Alsatian brewer Kronenbourg and Evian mineral water.⁶ In 1987, Gervais Danone acquired European biscuit manufacturer Général Biscuit, owners of the LU brand, and in 1989, it bought out the European biscuit operations of Nabisco.

In 1994, BSN changed its name to Groupe Danone, adopting the name of the Group's best-known international brand. Under its current CEO, Franck Riboud, the company has pursued its focus on the three product groups: dairy, beverages, and cereals.⁷ Today, Danone's mission is to produce healthy,

nutritious, and affordable food and beverage products for as many people as possible.

Danone's Global Growth

Danone, with 180 production sites and over 100,000 employees, has a presence in all five continents and over 120 countries. In 2018, Danone recorded €24.7 billion in sales, a 60 percent increase from its €15.2 billion in sales in 2008. Danone enjoys leading positions in healthy food:⁸

- No. 1 worldwide in fresh dairy products
- No. 1 worldwide in plant-based products
- No. 2 worldwide in early life nutrition
- No. 2 worldwide in packaged waters
- No. 1 in Europe in medical nutrition

Its portfolio of brands and products includes Activia, a probiotic dairy product line; Danette, a brand of cream desserts; Nutricia, an infant product line; Danonino, a brand of yogurts; and Evian, a brand of bottled water.⁹

Listed on Euronext Paris, Danone is also ranked among the top companies for social responsibility in the Dow Jones Sustainability Indices, and the company received a AAA rating from MSCI ESG Research for its performance in the area of Environmental, Social & Governance (ESG) issues.¹⁰ Danone was ranked number 58 in top 100 international brands according to Interbrand 2018 Best Global Brand valuation, with the brand value of \$9.5 billion.¹¹

In 2018, Danone's sales grew by 3 percent. The group's performance is the result of a balanced strategy that builds on international expansion, a growing commitment to innovation, and the strengthening of health-oriented brands. As of 2018, Danone is the world's second largest producer of bottled water. Danone owns three of the world's top-selling brands of

packaged water (Mizone, Aqua, and Evian). Its revenue from water products amounted to €4.5 billion in 2018: China, Indonesia, and France accounted for the most sales. Growth is strongest in China, Indonesia, and Argentina, with emerging markets accounting for 70 percent of all of Danone's bottled water sales.¹²

In the mid-1990s, Danone did 80 percent of its business in Western Europe. Until 1996, the company was present in about a dozen markets including pasta, confectionery, biscuits, ready-to-serve meals, and beer. The company realized that it is difficult to achieve simultaneous growth in all these markets. Therefore, they decided to concentrate on the few markets that showed the most growth potential and were consistent with Danone's focus on health. Starting in 1997, the Group decided to focus on three business lines worldwide (Fresh Dairy Products, Beverages, as well as Biscuits and Cereal Products), and the rest of the business lines were divested. This freed the company's financial and human resources and allowed for quick expansion into new markets in Asia, Africa, Eastern Europe, and Latin America. In less than 10 years, the contribution of emerging markets to sales rose from zero to 40 percent while that of Western Europe went below 50 percent.¹³ By 2018, emerging markets accounted for a majority of all sales, with over 60 percent of all employees working in developing nations.¹⁴

In 2007, the same year that it attempted to acquire 51 percent of the shares of Wahaha's five non-JV companies, Danone marked the end of a 10-year refocusing strategy period during which the Group's activities were refocused in the area of health. That year, the Group sold nearly all of its Biscuits and Cereal Products business to the Kraft Foods group, while adding Baby Nutrition and Medical Nutrition to its portfolio by acquiring Numico.

Danone is now centered on 4 business lines:¹⁵

1. Essential Dairy and Plant-Based Products, representing approximately 53 percent of consolidated sales for 2018.

2. Waters, representing approximately 18 percent of consolidated sales for 2018.
3. Early Life Nutrition, representing approximately 22 percent of consolidated sales for 2018.
4. Advanced Medical Nutrition, representing approximately 7 percent of consolidated sales for 2018.

Danone Strategy in China

Danone entered the Chinese market in the late 1980s. Since then, it has invested heavily in China, building factories and expanding production. Today, Danone has 70 factories in China, including Danone Biscuits, Robust, Wahaha, and Health. Ten percent of Danone's workforce is located in China. Danone sells primarily yogurt, biscuits, and beverages in the Chinese market.¹⁶ By 2018, Danone's Asia-Pacific and Greater China regions employed 30,000 people, which was almost 30 percent of Danone's total employees.¹⁷

In the early 2000s, Danone's Wahaha was China's largest beverage company. In 2008, 57 percent of Danone's Asian sales were in China. Two billion liters of Wahaha were sold in 2004, making it the market leader in China with a 30 percent market share.¹⁸ In Asia, in 2007, Danone Group was the market leader with a 20 percent share of a 34-billion-liter market. In comparison, rivals Coca-Cola and Nestlé had a 7 percent and 2 percent share, respectively. Evian, its global brand, was sold alongside of local brands such as China's Wahaha.

In the late 1990s and early 2000s, Danone purchased shares of many of the top beverage companies in China: 51 percent of the shares of the companies owned by Wahaha Group, 98 percent of Robust Group, 50 percent of Shanghai Maling Aquarius Co., Ltd., 54.2 percent of Shenzhen Yili Mineral

Water Company, 22.18 percent of China Huiyuan Group, 50 percent of Mengniu, and 20.01 percent of Bright dairy. These companies, leaders in their industry, all own trademarks that are well-known in China.¹⁹

However, while expanding into the Chinese market, Danone faced challenges due to lack of market knowledge. In 2000, Danone purchased Robust, the then-second-largest company in the Chinese beverage industry. Sales of Robust had reached RMB2 billion in 1999. After the purchase, Danone dismissed the original management and managed Robust directly. Because its new management was not familiar with the Chinese beverage market, Robust struggled. Its tea and milk products almost disappeared from the market. During 2005–2006, the company lost RMB 150 million.²⁰

Wahaha Company

The Wahaha company was established in 1987 by a retired teacher, Mr. Zong Qinghou. In 1989, the enterprise opened its first plant, Wahaha Nutritional Food Factory, to produce “Wahaha Oral Liquid for Children,” a nutritional drink for kids. The name Wahaha was meant to evoke a laughing child, combining the character for baby (wa) with the sound of laughter.²¹ After its launch, Wahaha won a rapid public acceptance. By 1991, the company's sales revenue grew beyond 100 million renminbi (¥).²²

In 1991, with the support of the Hangzhou local district government, Wahaha Nutritional Food Factory merged with Hangzhou Canning Food Factory, a state-owned enterprise, to form the Hangzhou Wahaha Group Corporation. After mergers with three more companies, Wahaha became the biggest corporation of its district.²³

Since 1997, Wahaha has set up many new subsidiaries. It was aided by state and local government because its continuous expansion helped create new jobs and its increased profits led to more tax revenues.

In 1996, the Hangzhou Wahaha Group Corporation began a joint venture with Danone Group and formed five new subsidiaries, which attracted a \$45 million foreign investment and then added another \$26.2 million investment. With the investment funds, Wahaha brought world-class advanced production lines from Germany, America, Italy, Japan, and Canada into its sites. The terms of the Danone-Wahaha joint venture allowed Wahaha to retain all managerial and operating rights as well as the brand name Wahaha. In the next eight years, the company established 40 subsidiaries in China, and in 1998 launched its own brand, “Future Cola,” to compete against Coke and Pepsi.²⁴

In 2000, the company produced 2.24 million tons of beverages with sales revenue of \$5.4 billion. The production accounted for 15 percent of the Chinese output of beverages. The group became the biggest company in the beverage industry of China with total assets of \$4.4 billion.²⁵

Back in 2007, it produced 6.89 million tons of beverage with a sales revenue of \$25.8 billion. Today, Hangzhou Wahaha Group Co., Ltd., is still a leading beverage producer in China with over 60,000 employees and 150 subsidiaries, though sales have dropped nearly in half since 2013 due to the shrinking carbonated beverage market. The company product category contains more than 100 varieties, such as milk drinks, drinking water, carbonated drinks, tea drinks, canned food, and health care products.²⁶

According to a 2018 report on the “Top 100 Food & Beverage Companies of China” released by the Food and Beverage Innovation Forum (FBIF), Wahaha is the fifth largest food and beverage retailer in China. According to Zong Qinghou, the president of Wahaha: “As China becomes the world's largest food and beverage market, we'll be a major player in the global market.” Wahaha implements a strategy of “local production and local distribution” and has built an excellent production-distribution network. Its

Wahaha R&D center and Analysis Center provide guarantees for high product quality.²⁷

Danone-Wahaha Joint Venture Conflict

The Wahaha joint venture (JV) was formed in 1996 with three participants: Hangzhou Wahaha Food Group (Wahaha Group); Danone Group, a French corporation (Danone); and Bai Fu Qin, a Hong Kong corporation (Baifu). Danone and Baifu did not invest directly in the JV. Instead, Danone and Baifu formed Jin Jia Investment, a Singapore corporation (Jinjia). Upon the formation of the JV, Wahaha Group owned 49 percent of the shares of the JV and Jinjia owned 51 percent of the shares of the JV. This structure led to immediate misunderstandings between the participants. From Wahaha Group's point of view—with the division of ownership at 49 percent Wahaha Group, 25.5 percent Danone, and 25.5 percent Baifu—it was the majority shareholder in the JV. [Figure 1](#) shows the initial structure of the JV. Since Wahaha Group felt it controlled the JV, it was relatively unconcerned when it transferred its trademark to the JV.²⁸

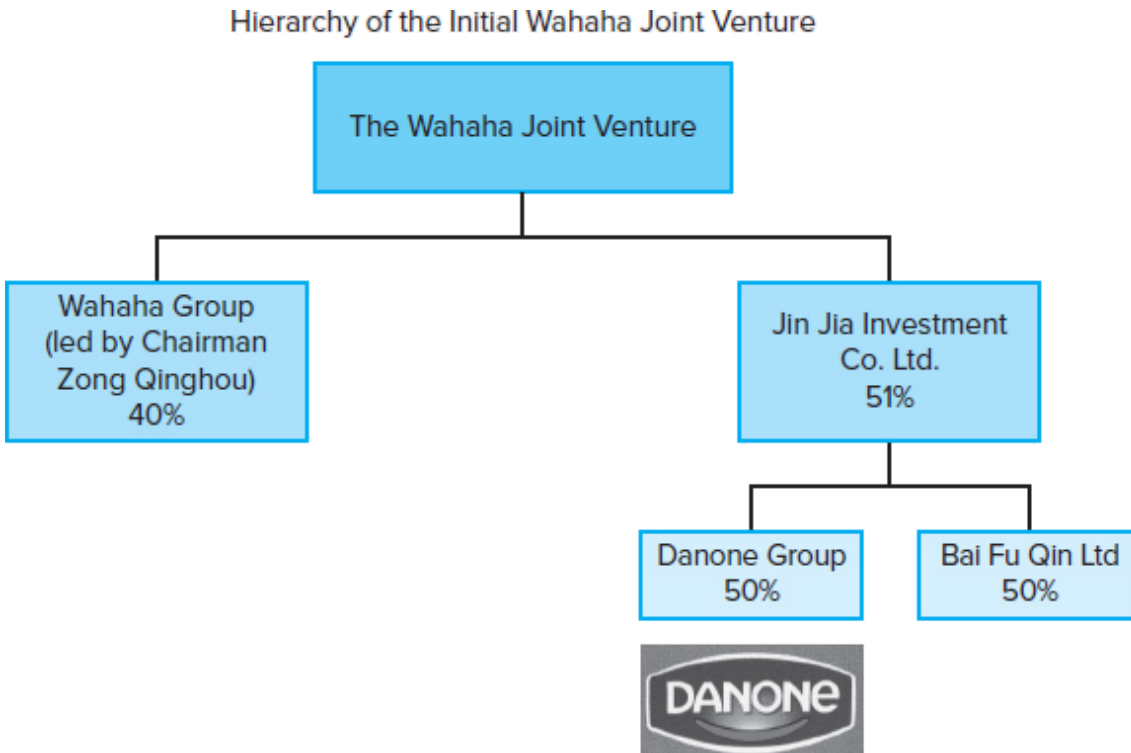


Figure 1 Structure of Initial Wahaha Joint Venture

In 1998, Danone bought out the interest of Baifu in Jinjia, becoming 100 percent owner of Jinjia and effectively the 51 percent owner of the JV. This gave it legal control over the JV because of its right to elect the board of directors. For the first time, the Wahaha Group and Zong realized two things: (1) They had given complete control over their trademark to the JV and (2) a foreign company was now in control of the JV. From a legal standpoint, this result was implied by the structure of the JV from the very beginning. However, it is clear from public statements that the Wahaha Group did not understand the implications when they entered into the venture. The Danone “takeover” in 1998 therefore produced significant resentment on the part of Wahaha Group. Rightly or not, Wahaha felt that Danone misled them from the very beginning.²⁹

When the JV was formed, Wahaha Group was a state-owned enterprise owned by the Hangzhou city government. After formation of the JV, it was converted into a private corporation, effectively controlled by Zong. This set

the stage for Wahaha Group's decision to take back control of the trademark it felt had been unfairly transferred to Danone. Zong and his employees now viewed the transferred trademark as their personal property.³⁰

When the JV was formed, Wahaha Group obtained an appraisal of its trademark valuing it at RMB100 million (US\$13.2 million). The trademark was its sole contribution to the JV, while Jinjia contributed RMB500 million (US\$66.1 million) in cash. Wahaha Group also agreed not to use the trademark for any independent business activity or allow it to be used by any other entity. However, the trademark transfer was rejected by China's Trademark Office. It took the position that, as the well-known mark of a state-owned enterprise, the trademark belonged to the state and Wahaha Group did not have the right to transfer it to a private company.³¹

Rather than terminate the JV, the shareholders (now Danone and Wahaha Group) decided to work around the approval issue by entering into an exclusive license agreement for the trademark in 1999. Because the license agreement was intended to be the functional equivalent of a sale of the trademark, they were concerned the Trademark Office would refuse to register the license. Therefore, they only registered an abbreviated license. This was accepted by the Trademark Office, which never saw the full license. As a result, Wahaha Group never transferred ownership of the Wahaha trademark to the JV, just the exclusive license. Thus, Wahaha Group never complied with its basic obligation for capitalization of the JV. It does not appear that any of the JV documents were revised to deal with this changed situation.³²

Although Danone was the majority shareholder and maintained a majority interest on the board of directors, day-to-day management of the JV was delegated entirely to Zong. He filled management positions with his family members and employees of the Wahaha Group. Under Zong's management, the JV became the largest Chinese bottled water and beverage company.³³

Beginning in 2000, the Wahaha Group created a series of companies that sold the same products as the JV and used the Wahaha trademark. The non-JV companies appear to have been owned in part by Wahaha Group and in part by an offshore British Virgin Islands company controlled by Zong's daughter and wife. Neither Danone nor Wahaha Group receives any benefits from the profits of these non-JV companies. According to press reports in China, products from the non-JV companies and the JV were sold by the same sales staff working for the same sales company, all ultimately managed by Zong.³⁴

In 2005, Danone realized the situation and insisted it be given a 51 percent ownership interest in the non-JV companies. Wahaha Group and Zong, who by this time was one of the richest men in China, refused.³⁵

Details of the Dispute

In April 2006, Wahaha was informed by its 10-year JV partner Danone that it had breached the contract by establishing nonjoint ventures that had infringed upon the interests of Danone. Danone proposed to purchase 51 percent of the shares of Wahaha's nonjoint ventures.³⁶ The move was opposed by Wahaha. In May 2007, Danone formally initiated a proceeding, claiming that Wahaha's establishment of non-joint ventures as well as the illegal use of the “Wahaha” trademark had seriously violated the noncompete clause. The two parties carried on 10 lawsuits in and out of China, and all the ruled cases between Wahaha and Danone have ended in Wahaha's favor.³⁷

On February 3, 2009, a California court in the United States dismissed Danone's accusation against the wife and daughter of Zong Qinghou and ruled that the dispute between Danone and Wahaha should be settled in China. In addition, Danone's lawsuits against Wahaha were rejected by courts in Italy and France; and a series of lawsuits brought by Danone in China against Zong Qinghou and Wahaha's nonjoint ventures all ended in failure.³⁸

The rationality of the existence of the nonjoint ventures, the ownership of the “Wahaha” trademark, and the noncompete clause issue were the key points of the Danone-Wahaha dispute.³⁹ In 1996, Wahaha offered a list of 10 subsidiaries to Danone, which, after evaluation, selected four. Jinja Investments Pte Ltd. (a Singapore-based joint venture between Danone Asia Pte Ltd. and Hong Kong Peregrine Investment, of which Danone is the controlling shareholder); Hangzhou Wahaha Group Co., Ltd.; and Zhejiang Wahaha Industrial Holdings Ltd. jointly invested to form five joint venture enterprises, with shareholdings of 51 percent, 39 percent, and 10 percent, respectively. In 1998, Hong Kong Peregrine sold its stake in Jinja Investments to Danone, which makes Danone the sole shareholder of Jinja Investments, giving it the control of over 51 percent of the joint ventures. Wahaha and Danone cooperated on the basis of joint venture enterprises, rather than the complete acquisition of Wahaha by Danone. As a result, Wahaha was always independent, and its nonjoint ventures have existed and developed since 1996. Relevant transactions of Wahaha's nonjoint ventures and joint ventures were disclosed fully and frankly by the auditing reports of PricewaterhouseCoopers, an accounting firm appointed by Danone. Meanwhile, during the 11-year cooperation, Danone assigned a finance director to locate in the headquarters of Wahaha Group to audit the latter's financial information.⁴⁰

Danone and Wahaha had signed in succession three relevant Page 254 agreements concerning the ownership of the “Wahaha” brand name. In 1997, the two parties signed a trademark transfer agreement, with an intention to transfer the “Wahaha” trademark to the joint ventures. The move, however, was not approved by the State Trademark Office.⁴¹ For this reason, the two parties signed in 1999 the trademark licensing contract. According to law, the same subject cannot be synchronously transferred and licensed for use to others by the same host. Therefore, the signing and fulfillment of the trademark licensing contract showed that the two parties had agreed to the invalidation

of the transfer agreement. The “Wahaha” brand should belong to the Wahaha Group, while the joint ventures only have the right of use.⁴²

In October 2005, the two parties signed the No. 1 amendment agreement to the trademark licensing contract, in which it confirmed Party A (Hangzhou Wahaha Group Co., Ltd.) as owner of the trademark. In addition, the second provision of the amendment agreement clearly stated that the several Wahaha subsidiaries listed in the fifth annex of the licensing contract as well as other Wahaha subsidiaries (referred to as “licensed Wahaha enterprises”) established by Party A or its affiliates following the signing of the licensing contract also have the right granted by one party to use the trademark. The “licensed Wahaha enterprises” involved in the amendment agreement refer to the nonjoint ventures.⁴³ According to related files, Wahaha maintains the ownership of the “Wahaha” trademark, while its nonjoint ventures have the right to use the trademark.⁴⁴ The Wahaha brand is among the most famous in China. It ranked No. 16 among domestic brands and is worth US\$2.2 billion, according to a recent report by Shanghai research firm Hurun Report. Wahaha doesn't publicly disclose financial figures.⁴⁵

Ventures and Acquisitions

Several years ago, as Wahaha sought to expand its market, Wahaha suggested adding online new production lines by increasing investment, while Danone requested Wahaha outsource to product processing suppliers for its joint ventures. Wahaha saw the shortcomings in using product processing suppliers, so it set up nonjoint ventures to meet production needs. Wahaha believed that the existence and operation of the nonjoint ventures did not adversely affect the interest of Danone.⁴⁶

During the 11 years that followed 1996, Danone invested less than RMB1.4 billion in Wahaha's joint ventures but received a profit of RMB3.554 billion as of 2007. On the other hand, Danone acquired several strong

competitors of Wahaha including Robust, Huiyuan, and Shanghai Maling Aquariust. Wahaha saw Robust as its biggest rival. Wahaha was disappointed that Danone failed to hold up its end of the bargain of “jointly exploring markets in and out of China” listed in the JV contract.⁴⁷

Through the influence of the Chinese and French governments, Danone and Wahaha reached a peaceful settlement in late 2007. However, Danone's proposal to sell its shares in the joint ventures to Wahaha for RMB50 billion (finally reduced to approximately RMB20 billion) was rejected by Wahaha.⁴⁸

After the negotiations were suspended, the two parties again turned to legal action. All the ruled cases, both in China and abroad, have ruled against Danone.⁴⁹

Conflict Resolution

In late September 2009, France's Groupe Danone SA agreed to accept a cash settlement to relinquish claims to the name Wahaha. In a joint statement issued September 30, 2009, Danone announced a settlement with China's Hangzhou Wahaha Group Co. by saying its 51 percent share in joint ventures that make soft drinks and related products will be sold to the businesses' Chinese partners. “The completion of this settlement will put an end to all legal proceedings related to the disputes between the two parties,” the statement said.⁵⁰

The feud over control of the Wahaha empire offered a glimpse into the breakup of a major Asian–foreign joint venture. Danone's strategy to publicly confront its partner and Wahaha's strategy to respond with its own accusations marked a break with prevailing business practice in China, where problems have usually been settled with face-saving, private negotiations.⁵¹

Analysts said the case served to reinforce how difficult it is to operate a partnership in China. “That's a key lesson: To build a [brand] business in China you need to build from the ground up,” said Jonathan Chajet, China

managing director for consultancy Interbrand.⁵² Foreign firms such as Procter & Gamble, Starbucks, and General Motors have operated wholly or in part through joint ventures in China. But executives involved say the expectations of foreign and local parties can conflict in a JV; for instance, when an international company is striving for efficiencies and profits that match its global goals while the local partner—sometimes an arm of the Chinese government—strives to maximize employment or improve technology. At other times, partners have stolen corporate secrets or cheated and otherwise sabotaged a venture, while legal avenues have had little effect on disputes over operations.⁵³

Danone, which reported the Wahaha business generated about 10 percent of its global revenue in 2006 but has since adjusted how it accounted for Wahaha, said it expects no impact on its income statement from the settlement. In China, it will be left with a much smaller footprint and is essentially starting over.⁵⁴ Danone's CEO Franck Riboud stated: “Danone has a long-standing commitment to China, where it has been present since 1987, and we are keen to accelerate the success of our Chinese activities.” China is Danone's fourth-largest market after France, Spain, and the U.S., contributing about €1bn, or 8 percent, of Danone's revenues.⁵⁵

Lessons Learned⁵⁶

What can potential foreign investors learn from this dispute? Although JVs in China can be quite difficult, with proper planning and management, they can be successful. In the case of the Wahaha–Danone JV, many basic rules of JV operations in China were violated, virtually guaranteeing the JVs destruction. According to Steve Dickinson, lawyer at Harris Moure PLC, the primary rules violated are as follows:⁵⁷

1. Don't use technical legal techniques to assert or gain control in a JV.

2. Do not expect that a 51 percent ownership interest in a JV will necessarily provide effective control.
3. Do not proceed with a JV formed on a weak or uncertain legal basis.
4. The foreign party must actively supervise or participate in the day-to-day management of the JV.

Questions for Review

1. When and how did Danone expand into the Chinese market? What problems did Danone Group encounter while operating in China?
2. How was the Danone and Wahaha JV formed? What was its structure? Why did Danone decide to form a joint venture rather than establish a 100 percent-owned subsidiary?
3. What was the problem of the Danone-Wahaha joint venture that triggered the conflict between the companies? What were the differences in Danone's and Wahaha's understanding of their own respective roles and responsibilities in this venture? What aspects of national and organizational culture affected this perspective?
4. Was Danone successful in proving its claims in court? How was the conflict between the two companies resolved? What were the key lessons for Danone about doing business in China?
5. Did Danone follow the advice regarding JVs in China mentioned in the list just above? Which aspects did it follow and which did it not?

Prepared by Tetyana Azarova of Villanova University under the supervision of Professor Jonathan Doh as the basis for class discussion.

ENDNOTES

1. Patti Waldmeir and Sundeep Tucker, “Danone to Quit Joint Venture with Wahaha French Group to Focus on Expanding Own Units in China,” *Financial Times*, September 30, 2009, <https://www.ft.com/content/849e7eda-ad87-11de-bb8a-00144feabdc0>.
2. Wahaha Group, “Danone Encounters Continuous Frustration in China and a Murky Future Due to Unsuccessful Litigations,” press release, *PR Newswire*, September 9, 2008, <https://www.prnewswire.co.uk/news-releases/danone-encounters-continuous-frustration-in-china-and-a-murky-future-due-to-unsuccessful-litigations-152564955.html>.
3. “Our Heritage,” Danone, <https://corporate.danone.co.uk/en/discover/mission-in-action/our-heritage>.
4. Ibid.
5. Ibid.
6. Bill Bruce, “Danone Celebrates Its 90th Birthday,” April 14, 2009, <https://www.foodbev.com/news/danone-celebrates-its-90th-birthday>.
7. Ibid.
8. Danone, *2018 Annual Report*, February 2019.
9. “Our Brands,” Danone, <https://www.danone.com/brands.html>.
10. “External Evaluations,” Danone, 2019, <https://www.danone.com/about-danone/at-a-glance/external-recognition.html>.

11. “Rankings,” Interbrand, <http://interbrand.com/best-brands/best-global-brands/2018/ranking>.
12. “Water by the Numbers,” Danone, 2019, <https://www.danone.com/brands/waters/strategy-and-key-figures.html>.
13. Danone 2008 Annual Report: *Economic and Social Report*.
14. Danone, *2018 Annual Report*, February 2019.
15. Ibid.
16. Shangguan Zhoudong, “Danone's Quick Expansion in China,” *China Daily*, June 15, 2007, http://www.chinadaily.com.cn/bizchina/2007-06/15/content_895462.htm.
17. Danone, Exhaustive 2018 Environmental Data, February 2019.
18. T. C. Melewar, E. Badal, and J. Small, “Danone Branding Strategy in China,” *Brand Management* 13, no. 6 (July 2006): 407–17.
19. “Danone Encounters Continuous Frustration in China.”
20. Ibid.
21. Vivian Wai-yin Kwok, “A Pyrrhic Victory for Danone in China,” *Forbes*, August 6, 2007, https://www.forbes.com/2007/06/08/wahaha-danone-zong-markets-equity-cx_vk_0608markets2.html.
22. Wahaha, <http://en.wahaha.com.cn/aboutus/index.htm>.
23. Ibid.
24. Ibid.
25. Ibid.
26. Ibid.

27. Ibid.
28. Steven M. Dickinson, "Danone v. Wahaha," *China Economic Review*, September 1, 2007, www.chinaeconomicreview.com/node/24126.
29. Dickinson, "Views You Can Use."
30. Dickinson, "Danone v. Wahaha."
31. Ibid.
32. Ibid.
33. Ibid.
34. Ibid.
35. Ibid.
36. Baoxiu Ye, "Wahaha Reviews 21:0 Whitewash against Danone," *PR Newswire*, April 13, 2009, <http://www.journalist-association.eu/archive/news.php?newsid=19477>.
37. Ibid.
38. Ibid.
39. Ibid.
40. Ibid.
41. Ibid.
42. Ibid.
43. Ibid.
44. Ibid.
45. Ibid.

46. Ibid.
47. Ibid.
48. Ibid.
49. Ibid.
50. James T. Areddy, “Danone Pulls Out of Disputed China Venture,” *Wall Street Journal*, October 2009.
51. Ibid.
52. Ibid.
53. Ibid.
54. Ibid.
55. Patti Waldmeir and Sundeep Tucker. “Danone to Quit Joint Venture with Wahaha.” *Financial Times*, September 30, 2009.
56. Dickinson, “Danone v. Wahaha.”
57. Ibid.

In-Depth Integrative Case 2.1a

Euro Disneyland

On January 18, 1993, Euro Disneyland chair Robert Fitzpatrick announced he would leave that post on April 12 to begin his own consulting company. Quitting his position exactly one year after the grand opening of Euro Disneyland, Fitzpatrick with his resignation removed U.S. management from the helm of the French theme park and resort.

Fitzpatrick's position was taken by a Frenchman, Philippe Bourguignon, who had been Euro Disneyland's senior vice president for real estate. Bourguignon, 45 years old, faced a net loss of FFr 188 million for Euro Disneyland's fiscal year, which ended September 1992. Also, between April and September 1992, only 29 percent of the park's total visitors were French. Expectations were that closer to half of all visitors would be French.

It was hoped that the promotion of Philippe Bourguignon would have a public relations benefit for Euro Disneyland—a project that had been a publicist's nightmare from the beginning. One of the low points was at a news conference prior to the park's opening when protesters pelted Michael Eisner, CEO of the Walt Disney Company, with rotten eggs. Within the first year of operation, Disney had to compromise its “squeaky clean” image and lift the alcohol ban at the park. Wine is now served at all major restaurants.

Euro Disneyland, 49 percent owned by Walt Disney Company, Burbank, California, originally forecasted 11 million visitors in the first year of operation. In January 1993 it appeared attendance would be closer to 10 million. In response, management temporarily slashed prices at the park for local residents to FFr 150 (\$27.27) from FFr 225 (\$40.91) for adults and to FFr 100 from FFr 150 for children in order to lure more French during the slow, wet winter months. The company also reduced prices at its restaurants and hotels, which registered occupancy rates of just 37 percent.

Bourguignon also faced other problems, such as the second phase of development at Euro Disneyland, which was expected to start in September 1993. It was unclear how the company planned to finance its FFr 8–10 billion cost. The company had steadily drained its cash reserves (FFr 1.9 billion in May 1993) while piling up debt (FFr 21 billion in May 1993). Euro Disneyland admitted that it and the Walt Disney Company were “exploring potential sources of financing for Euro Disneyland.” The company was also talking to banks about restructuring its debts.

Despite the frustrations, Eisner was tirelessly upbeat about the project. “Instant hits are things that go away quickly, and things that grow slowly and are part of the culture are what we look for,” he said. “What we created in France is the biggest private investment in a foreign country by an American company ever. And it's gonna pay off.”

In the Beginning

Disney's story is the classic American rags-to-riches story, which started in a small Kansas City advertising office where Mickey was a real mouse prowling the unknown Walt Disney floor. Originally, Mickey was named Mortimer, until a dissenting Mrs. Disney stepped in. How close Mickey was to Walt Disney is evidenced by the fact that when filming, Disney himself dubbed the mouse's voice. Only in later films did Mickey get a different voice. Disney made many sacrifices to promote his hero-mascot, including selling his first car, a beloved Moon Cabriolet, and humiliating himself in front of Louis B. Mayer. “Get that mouse off the screen!” was the movie mogul's reported response to the cartoon character. Then, in 1955, Disney had the brainstorm of sending his movie characters out into the “real” world to mix with their fans, and he battled skeptics to build the very first Disneyland in Anaheim, California.

When Disney died in 1966, the company went into virtual suspended animation. Its last big hit of that era was 1969's *The Love Bug*, about a Volkswagen named Herbie. Today, Disney executives trace the problem to a tyrannical CEO named E. Cardon Walker, who ruled the company from 1976 to 1983, and to his successor, Ronald W. Miller. Walker was quick to ridicule underlings in public and impervious to any point of view but his own. He made decisions according to what he thought Walt would have done. Executives clinched arguments by quoting Walt like the Scriptures or Marx, and the company eventually supplied a little book of the founder's sayings.

Making the wholesome family movies Walt would have wanted formed a key article of Walker's creed. For example, a poster advertising the unremarkable Condorman featured actress Barbara Carrera in a slit skirt. Walker had the slit painted over. With this as the context, studio producers ground out a thin stream of tired, formulaic movies that fewer and fewer customers would pay to see. In mid-1983, a similar low-horsepower approach to television production led to CBS's cancellation of the hour-long program *The Wonderful World of Disney*, leaving the company without a regular network show for the first time in 29 years. Like a reclusive hermit, the company lost touch with the contemporary world.

Ron Miller's brief reign was by contrast a model of decentralization and delegation. Many attributed Miller's ascent to his marrying the boss's ^{Page 258} daughter rather than to any special gift. To shore Miller up, the board installed Raymond L. Watson, former head of the Irvine Co., as part-time chair. He quickly became full time.

Miller sensed the studio needed rejuvenation, and he managed to produce the hit film *Splash*, featuring an apparently (but not actually) bare-breasted mermaid, under the newly devised Touchstone label. However, the reluctance of freelance Hollywood talent to accommodate Disney's narrow range and stingy compensation often kept his sound instincts from bearing fruit. "Card [Cardon Walker] would listen but not hear," said a former executive. "Ron [Ron Miller] would listen but not act."

Too many box office bombs contributed to a steady erosion of profit. Profits of \$135 million on revenues of \$915 million in 1980 dwindled to \$93 million on revenues of \$1.3 billion in 1983. More alarmingly, revenues from the company's theme parks, about three-quarters of the company's total revenues, were showing signs of leveling off. Disney's stock slid from \$84.375 a share to \$48.75 between April 1983 and February 1984.

Through these years, Roy Disney Jr. simmered while he watched the downfall of the national institution that his uncle, Walt, and his father, Roy Disney Sr., had built. He had long argued that the company's constituent parts all worked together to enhance each other. If movie and television production weren't revitalized, not only would that source of revenue disappear, but the company and its activities would also grow dim in the public eye. At the same time, the stream of new ideas and characters that kept people pouring into the parks and buying toys, books, and records would dry up. Now his dire predictions were coming true. His own personal shareholding had already dropped from \$96 million to \$54 million. Walker's treatment of Ron Miller as the shining heir apparent and Roy Disney as the idiot nephew helped drive Roy to quit as Disney vice president in 1977 and to set up Shamrock Holdings, a broadcasting and investment company.

In 1984, Roy teamed up with Stanley Gold, a tough-talking lawyer and a brilliant strategist. Gold saw that the falling stock price was bound to flush out a raider and afford Roy Disney a chance to restore the company's fortunes. They asked Frank Wells, vice chair of Warner Bros., if he would take a top job in the company in the event they offered it. Wells, a lawyer and a Rhodes scholar, said yes. With that, Roy knew that what he would hear in Disney's boardroom would limit his freedom to trade in its stock, so he quit the board on March 9, 1984. "I knew that would hang a 'For Sale' sign over the company," said Gold.

By resigning, Roy pushed over the first of a train of dominoes that ultimately led to the result he most desired. The company was raided, almost dismantled, greenmailed, raided again, and sued left and right. But it miraculously emerged with a skilled new top management with big plans for a bright future. Roy Disney proposed Michael Eisner as the CEO, but the board came close to rejecting Eisner in favor of an older, more buttoned-down candidate. Gold stepped in and made an impassioned speech to the directors.

“You see guys like Eisner as a little crazy ... but every studio in this country has been run by crazies. What do you think Walt Disney was? The guy was off the goddamned wall. This is a creative institution. It needs to be run by crazies again.”

Meanwhile Eisner and Wells staged an all-out lobbying campaign, calling on every board member except two, who were abroad, to explain their views about the company's future. “What was most important,” said Eisner, “was that they saw I did not come in a tutu, and that I was a serious person, and I understood a P&L, and I knew the investment analysts, and I read *Fortune*.”

In September 1984, Michael Eisner was appointed CEO and Frank Wells became president. Jeffrey Katzenberg, the 33-year-old, maniacal production chief, followed Fisher from Paramount Pictures. He took over Disney's movie and television studios. “The key,” said Eisner, “is to start off with a great idea.”

Disneyland in Anaheim, California

For a long time, Walt Disney had been concerned about the lack of family-type entertainment available for his two daughters. The amusement parks he saw around him were mostly filthy traveling carnivals. They were often unsafe and allowed unruly conduct on the premises. Disney envisioned a place where people from all over the world would be able to go for clean and safe fun. His dream came true on July 17, 1955, when the gates first opened at Disneyland in Anaheim, California.

Disneyland strives to generate the perfect fantasy. But magic does not simply happen. The place is a marvel of modern technology. Literally dozens of computers, huge banks of tape machines, film projectors, and electronic controls lie behind the walls, beneath the floors, and above the ceilings of dozens of rides and attractions. The philosophy is that “Disneyland is the

world's biggest stage, and the audience is right here on the stage,” said Dick Hollinger, chief industrial engineer at Disneyland. “It takes a tremendous amount of work to keep the stage clean and working properly.”

Cleanliness is a primary concern. Before the park opens at 8 a.m., the cleaning crew will have mopped, hosed, and dried every sidewalk, street, floor, and counter. More than 350 of the park's 7,400 employees come on duty at 1 a.m. to begin the daily cleanup routine. The thousands of feet that walk through the park each day and chewing gum do not mix; gum has always presented major cleanup problems. The park's janitors found long ago that fire hoses with 90 pounds of water pressure would not do the job. Now they use steam machines, razor scrapers, and mops towed by Cushman scooters to literally scour the streets and sidewalks daily.

It takes one person working a full eight-hour shift to polish the brass on the Fantasyland merry-go-round. The scrupulously manicured plantings throughout the park are treated with growth-retarding hormones to keep the trees and bushes from spreading beyond their assigned spaces and destroying the carefully maintained five-eighths scale modeling that is utilized in the park. The maintenance supervisor of the Matterhorn bobsled ride personally walks every foot of track and inspects every link of tow chain every night, thus trusting his or her own eyes more than the \$2 million in safety equipment that is built into the ride.

Eisner himself pays obsessive attention to detail. Walking Page 259 through Disneyland one Sunday afternoon, he peered at the plastic leaves on the Swiss Family Robinson tree house, noting that they periodically wear out and need to be replaced leaf by leaf at a cost of \$500,000. As his family strolled through the park, he and his eldest son Breck stooped to pick up the rare piece of litter that the cleanup crew had somehow missed. This old-fashioned dedication has paid off. Since opening day in 1955, Disneyland has

been a consistent moneymaker. [Figure 1](#) provides a timeline of the Disney theme parks.

Figure 1 How the Theme Parks Grew

1955	Disneyland
1966	Walt Disney's death
1971	Walt Disney World in Orlando
1982	Epcot Center
1983	Tokyo Disneyland
1992	Euro Disneyland

Source: Koepp, Stephen. Do You Believe in Magic? *Time*, April 25, 1988, 66–73.

Disney World in Orlando, Florida

By the time Eisner arrived, Disney World in Orlando was already on its way to becoming what it is today—the most popular vacation destination in the United States. But the company had neglected a rich niche in its business: hotels. Disney's three existing hotels, probably the most profitable in the United States, registered unheard-of occupancy rates of 92 percent to 96 percent versus 66 percent for the industry. Eisner promptly embarked on an ambitious \$1 billion hotel expansion plan. Two major hotels, Disney's Grand Floridian Beach Resort and Disney's Caribbean Beach Resort, were opened during 1987–89. Disney's Yacht Club and Beach Resort along with the Dolphin and Swan Hotels, owned and operated by Tishman Realty & Construction, Metropolitan Life Insurance, and Aoki Corporation, opened during 1989–90. Adding 3,400 hotel rooms and 250,000 square feet of convention space made it the largest convention center east of the Mississippi.

In October 1982, Disney made a new addition to the theme park—the Experimental Prototype Community of Tomorrow, or EPCOT Center. E. Cardon Walker, then president of the company, announced that EPCOT would

be a “permanent showcase, industrial park, and experimental housing center.” This new park consists of two large complexes: Future World, a series of pavilions designed to show the technological advances of the next 25 years, and World Showcase, a collection of foreign “villages.”

Tokyo Disneyland

It was Tokyo's nastiest winter day in four years. Arctic winds and 8 inches of snow lashed the city. Roads were clogged and trains slowed down. But the bad weather didn't keep 13,200 hardy souls from Tokyo Disneyland. Mikki Maus, better known outside Japan as Mickey Mouse, had taken the country by storm.

Located on a fringe of reclaimed shoreline in Urayasu City on the outskirts of Tokyo, the park opened to the public on April 15, 1983. In less than one year, over 10 million people had passed through its gates, an attendance figure that has been bettered every single year. On August 13, 1983, 93,000 people helped set a one-day attendance record that easily eclipsed the old records established at the two parent U.S. parks. Four years later, records again toppled as the turnstiles clicked. The total this time: 111,500. By 1988, approximately 50 million people, or nearly half of Japan's population, had visited Tokyo Disneyland since its opening. The steady cash flow pushed revenues for fiscal year 1989 to \$768 million, up 17 percent from 1988. [Figure 2](#) provides a brief summary of Disney's financial situation at the end of 1989.

Figure 2 Investor's Snapshot: The Walt Disney Company (December 1989)

Sales (latest four \$4.6 billion
quarters)

Change from year Up 33.6%
earlier

Net profit \$703.3 million

Change	Up 34.7%
<i>Return on common stockholders' equity</i>	23.4%
Five-year average	20.3%
<i>Stock price average</i> (last 12 months)	\$60.50–\$136.25
<i>Recent share price</i>	\$122.75
<i>Price/earnings multiple</i>	27
<i>Total return to investor</i> (12 months to 11/3/89)	90.6%

Source: *Fortune*, December 4, 1989.

The 204-acre Tokyo Disneyland is owned and operated by Oriental Land under license from the Walt Disney Co. The 45-year contract gives Disney 10 percent of admissions and 5 percent of food and merchandise sales, plus licensing fees. Disney opted to take no equity in the project and put no money down for construction. “I never had the slightest doubt about the success of Disneyland in Japan,” said Masatomo Takahashi, president of Oriental Land Company. Oriental Land was so confident of the success of Disney in Japan that it financed the park entirely with debt, borrowing ¥180 billion (\$1.5 billion at February 1988 exchange rates). Takahashi added, “The debt means nothing to me,” and with good reason. According to Fusahao Awata, who co-authored a book on Tokyo Disneyland: “The Japanese yearn for [American culture].”

Soon after Tokyo Disneyland opened in April 1983, five Shinto priests held a solemn dedication ceremony near Cinderella's castle. It is the only overtly Japanese ritual seen so far in this sprawling theme park. What visitors see is pure Americana. All signs are in English, with only small katakana (a phonetic Japanese alphabet) translations. Most of the food is American style, and the attractions are cloned from Disney's U.S. parks. Disney also held firm on two fundamentals that strike the Japanese as strange—no alcohol is allowed and no food may be brought in from outside the park.

However, in Disney's enthusiasm to make Tokyo a brick-by-brick copy of Anaheim's Magic Kingdom, there were a few glitches. On opening day, the Tokyo park discovered that almost 100 public telephones were placed too high for Japanese guests to reach them comfortably. And many hungry customers found countertops above their reach at the park's snack stands.

“Everything we imported that worked in the United States works here,” said Ronald D. Pogue, managing director of Walt Disney Attractions Japan Ltd. “American things like McDonald's hamburgers and Kentucky Fried Chicken are popular here with young people. We also wanted visitors from Japan and Southeast Asia to feel they were getting the real thing,” said Toshiharu Akiba, a staff member of the Oriental Land publicity department.

Still, local sensibilities dictated a few changes. A Japanese restaurant was added to please older patrons. The Nautilus submarine is missing. More areas are covered to protect against rain and snow. Lines for attractions had to be redesigned so that people walking through the park did not cross in front of patrons waiting to ride an attraction. “It's very discourteous in Japan to have people cross in front of somebody else,” explained James B. Cora, managing director of operations for the Tokyo project. The biggest differences between Japan and America have come in slogans and ad copy. Although English is often used, it's “Japanized” English—the sort that would have native speakers

shaking their heads while the Japanese nod happily in recognition. “Let’s Spring” was the motto for one of their highly successful ad campaigns.

Pogue, visiting frequently from his base in California, supervised seven resident American Disney managers who work side by side with Japanese counterparts from Oriental Land Co. to keep the park in tune with the Disney doctrine. American it may be, but Tokyo Disneyland appeals to such deep-seated Japanese passions as cleanliness, order, outstanding service, and technological wizardry. Japanese executives are impressed by Disney’s detailed training manuals, which teach employees how to make visitors feel like VIPs. Most worth emulating, say the Japanese, is Disney’s ability to make even the lowliest job seem glamorous. “They have changed the image of dirty work,” said Hakuhodo Institute’s Sekizawa.

Disney Company did encounter a few unique cultural problems when developing Tokyo Disneyland:

The problem: how to dispose of some 250 tons of trash that would be generated weekly by Tokyo Disneyland visitors? *The standard Disney solution:* trash compactors. *The Japanese proposal:* pigs to eat the trash and be slaughtered and sold at a profit.

James B. Cora and his team of some 150 operations experts did a little calculating and pointed out that it would take 100,000 pigs to do the job. And then there would be the smell ...

The Japanese relented.

The Japanese were also uneasy about a rustic-looking Westernland, Tokyo’s version of Frontierland. “The Japanese like everything fresh and new when they put it in,” said Cora. “They kept painting the wood and we kept saying, ‘No, it’s got to look old.’” Finally the Disney crew took the Japanese to Anaheim to give them a firsthand look at the Old West.

Tokyo Disneyland opened just as the yen escalated in value against the dollar, and the income level of the Japanese registered a phenomenal improvement. During this era of affluence, Tokyo Disneyland triggered an

interest in leisure. Its great success spurred the construction of “leisurelands” throughout the country. This created an increase in the Japanese people's orientation toward leisure. But demographics are the real key to Tokyo Disneyland's success. Thirty million Japanese live within 30 miles of the park. There are three times more than the number of people in the same proximity to Anaheim's Disneyland. With the park proven such an unqualified hit, and nearing capacity, Oriental Land and Disney mapped out plans for a version of the Disney-MGM studio tour next door. This time, Disney talked about taking a 50 percent stake in the project.

Building Euro Disneyland

On March 24, 1987, Michael Eisner and Jacques Chirac, the French prime minister, signed a contract for the building of a Disney theme park at Marne-la-Vallee. Talks between Disney and the French government had dragged on for more than a year. At the signing, Robert Fitzpatrick, fluent in French, married to the former Sylvie Blondet, and the recipient of two awards from the French government, was introduced as the president of Euro Disneyland. He was expected to be a key player in wooing support from the French establishment for the theme park. As one analyst put it, Disney selected him to set up the park because he is “more French than the French.”

Disney had been courted extensively by Spain and France. The prime ministers of both countries ordered their governments to lend Disney a hand in its quest for a site. France set up a five-person team headed by Special Advisor to Foreign Trade and Tourism Minister Edith Cresson, and Spain's negotiators included Ignacio Vasallo, Director-General for the Page 261 Promotion of Tourism. Disney pummeled both governments with requests for detailed information. “The only thing they haven't asked us for is the color of the tourists' eyes,” moaned Vasallo.

The governments tried other enticements too. Spain offered tax and labor incentives and possibly as much as 20,000 acres of land. The French package, although less generous, included spending of \$53 million to improve highway access to the proposed site and perhaps speeding up a \$75 million subway project. For a long time, all that smiling Disney officials would say was that Spain had better weather while France had a better population base.

Officials explained that they picked France over Spain because Marne-la-Vallee is advantageously close to one of the world's tourism capitals, while also being situated within a day's drive or train ride of some 30 million people in France, Belgium, England, and Germany. Another advantage mentioned was the availability of good transportation. A train line that serves as part of the Paris Metro subway system ran to Torcy, in the center of Marne-la-Vallee, and the French government promised to extend the line to the actual site of the park. The park would also be served by A-4, a modern highway that runs from Paris to the German border, as well as a freeway that runs to Charles de Gaulle airport.

Once a letter of intent had been signed, sensing that the French government was keen to not let the plan fail, Disney held out for one concession after another. For example, Disney negotiated for VAT (value-added tax) on ticket sales to be cut from a normal 18.6 percent to 7 percent. A quarter of the investment in building the park would come from subsidized loans. Additionally, any disputes arising from the contract would be settled not in French courts but by a special international panel of arbitrators. But Disney did have to agree to a clause in the contract that would require it to respect and utilize French culture in its themes.

The park was built on 4,460 acres of farmland in Marnela-Vallee, a rural corner of France 20 miles east of Paris known mostly for sugar beets and Brie cheese. Opening was planned for early 1992, and planners hoped to attract some 10 million visitors a year. Approximately \$2.5 billion was needed to

build the park, making it the largest single foreign investment ever in France. A French “pivot” company was formed to build the park with starting capital of FFr 3 billion, split 60 percent French and 40 percent foreign, with Disney taking 16.67 percent. Euro Disneyland was expected to bring \$600 million in foreign investment into France each year.

As soon as the contract had been signed, individuals and businesses began scurrying to somehow plug into the Mickey Mouse money machine—all were hoping to benefit from the American dream without leaving France. In fact, one Paris daily, *Liberation*, actually sprouted mouse ears over its front-page flag.

The \$1.5 to \$2 billion first-phase investment would involve an amusement complex including hotels and restaurants, golf courses, and an aquatic park in addition to a European version of the Magic Kingdom. The second phase, scheduled to start after the gates opened in 1992, called for the construction of a community around the park, including a sports complex, technology park, conference center, theater, shopping mall, university campus, villas, and condominiums. No price tag had been put on the second phase, although it was expected to rival, if not surpass, the first-phase investment. In November 1989, Fitzpatrick announced that the Disney–MGM Studios, Europe, would also open at Euro Disneyland in 1996, resembling the enormously successful Disney–MGM Studios theme park at Disney World in Orlando. The new studios would greatly enhance the Walt Disney Company's strategy of increasing its production of live action and animated filmed entertainment in Europe for both the European and world markets.

“The phone's been ringing here ever since the announcement,” said Marc Berthod of EpaMarne, the government body that oversees the Marne-la-Vallee region. “We've gotten calls from big companies as well as small—everything from hotel chains to language interpreters all asking for details on Euro

Disneyland. And the individual mayors of the villages around here have been swamped with calls from people looking for jobs,” he added.

Euro Disneyland was expected to generate up to 28,000 jobs, providing a measure of relief for an area that had suffered a 10 percent-plus unemployment rate for the previous year. It was also expected to light a fire under France's construction industry, which had been particularly hard hit by France's economic problems over the previous year. Moreover, Euro Disneyland was expected to attract many other investors to the depressed outskirts of Paris. International Business Machines (IBM) and Banque National de Paris were among those already building in the area. In addition one of the new buildings going up was a factory that would employ 400 outside workers to wash the 50 tons of laundry expected to be generated per day by Euro Disneyland's 14,000 employees.

The impact of Euro Disneyland was also felt in the real estate market. “Everyone who owns land around here is holding on to it for the time being, at least until they know what's going to happen,” said Danny Theveno, a spokesperson for the town of Villiers on the western edge of Marne-la-Vallee. Disney expected 11 million visitors in the first year. The break-even point was estimated to be between 7 and 8 million. One worry was that Euro Disneyland would cannibalize the flow of European visitors to Walt Disney World in Florida, but European travel agents said that their customers were still eagerly signing up for Florida, lured by the cheap dollar and the promise of sunshine.

Protests of Cultural Imperialism

Disney faced French communists and intellectuals who protested the building of Euro Disneyland. Ariane Mnouchkine, a theater director, described it as a “cultural Chernobyl.” “I wish with all my heart that the rebels would Page 262 set fire to Disneyland,” thundered a French intellectual in the newspaper *La Figaro*. “Mickey Mouse,” sniffed another, “is stifling

individualism and transforming children into consumers.” The theme park was damned as an example of American “neoprovincialism.”

Farmers in the Marne-la-Vallee region posted protest signs along the roadside featuring a mean-looking Mickey Mouse and touting sentiments such as “Disney go home,” “Stop the massacre,” and “Don't gnaw away our national wealth.” Farmers were upset partly because under the terms of the contract, the French government would expropriate the necessary land and sell it without profit to the Euro Disneyland development company.

While local officials were sympathetic to the farmers' position, they were unwilling to let their predicament interfere with what some called “the deal of the century.” “For many years these farmers have had the fortune to cultivate what is considered some of the richest land in France,” said Berthod. “Now they'll have to find another occupation.”

Also less than enchanted about the prospect of a magic kingdom rising among its midst was the communist-dominated labor federation, the Confédération Générale du Travail (CGT). Despite the job-creating potential of Euro Disney, the CGT doubted its members would benefit. The union had been fighting hard to stop the passage of a bill that would give managers the right to establish flexible hours for their workers. Flexible hours were believed to be a prerequisite to the profitable operation of Euro Disneyland, especially considering seasonal variations.

However, Disney proved to be relatively immune to the anti-U.S. virus. In early 1985, one of the three state-owned television networks signed a contract to broadcast two hours of dubbed Disney programming every Saturday evening. Soon after, *Disney Channel* became one of the top-rated programs in France.

In 1987, the company launched an aggressive community relations program to calm the fears of politicians, farmers, villagers, and even bankers that the project would bring traffic congestion, noise, pollution, and other

problems to their countryside. Such a public relations program was a rarity in France, where businesses make little effort to establish good relations with local residents. Disney invited 400 local children to a birthday party for Mickey Mouse, sent Mickey to area hospitals, and hosted free trips to Disney World in Florida for dozens of local officials and children.

“They're experts at seduction, and they don't hide the fact that they're trying to seduce you,” said Vincent Guardiola, an official with Banque Indosuez, one of the 17 banks wined and dined at Orlando and subsequently one of the venture's financial participants. “The French aren't used to this kind of public relations—it was unbelievable.” Observers said that the goodwill efforts helped dissipate initial objections to the project.

Financial Structuring at Euro Disneyland

Eisner was so keen on Euro Disneyland that Disney kept a 49 percent stake in the project, while the remaining 51 percent of stock was distributed through the London, Paris, and Brussels stock exchanges. Half the stock under the offer was going to the French, 25 percent to the English, and the remainder distributed in the rest of the European community. The initial offer price of FFr 72 was considerably higher than the pathfinder prospectus estimate because the capacity of the park had been slightly extended. Scarcity of stock was likely to push up the price, which was expected to reach FFr 166 by opening day in 1992. This would give a compound return of 21 percent.

Walt Disney Company maintained management control of the company. The U.S. company put up \$160 million of its own capital to fund the project, an investment that soared in value to \$2.4 billion after the popular stock offering in Europe. French national and local authorities, by comparison, were providing about \$800 million in low-interest loans and poured at least that much again into infrastructure.

Other sources of funding were the park's 12 corporate sponsors, and Disney would pay them back in kind. The “autopolis” ride, where kids ride cars, features coupes emblazoned with the “Hot Wheels” logo. Mattel Inc., sponsor of the ride, was grateful for the boost to one of its biggest toy lines.

The real payoff would begin once the park opened. The Walt Disney Company would receive 10 percent of admission fees and 5 percent of food and merchandise revenue, the same arrangement as in Japan. But in France, it would also receive management fees, incentive fees, and 49 percent of the profits.

A Salomon Brothers analyst estimated that the park would pull in 3 to 4 million more visitors than the 11 million the company expected in the first year. Other Wall Street analysts cautioned that stock prices of both Walt Disney Company and Euro Disney already contained all the Euro optimism they could absorb. “Europeans visit Disney World in Florida as part of an ‘American experience,’” said Patrick P. Roper, marketing director of Alton Towers, a successful British theme park near Manchester. He doubted they would seek the suburbs of Paris as eagerly as America and predicted attendance would trail Disney projections. [Figure 3](#) summarizes the history and major milestones of Euro Disneyland.

Figure 3 Chronology of the Euro Disneyland Deal

1984–85	Disney negotiates with Spain and France to create a European theme park. Chooses France as the site.
1987	Disney signs letter of intent with the French government.
1988	Selects lead commercial bank lenders for the senior portion of the project. Forms the Société en Nom Collectif (SNC). Begins planning for the equity offering of 51% of Euro Disneyland as required in the letter of intent.
1989	European press and stock analysts visit Walt Disney

World in Orlando. Begin extensive news and television campaign. Stock starts trading at 20–25 percent premium from the issue price.

Source: Willigan, Geraldine E. "The Value-Adding CFO: An Interview with Disney's Gary Wilson." *Harvard Business Review* (January–February 1990).

The Layout of Euro Disneyland

Page 263

Euro Disneyland is determinedly American in its theme. There was an alcohol ban in the park despite the attitude among the French that wine with a meal is a God-given right. Designers presented a plan for a Main Street USA based on scenes of America in the 1920s because research indicated that Europeans loved the Prohibition era. Eisner decreed that images of gangsters and speakeasies were too negative. Though made more ornate and Victorian than Walt Disney's idealized Midwestern small town, Main Street remained Main Street. Steamships leave from Main Street through the Grand Canyon Diorama en route to Frontierland.

The familiar Disney Tomorrowland, with its dated images of the space age, was jettisoned entirely. It was replaced by a gleaming brass and wood complex called Discoverland, which was based on themes of Jules Verne and Leonardo da Vinci. Eisner ordered \$8 or \$10 million in extras to the "Visionarium" exhibit, a 360-degree movie about French culture that was required by the French in their original contract. French and English are the official languages at the park, and multilingual guides are available to help Dutch, German, Spanish, and Italian visitors.

With the American Wild West being so frequently captured on film, Europeans have their own idea of what life was like back then. Frontierland reinforces those images. A runaway mine train takes guests through the canyons and mines of Gold Rush country. There is a paddle-wheel steamboat

reminiscent of Mark Twain, Indian explorer canoes, and a phantom manor from the Gold Rush days.

In Fantasyland, designers strived to avoid competing with the nearby European reality of actual medieval towns, cathedrals, and chateaux. While Disneyland's castle is based on Germany's Neuschwanstein and Disney World's is based on a Loire Valley chateau, Euro Disney's *Le Château de la Belle au Bois Dormant*, as the French insisted Sleeping Beauty be called, is more cartoonlike with stained glass windows built by English craftspeople and depicting Disney characters. Fanciful trees grow inside as well as a beanstalk.

The park is criss-crossed with covered walkways. Eisner personally ordered the installation of 35 fireplaces in hotels and restaurants. "People walk around Disney World in Florida with humidity and temperatures in the 90s and they walk into an air-conditioned ride and say, 'This is the greatest,'" said Eisner. "When it's raining and miserable, I hope they will walk into one of these lobbies with the fireplace going and say the same thing."

Children all over Europe were primed to consume. Even one of the intellectuals who contributed to *Le Figaro's* Disney-bashing broadsheet was forced to admit with resignation that his 10-year-old son "swears by Michael Jackson." At Euro Disneyland, under the name "Captain EO," Disney just so happened to have a Michael Jackson attraction awaiting him.

Food Service and Accommodations at Euro Disneyland

Disney expected to serve 15,000 to 17,000 meals per hour, excluding snacks. Menus and service systems were developed so that they varied in both style and price. There is a 400-seat buffeteria, 6 table service restaurants, 12 counter service units, 10 snack bars, 1 Discovery food court seating 850, 9 popcorn wagons, 15 ice-cream carts, 14 specialty food carts, and 2 employee cafeterias. Restaurants were, in fact, to be a showcase for American foods.

The only exception to this is Fantasyland, which recreates European fables. Here, food service will reflect the fable's country of origin: Pinocchio's facility having German food; Cinderella's, French; Bella Notte's, Italian; and so on.

Of course recipes were adapted for European tastes. Because many Europeans don't care much for very spicy food, Tex-Mex recipes were toned down. A special coffee blend had to be developed that would have universal appeal. Hot dog carts would reflect the regionalism of American tastes. There would be a ball park hot dog (mild, steamed, a mixture of beef and pork), a New York hot dog (all beef, and spicy), and a Chicago hot dog (Vienna-style, similar to bratwurst).

Euro Disneyland has six theme hotels, which would offer nearly 5,200 rooms on opening day; a campground (444 rental trailers and 181 camping sites); and single-family homes on the periphery of the 27-hole golf course. [Figure 4](#) provides an overview of the size, and main features of Euro Disneyland. [Figure 5](#) compares daily pass and accommodation prices of Euro Disneyland with Disney World Orlando.

Figure 4 The Euro Disneyland Resort

5,000 acres in size

30 attractions

12,000 employees

6 hotels (with 5,184 rooms)

10 theme restaurants

414 cabins

181 camping sites

Source: Cohen, Roger. "Threat of Strikes in Euro Disney Debut." *The New York Times*, April 10, 1992.

	Euro Disneyland	Disney World, Orlando
Peak Season Hotel Rates		
4-person room	\$97–\$345	\$104–\$455
Campground Space		
	\$48	\$30–\$49
One-Day Pass		
Children	\$26	\$26
Adults	\$40	\$33

BusinessWeek, March 30, 1992.

Figure 5 What Price Mickey?

Disney's Strict Appearance Code

Antoine Guervil stood at his post in front of the 1,000-room Cheyenne Hotel at Euro Disneyland, practicing his “Howdy!” When Guervil, a political refugee from Haiti, said the word, it sounded more like “Audi.” Native French speakers have trouble with the aspirated “h” sound in words like “hay” and “Hank” and “howdy.” Guervil had been given the job of wearing a cowboy costume and booming a happy, welcoming howdy to guests as they entered the Cheyenne, styled after a Western movie set.

“Audi,” said Guervil, the strain of linguistic effort showing on his face. This was clearly a struggle. Unless things got better, it was not hard to imagine objections from Renault, the French car company that was one of the corporate sponsors of the park. Picture the rage of a French auto executive arriving with his or her family at the Renault-sponsored Euro Disneyland, only to hear the doorman of a Disney hotel advertising a German car.

Such were the problems Disney faced while hiring some 12,000 ^{Page 264} people to maintain and populate its Euro Disneyland theme park. A handbook of detailed rules on acceptable clothing, hairstyles, and jewelry, among other things, embroiled the company in a legal and cultural dispute. Critics asked how the brash Americans could be so insensitive to French culture, individualism, and privacy. Disney officials insisted that a ruling that barred

them from imposing a squeaky-clean employment standard could threaten the image and long-term success of the park.

“For us, the appearance code has a real effect from a product identification standpoint,” said Thor Degelmann, vice president for human resources for Euro Disneyland. “Without it we wouldn't be presenting the Disney product that people would be expecting.”

The rules, spelled out in a video presentation and detailed in a guide handbook, went beyond height and weight standards. They required men's hair to be cut above the collar and ears with no beards or mustaches. Any tattoos must be covered. Women must keep their hair in one “natural color” with no frosting or streaking, and they may make only limited use of makeup like mascara. False eyelashes, eyeliners, and eye pencil were completely off limits. Fingernails can't pass the end of the fingers. As for jewelry, women can wear only one earring in each ear, with the earring's diameter no more than three-quarters of an inch. Neither men nor women can wear more than one ring on each hand. Further, women were required to wear appropriate undergarments and only transparent panty hose, not black or anything with fancy designs. Though a daily bath was not specified in the rules, the applicant's video depicted a shower scene and informed applicants that they were expected to show up for work “fresh and clean each day.” Similar rules are in force at Disney's three other theme parks in the United States and Japan.

In the United States, some labor unions representing Disney employees have occasionally protested the company's strict appearance code, but with little success. French labor unions began protesting when Disneyland opened its “casting center” and invited applicants to “play the role of [their lives]” and to take a “unique opportunity to marry work and magic.” The CGT handed out leaflets in front of the center to warn applicants of the appearance code, which they believed represented “an attack on individual liberty.” A more mainstream union, the Confédération Française Démocratique du Travail

(CFDT), appealed to the Labor Ministry to halt Disney's violation of "human dignity." French law prohibits employers from restricting individual and collective liberties unless the restrictions can be justified by the nature of the task to be accomplished and are proportional to that end.

Degelmann, however, said that the company was "well aware of the cultural differences" between the United States and France and as a result had "toned down" the wording in the original American version of the guidebook. He pointed out that many companies, particularly airlines, maintained appearance codes just as strict. "We happened to put ours in writing," he added. In any case, he said that he knew of no one who had refused to take the job because of the rules and that no more than 5 percent of the people showing up for interviews had decided not to proceed after watching the video, which also detailed transportation and salary.

Fitzpatrick also defended the dress code, although he conceded that Disney might have been a little naive in presenting things so directly. He added, "Only in France is there still a communist party. There is not even one in Russia any more. The ironic thing is that I could fill the park with CGT requests for tickets."

Another big challenge lay in getting the mostly French "cast members," as Disney calls its employees, to break their ancient cultural aversions to smiling and being consistently polite to park guests. The individualistic French had to be molded into the squeaky-clean Disney image. Rival theme parks in the area, loosely modeled on the Disney system, had already encountered trouble keeping smiles on the faces of the staff, who sometimes took on the demeanor of subway ticket clerks.

The delicate matter of hiring French citizens as opposed to other nationals was examined in the more than two-year-long preagreement negotiations between the French government and Disney. The final agreement called for Disney to make a maximum effort to tap into the local labor market.

At the same time, it was understood that for Euro Disneyland to work, its staff must mirror the multicountry makeup of its guests. “Casting centers” were set up in Paris, London, Amsterdam, and Frankfurt. “We are concentrating on the local labor market, but we are also looking for workers who are German, English, Italian, Spanish, or other nationalities and who have good communication skills, are outgoing, speak two European languages—French plus one other—and like being around people,” said Degelmann.

Stephane Baudet, a 28-year-old trumpet player from Paris, refused to audition for a job in a Disney brass band when he learned he would have to cut his ponytail. “Some people will turn themselves into a pumpkin to work at Euro Disneyland,” he said. “But not me.”

Opening Day at Euro Disneyland

A few days before the grand opening of Euro Disneyland, hundreds of French visitors were invited to a preopening party. They gazed perplexed at what was placed before them. It was a heaping plate of spare ribs. The visitors were at the Buffalo Bill Wild West Show, a cavernous theater featuring a panoply of “Le Far West,” including 20 imported buffaloes. And Disney deliberately didn't provide silverware. “There was a moment of consternation,” recalls Fitzpatrick. “Then they just kind of said, ‘The hell with it,’ and dug in.” There was one problem. The guests couldn't master the art of gnawing ribs and applauding at the same time. So Disney planned to provide more napkins and teach visitors to stamp with their feet.

On April 12, 1992, the opening day of Euro Disneyland, *France-Soir* enthusiastically predicted Disney dementia. “Mickey! It's Madness” read its front-page headline, warning of chaos on the roads and suggesting that people might have to be turned away. A French government survey indicated that half a million might turn up with 90,000 cars trying to get in. French radio warned traffic to avoid the area.

By lunchtime on opening day, the Euro Disneyland car park was less than half full, suggesting an attendance of below 25,000, less than half the park's capacity and way below expectations. Many people may have heeded the advice to stay home or, more likely, were deterred by a one-day strike that cut the direct rail link to Euro Disneyland from the center of Paris. Queues for the main rides, such as Pirates of the Caribbean and Big Thunder Mountain railroad, were averaging around 15 minutes less than on an ordinary day at Disney World, Florida.

Disney executives put on a brave face, claiming that attendance was better than at first days for other Disney theme parks in Florida, California, and Japan. However, there was no disguising the fact that after spending thousands of dollars on the preopening celebrations, Euro Disney would have appreciated some impressively long traffic jams on the auto route.

Other Operating Problems

When the French government changed hands in 1986, work ground to a halt, as the negotiator appointed by the Conservative government threw out much of the groundwork prepared by his Socialist predecessor. The legalistic approach taken by the Americans also bogged down talks, as it meant planning ahead for every conceivable contingency. At the same time, right-wing groups who saw the park as an invasion of “chewing-gum jobs” and U.S. pop culture also fought hard for a greater “local cultural context.”

On opening day, English visitors found the French reluctant to play the game of queuing. “The French seem to think that if God had meant them to queue, He wouldn't have given them elbows,” they commented. Different cultures have different definitions of personal space, and Disney guests faced problems of people getting too close or pressing around those who left too much space between themselves and the person in front.

Disney placed its first ads for work bids in English, leaving small- and medium-sized French firms feeling like foreigners in their own land. Eventually, Disney set up a data bank with information on over 20,000 French and European firms looking for work, and the local Chamber of Commerce developed a video text information bank with Disney that small- and medium-sized companies through France and Europe would be able to tap into. “The work will come, but many local companies have got to learn that they don't simply have the right to a chunk of work without competing,” said a chamber official.

Efforts were made to ensure that sooner, rather than later, European nationals take over the day-to-day running of the park. Although there were only 23 U.S. expatriates among the employees, they controlled the show and held most of the top jobs. Each senior manager had the task of choosing his or her European successor.

Disney was also forced to bail out 40 subcontractors who were working for the Gabot-Eremco construction contracting group, which had been unable to honor all of its commitments. Some of the subcontractors said they faced bankruptcy if they were not paid for their work on Euro Disneyland. A Disney spokesperson said that the payments would be less than \$20.3 million and the company had already paid Gabot-Eremco for work on the park. Gabot-Eremco and 15 other main contractors demanded \$157 million in additional fees from Disney for work that they said was added to the project after the initial contracts were signed. Disney rejected the claim and sought government intervention. Disney said that under no circumstances would it pay Gabot-Eremco and accused its officers of incompetence. As Bourguignon thought about these and other problems, the previous year's losses and the prospect of losses again in the current year, with their negative impact on the company's stock price, weighed heavily on his mind.

A Further Look at Euro Disneyland in Recent Years

As discussed in [In-Depth Integrative Case 2.1a](#), Euro Disneyland faced major hurdles in its early years. In May 1992, roughly 25 percent of Euro Disney's workforce (approximately 3,000 people) resigned from their jobs, citing unacceptable working conditions. As a result, the Euro Disney Company stock price declined and Euro Disney announced an expected net loss in its first year of operation of approximately 300 million French francs in July of 1992.¹ Since then, Euro Disneyland has enacted some major changes—many with great success.

In an effort to improve attendance, Disney began serving alcoholic beverages with meals inside the Euro Disneyland Park in June of 1993.² In March of 1994, Disney offered the banks a deal: Disney would provide additional capital to ensure that it continues to operate if the banks agreed to restructure the US\$1 billion of debt. If the banks did not agree, Disney was prepared to close the park and default on the loans. Disney put additional pressure on the banks by publicly announcing the possible closure of the park unless the debt was restructured. The banks agreed to Disney's demands and wrote off the next two years of interest payments along with a three-year period where loan repayments would be postponed. In return, The Walt Disney Company agreed to restructure its own loan arrangements at the new park valued at US\$210 million.³

A turnaround began to blossom shortly after restructuring. In 1995, Disney reported that attendance had increased 21 percent from 8.8 million to 10.7 million year over year with hotel occupancy also increasing from 60 percent to 68.5 percent.⁴ The Euro Disney Resort was renamed to Disneyland Paris in 1994 and, in July of 1995, the company reported its first quarterly profit of US\$35.3 million. Disneyland Paris ended 1995 with a profit of US\$22.8 million. Disney opened a second theme park in France, Walt Disney Studios Park, in March of 2002.⁵ The two combined parks had a total attendance in 2017 of over 15 million, making it Europe's most visited themed attraction.⁶

In 2017, the Walt Disney Company (previously a minority shareholder) purchased controlling interest in Disneyland Paris's parent company, Euro Disney S.C.A. The goal is to improve the long-term cash position of Disneyland Paris, putting an end to the reoccurring debt crises that have plagued Euro Disney S.C.A. over its two-decade history. Per the terms of the deal, the existing debt held by Walt Disney Company will be converted to equity, further increasing the American company's investment in the European operations. In 2018, the Walt Disney Company announced a €2 billion investment plan for the park, including three new “lands” and a new central lake, set to open in 2021.⁷

Questions for Review

1. Using Hofstede's four cultural dimensions as a point of reference, what are some of the main cultural differences between the United States and France?
2. In what way has Trompenaars's research helped explain cultural differences between the United States and France?
3. In managing its Euro Disneyland operations, what are three mistakes that the company made? Explain.
4. Based on its experience, what are three lessons the company should have learned about how to deal with diversity? Describe each.

Prepared by Sonali Krishna under the direction of Professors J. Stewart Black and Hal B. Gregersen as the basis for class discussion.

ENDNOTES

1. Anna Willard, James Mackenzie, James Grubel, Wayne Cole, Tova Cohen, Alan Raybould, and Jonathan Thatcher. "FACTBOX: Who's Next? Countries at Risk of Recession," *Reuters*, March 3, 2009, <https://www.reuters.com/article/financial-recession-risk-idUSSP40009620090304>.
2. "Euro Disney Adding Alcohol," *New York Times*, June 12, 1993, <https://www.nytimes.com/1993/06/12/business/euro-disney-adding-alcohol.html>.
3. "The History of Disneyland Paris," Solarius, July 4, 2006, <http://www.solarius.com/dvp/dlp/dlp-history.htm>.
4. Christian Sylt, "Magic Results: Euro Disney Plans New Hotels," *The Independent*. August 17, 2008, <https://www.independent.co.uk/news/business/news/magic-results-euro-disney-plans-new-hotels-899529.html>.

5. Euro Disney S.C.A., “Euro Disney S.C.A. Reports Fiscal Year 2011 Results,” *Wordpress*, November 9, 2011, <https://dlrpfan.files.wordpress.com/2011/11/uk-2011-11-09-euro-disney-sca-reports-annual-results-for-fiscal-year-2011.pdf>.
6. “Global Attendance Attractions Report,” Themed Entertainment Association (TEA) and the Economics practice at AECOM, 2018, http://www.teaconnect.org/images/files/TEA_268_653730_180517.pdf.
7. Dominique Vidalon, “Walt Disney Makes 2 Billion Euros Investment in Disneyland Paris,” *Reuters*, February 27 2018, <https://www.reuters.com/article/us-disney-france-investment/walt-disney-makes-2-billion-euros-investment-in-disneyland-paris-idUSKCN1GB1NT>.

In-Depth Integrative Case 2.1b

Disney in Asia

After its success with Tokyo Disneyland in the 1980s, Disney began to realize the vast potential of the Asian market. The theme park industry throughout Asia has been very successful in recent years, with a range of regional and international companies all trying to enter the market. Disney has been one of the major participants, opening Hong Kong Disneyland in 2005 and Shanghai Disney Resort in 2016, and discussing future operations in other Asian cities.

Disney's Push into China

After Disney's success in Tokyo, China became a serious option for its next theme park venture in light of the country's impressive population and economic growth throughout the 1990s and 2000s. Successful sales associated with the Disney movie *The Lion King*, in 1996, also convinced Disney officials that China was a promising location. However, consumer enthusiasm for theme parks in China was at a low in the late 1990s. “Between 1993 and 1998, more than 2,000 theme parks had been opened in China,” and “many projects were swamped by excessive competition, poor market projections, high costs, and relentless interference from local officials,” forcing several hundred to be closed.¹ Nevertheless, Disney continued to pursue plans for two parks in China, focusing efforts on both Hong Kong and Shanghai.

Hong Kong Disneyland

Plans in Hong Kong, which culminated in the opening of Hong Kong Disneyland in September 2005, began after the 1997–1998 Asian financial crisis. Despite the poor economic condition of Hong Kong in the late 1990s, Disney was still optimistic about prospects for a theme park in the “city of life.” Hong Kong, already an international tourist destination, would draw Disneyland patrons primarily from China, Taiwan, and Southeast Asia.

The official park plans were announced in November 1999 as a joint venture between the Walt Disney Company and the Hong Kong SAR Government. Unlike its experience in Tokyo, where Disney handed the reins over completely to a foreign company (the Oriental Land Company), Disney decided to take more direct control over this new park. The park was built on Lantau Island at Penny's Bay, within the six-mile stretch separating the international airport and downtown. Hong Kong Disneyland was estimated to create 18,000 jobs upon opening and ultimately 36,000 jobs. The first phase of the park was to include a 10-million-annual-visitor Disneyland-based

theme park; 2,100 hotel rooms; and a 300,000-square-foot retail, dining, and entertainment complex.²

In order to make the park “culturally sensitive,” Jay Rasulo, president of Walt Disney Parks & Resorts, announced that Hong Kong Disneyland would be trilingual with English, Cantonese, and Mandarin. The park would also include a fantasy garden for taking pictures with the Disney characters (popular among Asian tourists), as well as more covered and rainproof spaces to accommodate the “drizzly” climate.³

Unfortunately, Disney soon realized that its attempts at cultural sensitivity had not gone far enough. For instance, the decision to serve shark fin soup, a local favorite, greatly angered environmentalists. The park ultimately had to remove the dish from its menus. Park executives also failed to plan for the large influx of visitors around the Chinese New Year in early 2006, forcing them to turn away numerous patrons who had valid tickets. Unsurprisingly, this led to customer outrage and negative media coverage of the relatively new theme park.

Other criticisms of the park have included its small scale and slow pace of expansion. Hong Kong Disneyland opened with only 16 attractions and “one classic Disney thrill ride, Space Mountain, compared to 52 at Disneyland Resort Paris [formerly Euro Disneyland].”⁴ However, the government has made plans to increase the size of the park by acquiring land adjacent to the existing facilities. Likely due to its small size and fewer attractions, Hong Kong Disneyland pulled in only 5.2 million guests during its first 12 months, less than the estimated 5.6 million.⁵ In the years since, additional attractions have been added into the existing park, helping to increase attendance. A record 6.2 million tourists visited the park in 2017. Despite the increasing popularity, Hong Kong Disneyland is still facing significant financial pressure. In 2017, the park posted a US\$45 million loss.⁶

Battle over Hong Kong Park Expansion

Expanding the size of the theme park in Hong Kong by about 30 percent has always been a part of Disney's long-term plan. In 2007, Disney began the process of trying to obtain the local government's financial support for these plans. At that time, however, the park had been performing well below its projected sales number, and the government, which is a 57 percent stockholder in this business, questioned the need to fund the further expansion. Hong Kong Disneyland attracted about 15 million visitors total in its first three and a half years, or about 4.3 million a year. That figure fell Page 269 short of the original projection of more than 5 million a year.⁷

Although Disney did not release financial figures to the public, Euromonitor estimated the park had an operating loss of US\$46 million in its first year, and lost US\$162 million the following year.⁸

By 2008, Disney's officials were publicly stressing the importance of park expansion for the overall viability of the project. At that time, the park occupied 126 hectares and had only four “lands”—Fantasyland, Tomorrowland, Adventureland, and Main Street USA—and two hotels. Hong Kong Disneyland Managing Director Andrew Kam emphasized that expansion would be vital to the park's success. In a September 2008 release, Kam said the park had plenty of room to grow because it was only using half of the land available: “Expansion is part of the strategy to make this park work for Hong Kong.”⁹ At the time, an expansion was estimated to cost as much as 3 billion Hong Kong dollars, or US\$387 million. In December 2008, the *Sing Tao Daily* newspaper in Hong Kong reported that Disney, in what was deemed an unusual concession, might give the government a greater share in the project in repayment of a cash loan of nearly \$800 million that the city had extended previously to the theme park.¹⁰

In 2009, unable to come to agreement with the Hong Kong government, Disney put on hold its long-awaited plans to expand the park. In a statement from Disney's Burbank (Calif.) office, the company said it was laying off employees in Hong Kong after failing to reach an agreement with the Hong Kong government to fund a much-needed expansion. According to Disney, "The uncertainty of the outcome requires us to immediately suspend all creative and design work on the project." Thirty Hong Kong-based Disney "Imagineers," who helped to plan and design new parks, would be losing their jobs.¹¹ Business news sources at the time noted that one reason Disney might be willing to end negotiations with the Hong Kong government was the company's progress in negotiations with Shanghai officials to open a theme park there that would be much larger and an arguably more exciting China project. A Shanghai park would be easier for many Chinese families to visit. However, the possible shift of mainland Chinese visitors away from Hong Kong in favor of Shanghai could mean a drop of as much as 60 percent in visitor numbers to the Hong Kong park, according to Euromonitor's estimates.¹²

In June of 2009 Disney and Hong Kong's government finally reached a deal to modestly expand the territories of the Disneyland theme park at a cost of about \$465 million. Under terms of the deal, the entertainment giant contributed all the necessary new capital for construction as well as sustaining the park's operation during the building phases. It also converted about \$350 million in loans into equity to help with funding, and agreed to keep open a credit facility of about US\$40 million. Hong Kong, which shouldered much of the \$3.5 billion original construction cost, did not add any new capital. "Disney is making a substantial investment in this important project," Leslie Goodman, a Disney vice president, said in a statement.¹³ Groundbreaking on three new "lands" for the park commenced later that year, with "Toy Story Land" opening in 2011, "Grizzly Gulch" opening in 2012, and "Mystic Point"

opening in 2013. The three new lands increased the overall size of Hong Kong Disneyland by 25 percent, and there are now more than 100 attractions within the park.¹⁴ Additionally, a third hotel was opened to accommodate more guests onsite.

A few years later, facing increasing competition in the theme park industry in Asia, Disney sought to again expand the park's offerings. With the Hong Kong government's approval in May of 2017, Disney began construction on a new US\$1.4 billion expansion. When completed, the park will include two new “lands” and a revamped central castle. The plan, which will be implemented in phases, is expected to be completed around 2023.¹⁵

If these expansions will be enough to increase visitation and bring profitability to Hong Kong Disneyland remains yet to be seen.

Uncertainty in Mainland China

Shanghai, known as the “Paris of the Orient,” was an attractive site for a second Chinese park to Disney officials because of its growing commercialization and industrialization and its already extant transportation access. A Disney theme park in Shanghai would be mutually beneficial for the company and the nation of China. From Disney's perspective, it would gain access to one of the world's largest potential markets (and also compete with Universal Studios' new theme park). From the perspective of Chinese government officials, Disney's mainland Shanghai park would be a long-awaited mark of international success for a communist nation.¹⁶

Initially planners hoped to have a Disneyland operating in Shanghai prior to the World Expo in 2010. However, a series of delays plagued the Shanghai park's progress. The Chinese government, fearing that a Shanghai park would damper the success of the newly opened Hong Kong park, intentionally delayed the park's construction in the mid 2000s.¹⁷ Additionally, in the wake of a corruption scandal within the Communist Party in Beijing in 2005, the

necessary government approvals for the project stalled to a halt. For a time, it appeared as though the plans for the Shanghai park would not come to fruition, leaving Disney to consider other options for the construction of its new park.¹⁸

Disney Gets Green Light for Shanghai Park

After a few years, Walt Disney Co. revisited its plans to build a park in Shanghai, China. In January 2009, Disney presented a \$3.59 billion proposal to the Chinese central government, outlining plans for a jointly owned park, hotel, and shopping development.¹⁹ The timing could not have been Page 270 better for Disney to seek approval; in the wake of the global economic crisis, the prospective creation of 50,000 new jobs amid a cooling Chinese economy was especially attractive to the Chinese government.²⁰

The preliminary agreement was signed in January 2009. According to the proposal, Disney would take a 43 percent equity stake in Shanghai Disneyland, with 57 percent owned by the Shanghai government, forming a joint-venture company.²¹ The preliminary agreement outlined a six-year construction period for the first phase, with the projected opening of the park scheduled for 2014. Disney would pay \$300 million to \$600 million in capital expenses for the park in exchange for 5 percent of the ticket sales and 10 percent of the concessions.²² According to the preliminary agreement, Shanghai Disneyland, the first park at the resort, would incorporate Chinese cultural features as well as attractions built around traditional Disney characters and themes. Additionally, the ownership structure would contain some aspects of Disney's Hong Kong joint venture agreement. According to *The Wall Street Journal*, a newly formed Shanghai company named Shendi would hold the local government's interest in the park. Shendi is owned by two business entities under district governments in Shanghai, as well as a third company owned by the municipal government's propaganda bureau.²³ After almost a year of negotiation, in November 2009, Disney finally received

an approval from the Chinese government to proceed with its Shanghai park plan.²⁴

Disney acted quickly to gather all other necessary approvals and documents that were needed for the park construction. In April 2010, the land needed for the park was approved. In 2010, over 2,000 households and nearly 300 companies were relocated to clear the way for the first phase of construction. In an effort to keep the public informed, the head of Pudong New District, where the park is sited, announced that the first phase of the project will span four square kilometers, with the theme park itself covering a square kilometer (which equates to roughly triple the size of Hong Kong Disneyland).²⁵ Construction on the first phase, which includes the Shanghai Disneyland Park and two hotels, broke ground in 2011.²⁶ Despite the initial difficulties that Disney faced throughout the early 2000s in gaining approval for the Shanghai park, the five-year construction phase proceeded relatively smoothly.

As the 2016 opening neared, public excitement for the park grew. More than five million people flooded the park's official website following its March 2016 launch. Tickets for the park's opening two weeks sold out months in advance, and, on a single weekend in May, more than 100,000 people traveled to the still-unopened park just to peer through the gates and shop at stores on the perimeter.²⁷ The park officially opened to the public on June 16, 2016.

Analysts see the move as an important step forward for Disney and other Western media firms to make inroads into the vast and untapped Chinese media and entertainment market. “They've been laying the groundwork for a park for many years by exposing the population to Disney properties, film, TV and merchandising,” said Christopher Marangi, senior analyst with Gabelli and Co. in New York.²⁸

Disney has implemented unique approaches to ticket pricing at its Shanghai park in an effort to maximize attendance and profit. Unlike other theme parks, where the cost of entry remains the same regardless of the day, Shanghai Disneyland features “demand pricing.” On days that are more crowded, such as weekends and during the summer, “peak” prices are enacted. Though ticket prices start much lower at the Shanghai park than at the Hong Kong park, the peak pricing structure results in admission price increases of over 25 percent on certain days.²⁹

Unlike the Hong Kong park, Shanghai Disneyland has found nearly instant success. In 2017, its first full year of operation, the park hosted 11 million guests, making it the eighth most-visited theme park globally.^{30,31} Despite expert predictions that the park would take years to achieve profitability, Shanghai Disneyland was able to break-even in its first year of operation.³² Future expansions of the park are expected to further increase the popularity of the park. The first expansion, “Toy Story Land,” opened in 2018.³³

There are certain public concerns that the new Shanghai park, which is Disney's sixth, will inevitably affect the Hong Kong park. The main concern is that the Hong Kong park's revenue may be cannibalized, worsening the financial perspectives of the already-underperforming Hong Kong park.³⁴ However, Disney thinks that both parks will ultimately complement each other rather than be competitors. Disney's main points are that Shanghai is close to a number of other major cities within easy driving distance, including Nanjing, Suzhou, and Hangzhou, and that Shanghai's own population of over 20 million, combined with tens of millions more within a three-hour driving radius, would provide a more-than-ample base of local users for the park. There are analysts, like Paul Tang, chief economist at Bank of East Asia, who share this optimism, projecting that “visitors from Guangdong and southern China will still find Hong Kong more convenient, while Shanghai will attract visitors from northern and eastern China.”³⁵

The critics of the Shanghai park, on the other hand, are convinced that this project is a bigger threat to the Hong Kong park than anybody can imagine. According to Parita Chitakasem, research manager at Euromonitor International in Singapore, who specializes in theme parks, “Disneyland Shanghai will have two big features which will make it more attractive than its Hong Kong counterpart: Although it is still early days, Disneyland in Shanghai will probably offer a much better experience for your money than Disneyland in Hong Kong—Shanghai's Disneyland is three times bigger than Hong Kong Disneyland. Also, for visitors from mainland China, it will be much easier to travel to Disneyland in Shanghai, as there are no visa/cross border concerns to take care of.”³⁶ Though only one phase of Page 271 Shanghai Disneyland has opened, its true impact on Hong Kong Disneyland will not be known for several years; stagnant growth in attendance and increasing financial losses at the Hong Kong park validates the concerns that many have expressed.³⁷

Other Asian Ventures

The Walt Disney Company has also looked into building other theme parks and resorts in Asia. Based on its successful operation of two theme parks in the United States (at Anaheim and Orlando), Disney believes that it can have more than one park per region. Another strategically located park in Asia, officials agreed, would not compete with Tokyo Disneyland, Hong Kong Disneyland, or Shanghai Disneyland, but rather bring in a new set of customers.

One such strategic location is the state of Johor in Malaysia. Malaysian officials wanted to develop Johor in order to rival its neighbor, Singapore, as a tourist attraction. (Two large casinos were built in Singapore in 2006.) However, Disney claimed to have no existing plans or discussions for building a park in Malaysia. Alannah Goss, a spokeswoman for Disney's

Asian operations based in Hong Kong, said, “We are constantly evaluating strategic markets in the world to grow our park and resort business and the Disney brand. We continue to evaluate markets but at this time, we have no plans to announce regarding a park in Malaysia.”³⁸

Singapore, in its effort to expand its tourism industry, had also expressed interest in being host to the next Disneyland theme park. Although rumors of a Singapore Disneyland were quickly dismissed, some reports suggested there were exploratory discussions of locations at either Marina East or Seletar. Residents of Singapore expressed concern that the park would not be competitive, even against the smaller-scale Hong Kong Disneyland. Their primary fears included limited attractions (based on size and local regulations), hot weather, and high ticket prices.

Disney's Future in Asia

Although Disney is wise to enter the Asian market with its new theme parks, it still faces many obstacles. One is finding the right location. Lee Hoon, professor of tourism management at Yanyang University in Seoul, noted, “Often, more important than content is whether a venue is located in a metropolis, whether it's easily accessible by public transportation.” Often tied to issues of location is the additional threat of competition, both from local attractions and from those of other international corporations. It seems that Asian travelers are loyal to their local attractions, evidenced by the success of South Korea's Everland theme park and Hong Kong's own Ocean Park (which brought in more visitors than Hong Kong Disneyland in 2006).³⁹ The stiff competition of the theme park industry in Asia will center on not only which park can create a surge of interest in its first year but also which can build a loyal base of repeat customers.

Despite its already large size, the Asian theme park industry is still developing. Disney officials will need to be innovative and strategic in order

to maintain sales. Existing theme parks in the region have proven that a carefully crafted strategy can lead to increased sales; after a 20 percent drop in attendance in the early 2000s, Universal Studios in Japan was able to rebound to record growth in 2015 by introducing new innovative attractions, including a Harry Potter-themed area within the park and a multiple-month-long Anime event. By 2018, the park's annual attendance grew to nearly 15 million, making it the fifth most-visited theme park globally.⁴⁰

In spite of underperformance of some theme parks, Asia is still viewed by many as the most attractive region for the entertainment industry. Attendance may be stagnating in some parts of the world, but a growing middle class with disposable incomes to match is making the Asia-Pacific region a prime target for investors and theme park owners. “China will lead the way,” said Kelven Tan, Southeast Asia's representative for the International Association of Amusement Parks and Attractions, an industry group. “The critical mass really came about with the resurgence of China. You need a good source of people; you also need labor and you need cheap land.”⁴¹

That's what the people behind the Universal Studios, who are developing parks in Singapore, China, and South Korea, are betting. Opening in spring of 2010, Universal Studios Singapore became the island nation's first bona fide amusement park. Developers aim to tap the wallets of Singapore's 4.6 million residents and 9.7 million tourists a year, as well as its proximity to populous areas of Indonesia and southern Malaysia. Universal Studios Beijing, opening in 2020, is located within close proximity to over 20 million residents, and Universal Studios South Korea, planned to open in 2021, will be located close to Seoul. Outside this and other foreign brands like Legoland, which opened parks in Johor, Malaysia in 2012, in Dubai, UAE in 2016, in Nagoya, Japan in 2017, and in Chuncheon, South Korea in 2019, homegrown companies like Genting in Malaysia and OTC Enterprise Corp. in China are

aggressively looking to take advantage of the burgeoning market in their backyards.⁴²

Overall spending on entertainment and media in Asia Pacific is set to increase for years to come. Attendance at parks in the Asia Pacific region is expected to swell from 465 million in 2017 to over 600 million annually by 2022. Through 2022, Asia Pacific is projected to account for over 60 percent of global growth in theme park attendance.^{43,44} “It’s an up-and-coming market, and growing quite fast,” said Christian Aaen, Hong Kong-based regional director for AECOM Economics, a consulting firm that specializes in the entertainment and leisure industries. MGM Studios and Paramount, too, are scouting around Asia for future projects.

In light of these optimistic projections, it is reasonable to assume that Disney may consider expansion to other Asian countries such as Malaysia, South Korea, or Singapore, where Disney appeared to have seriously considered a park. Given that the Hong Kong and Shanghai park future expansions are on track, Disney now has the experience and Page 272 motivation to further penetrate the Asian region. In this regard, Disney has opened English language learning centers across China.⁴⁵ This could constitute a broader push by Disney to establish a strong Asian presence across its businesses and brands, a move that would undoubtedly involve the theme park operations as a central component.

Questions for Review

1. What cultural challenges are posed by Disney's expansion into Asia? How are these different from those in Europe?
2. How do cultural variables influence the location choice of theme parks around the world?

3. Why was Disney's Shanghai theme park so controversial? What are the risks and benefits of this project? What do you think is the likelihood that it will “cannibalize” the Hong Kong park?
4. What location would you recommend for Disney's next theme park in Asia? Why?

Prepared by Courtney Asher under the supervision of Professor Jonathan Doh of Villanova University.

ENDNOTES

1. Raymond H. Lopez, “Disney in Asia, Again.” *Digital Commons Pace*, March 1, 2002.
2. Ibid.
3. Thomas Crampton, “Disney's New Hong Kong Park to Be ‘Culturally Sensitive’: Mickey Mouse Learns Chinese,” *International Herald Tribune*, January 13, 2003,
<https://www.nytimes.com/2003/01/13/business/worldbusiness/IHT-disneys-new-hong-kong-park-to-be-culturally.html>; Thomas Crampton, “Disney Breaks Ground for Hong Kong Park,” *New York Times*, January 13, 2003,
<https://www.nytimes.com/2003/01/13/business/disney-breaks-ground-for-hong-kong-park.html>.
4. Michael Schuman, “Disney's Hong Kong Headache,” *Time*, May 8, 2006,
<https://www.time.com/time/magazine/article/0,9171,501060515-1191881,00.html>.
5. Kim Soyoun and George Chen, “Hollywood Chases Asia Theme Park Rainbow,” *Reuters BusinessNews*, May 23, 2007,

<https://www.reuters.com/article/businesspro-hollywood-studios-asia-dc-idUSSEO35257720070523>.

6. Kris Cheng, “Gov't-backed Hong Kong Disneyland Sees Net Loss of HK\$345 Million in 2017—Third Year in the Red,” *Hong Kong Free Press*, February 20, 2018, <https://www.hongkongfp.com/2018/02/20/govt-backed-hong-kong-disneyland-sees-net-loss-hk345-million-2017-third-year-red>.
7. “Cuts Cloud Hong Kong Disneyland Expansion,” *Financial Times*, March 17, 2009, <https://www.ft.com/content/c59c5a72-12bb-11de-9848-0000779fd2ac>.
8. “Hong Kong Disneyland's Future Is in Danger,” *BusinessWeek*, March 17, 2009, <https://www.bloomberg.com/news/articles/2009-03-17/hong-kong-disneylands-future-is-in-danger>.
9. Ibid.
10. “Disney Puts Hong Kong Expansion on Hold,” Reuters, March 16, 2009, <https://www.reuters.com/article/industryNews/idUSTRE52G0I120090317>.
11. “Hong Kong Disneyland's Future Is in Danger.”
12. Ibid.
13. “Disney, Hong Kong Reach \$465m Expansion Deal,” *China Daily*, June 30, 2009, http://www.chinadaily.com.cn/china/2009-06/30/content_8338445.htm.
14. Ricky Brigante, “Mystic Point Grand Opening Celebrated at Hong Kong Disneyland with Debut of Groundbreaking Mystic Manor Dark Ride,” *Inside the Magic*, May 16, 2013,

<https://insidethemagic.net/2013/05/mystic-point-grand-opening-celebrated-at-hong-kong-disneyland-with-debut-of-groundbreaking-mystic-manor-dark-ride>.

15. Karla Cripps, “What Do Hong Kong Disneyland's Expansion Plans Mean for Travelers?” [CNN.com](http://www.cnn.com/travel/article/expansion-hong-kong-disneyland/index.html), February 22, 2018, <https://www.cnn.com/travel/article/expansion-hong-kong-disneyland/index.html>.
16. Lopez, “Disney in Asia, Again?”
17. Tammy Tam, “China's Two Disneylands: Competitors or Complementary Attractions?” *South China Morning Post*, January 31, 2016, <https://www.scmp.com/news/hong-kong/economy/article/1907607/chinas-two-disneylands-competitors-or-complementary>.
18. “Disney's Shanghai Park Plan in Doubt: Company Mulls Move to Another Location in China,” [NBCNews.com](http://www.nbcnews.com/id/16153207/ns/business-world_business/t/disneys-shanghai-park-plan-doubt/#.WDJZb-YrKUK), December 11, 2006, http://www.nbcnews.com/id/16153207/ns/business-world_business/t/disneys-shanghai-park-plan-doubt/#.WDJZb-YrKUK.
19. J. T. Areddy and P. Sanders, “Disney's Shanghai Park Plan Advances,” *Wall Street Journal*, January 12, 2009, A1.
20. Ibid.
21. “The Speculation Ends—Shanghai Disney Ready to Roll,” January 13, 2009, *CN News*, http://www.china.org.cn/business/news/2009-01/13/content_17101032.htm.

22. "Walt Disney, Shanghai Propose New Theme Park in China (Update 1)," Bloomberg, January 9, 2009, <https://www.bloomberg.com/apps/news?pid=20601080&sid=atGa2ymXAMM8&refer=asia>.
23. Areddy and Sanders, "Disney's Shanghai Park Plan Advances."
24. Samuel Shen and Sue Zeidler, "Disney Takes China Stride as Shanghai Park Gets Nod," *Reuters*, November 4, 2009, <https://www.reuters.com/article/idUSTRE5A31TC20091104>.
25. "Shanghai Disney to Get Approved Land in July," *China Daily*, April 4, 2010, http://www.chinadaily.com.cn/china/2010-04/14/content_9730662.htm.
26. Thomas Smith, "Shanghai Disney Resort Groundbreaking Ceremony Marks Historic Day," Disney, April 8, 2011, <https://disneyparks.disney.go.com/blog/2011/04/shanghai-disney-resort-groundbreaking-ceremony-marks-historic-day>.
27. David Barboza and Brooks Barnes, "How China Won the Keys to Disney's Magic Kingdom," *New York Times*, June 14, 2016, <https://www.nytimes.com/2016/06/15/business/international/china-disney.html>.
28. Samuel Shen and Sue Zeidler, "Disney Takes China Stride as Shanghai Park Gets Nod," *Reuters*, November 4, 2009.
29. Mandy Zuo and Nikki Sun, "How Shanghai Disneyland's Tickets Will Cost More (and Less) Than Hong Kong's," *South China Morning Post*, February 3, 2016, <https://www.scmp.com/news/china/money-wealth/article/1908881/how-shanghai-disneylands-tickets-will-cost-more-and-less>.

30. Eunice Yoon, “Shanghai Disneyland Visitors Top 11 Million in Its First Year, Blowing Past Expectations, CEO Iger Says,” [CNBC.com](https://www.cnbc.com/2017/06/16/shanghai-disneyland-visitors-top-11-million-in-its-first-year-blowing-past-expectations-ceo-iger-says.html), June 16 2017, <https://www.cnbc.com/2017/06/16/shanghai-disneyland-visitors-top-11-million-in-its-first-year-blowing-past-expectations-ceo-iger-says.html>.
31. Asa Butcher, “Shanghai Disneyland Is World's 8th Most Popular Attraction,” *GB Times*, May 22 2018, <https://gbtimes.com/shanghai-disneyland-is-worlds-8th-most-popular-attraction>.
32. “Disney's Iger Says Shanghai Resort Close to Breaking Even,” [Bloomberg.com](https://www.bloomberg.com/news/articles/2017-06-16/disney-s-iger-says-shanghai-park-close-to-breaking-even), June 16, 2017, <https://www.bloomberg.com/news/articles/2017-06-16/disney-s-iger-says-shanghai-park-close-to-breaking-even>.
33. Dewayne Bevel, “Toy Story Land Debuts in Shanghai Disneyland,” *Orlando Sentinel*, April 26 2018, <https://www.orlandosentinel.com/travel/attractions/the-daily-disney/toy-story-land/os-et-disneyh-shanghai-toy-story-land-20180426-story.html>.
34. Tam, “China's Two Disneylands.”
35. Shen and Zeidler, “Disney Takes China Stride as Shanghai Park Gets Nod.”
36. Frederik Balfour, “Disney Shanghai: Good for China, Bad for Hong Kong,” *BusinessWeek*, November 5, 2009.
37. Kris Cheng, “Gov't-backed Hong Kong Disneyland Sees Net Loss of HK\$345 Million in 2017—Third Year in the Red,” *Hong Kong Free Press*, February 20, 2018,

<https://www.hongkongfp.com/2018/02/20/govt-backed-hong-kong-disneyland-sees-net-loss-hk345-million-2017-third-year-red>.

38. “Malaysia Discussing Building Disney Park: Would Be First Such Attraction in Southeast Asia.” *NBCNews*, May 30, 2006.
http://www.nbcnews.com/id/13045465/ns/business-world_business/t/malaysia-discussing-building-disney-park/#.XaA_96hKj1Q
39. Kim Soyoung and George Chen, “Hollywood Chases Asia Theme Park Rainbow,” *Reuters*, May 23, 2007,
<https://www.reuters.com/article/businesspro-hollywood-studios-asia-dc/hollywood-chases-asia-theme-park-rainbow-idUSSEO35257720070523>.
40. “Global Attendance Attractions Report,” Themed Entertainment Association (TEA) and the Economics practice at AECOM, 2018,
http://www.teaconnect.org/images/files/328_979488_190523.pdf.
41. Hana R. Alberts, “Tokyo Disneyland? Asia's Top 12 Amusement Parks.” *CTV News*, February 13, 2010.
42. Ibid.
43. “Global Theme and Amusement Park Outlook 2018,” *IAAPA*, November 2018, https://tra.com/wp-content/uploads/2018/11/IAAPA_Amusement-Park-Outlook_2018-2022.pdf.
44. “IAAPA Report Highlights Global Surge in the Experience Economy,” *Australasian Leisure Management*, November 4, 2018,
<https://www.ausleisure.com.au/news/iaapa-report-highlights-global-surge-in-the-experience-economy>.

45. Disney English, Disney, <https://jobs.disneycareers.com/teach-english-in-china>.

In-Depth Integrative Case 2.2

Walmart's Global Strategies

Introduction

In 1991, Walmart became an international company when it opened a Sam's Club near Mexico City. Just two years later, Walmart International was created. Since venturing into Mexico in 1991, Walmart International has grown somewhat erratically. During the 1990s, the retailer exported its big-box, low-price model, an approach the company expected to be as successful in foreign markets as it was in the United States. Although Walmart has had success in several overseas markets, this success has been far from universal. For example, in Mexico, China, and the U.K., the company's efforts to offer the lowest price to customers backfired because of resistance from established retailers. And in Germany, Walmart could not seem to fit its model to local tastes and preferences. In Japan, its joint venture had a series of setbacks, many related to buying habits for which the Walmart model did not respond well. In Mexico, three of the largest domestic retailers constructed a joint buying and operational alliance solely to compete with Walmart.¹ Its presence in Hong Kong ended after only two years during the 1990s, and it shuttered operations in Indonesia in the mid-1990s after rioting incidents in Jakarta. Walmart also owned approximately 16 stores in South Korea and 85 in Germany; however, it sold off these operations in 2006 after merchandise failed to match consumer tastes, distribution and re-bagging problems arose,

and strong loyalties to other brands made attracting customers difficult and expensive.²

In addition, labor advocates and environmentalists have created headaches for the U.S. behemoth, making continued expansion both cumbersome and expensive. For instance, in 2006, Walmart faced a strong public relations campaign from the All-China Federation of Trade Unions (ACFTU) over Walmart's refusal to let its workers in China unionize. Walmart was eventually forced to concede, perhaps because the Chinese government also lent its weight to the ACFTU's campaign in its effort to establish unions in all foreign-funded enterprises throughout the country.³ Despite its public battle with the ACFTU, Walmart China received the ChinaHR.com award for “Best Employer for the FMCG and Retail Industry” just ten years later, in 2016.⁴ As Walmart heads into the 2020 decade and continues to expand its global operations, analysts are curious to see how the company is received and whether consumers' opinions in fragmented market settings are a match with Walmart's low-price model.

Notwithstanding these challenges, today Walmart International is a fast-growing part of Walmart's overall operations, with 6,000 stores and more than 700,000 associates in 26 countries outside the continental U.S.⁵ (See [Figure 1](#).) In two decades, Walmart International has become a US\$118 billion business. If it were a stand-alone company, it would rank among the top five global retailers.⁶ (See [Figure 2](#).) Walmart International's business represents a solid chunk of Walmart's overall US\$500 billion in revenue for the fiscal year 2018.⁷

Figure 1 Walmart International Operations, February 2019

Market	Retail Units (February 2019)	Date of Entry
---------------	-------------------------------------	----------------------

Market	Retail Units (February 2019)	Date of Entry
Mexico	2,442	November 1991
Canada	411	November 1994
Argentina	92	August 1995
China	433	August 1996
United Kingdom	633	July 1999
Japan	332	March 2002
Costa Rica	256	September 2005
El Salvador	97	September 2005
Guatemala	250	September 2005
Honduras	105	September 2005
Nicaragua	103	September 2005
Chile	371	January 2009
India	22	May 2009

Source: "Where in the World Is Walmart?" *Walmart*. <http://corporate.walmart.com/our-story/our-locations> (last visited February 25, 2019).



Figure 2 The Largest Global Retailers, 2018

Source: Original graphic created based on information from "Global 500," *Fortune*, June 2018, <http://fortune.com/global500/list/filtered?sector=Retailing>.

With a market capitalization of close to US\$300 billion in 2019, ^{Page 275} Walmart is worth as much as the gross domestic product of Finland. Three of America's 15 richest individuals are from Walmart's low-profile Walton family, which still owns a 51 percent controlling stake. The company's portfolio ranges from superstores in the U.S. to bodegas in Mexico, the ASDA supermarket chain in Britain, Japan's nationwide network of Seiyu shops, and a controlling stake in South African retailer Massmart. Walmart sources many of its products from low-cost Chinese suppliers. If it were a country, Walmart would rank as China's tenth largest trading partner, ranking just below the U.K., spending \$50 billion annually on Chinese goods.^{8.9}

Walmart Early Internationalization

In venturing beyond its large domestic market, Walmart had a number of regional options, including entering Europe, Asia, or other countries in the Western hemisphere. (See [Figures 3](#) and [4](#).) At the time, however, Walmart lacked the requisite financial, organizational, and managerial resources to pursue multiple countries simultaneously. Instead, it opted for a logically sequenced approach to market entry that would allow it to apply the learning gained from its initial entries to subsequent ones. In the end, during the first five years of its globalization (1991 to 1995), Walmart decided to concentrate heavily on establishing a presence in the Americas: Mexico, Brazil, Argentina, and Canada. Obviously, Canada had the business environment closest to the U.S. and appeared to be the easiest entry destination. The other countries that Walmart chose as its first global points of entry—Mexico (1991), Brazil (1994), and Argentina (1995)—were those with the three largest populations in Latin America.^{[10](#)}

The European market had certain characteristics that made it less attractive to Walmart as a first point of entry. The European retail industry was mature, implying that a new entrant would have to take market share away from an existing player—a very difficult task. Additionally, there were well-entrenched competitors on the scene (e.g., Carrefour in France and Metro A.G. in Germany) that would likely retaliate vigorously against any new player. Further, as with most newcomers, Walmart's relatively small size and lack of strong local customer relationships would be severe handicaps in the European arena. In addition, the higher growth rates of Latin American and Asian markets would have made a delayed entry into those markets extremely costly in terms of lost opportunities. In contrast, the opportunity costs of delaying acquisition-based entries into European markets appeared to be relatively small.^{[11](#)}

While the Asian markets had huge potential when Walmart launched its globalization effort in 1991, they were the most distant geographically and different culturally and logistically from the U.S. market. It would have taken considerable financial and managerial resources to establish a presence in Asia.¹² However, by 1996, Walmart felt ready to take on the Asian challenge and it targeted China. This choice made sense in that the lower purchasing power of the Chinese consumer offered huge potential to a low-price retailer like Walmart. Still, China's cultural, linguistic, and geographical distance from the United States presented relatively high entry barriers, so Walmart decided to use two beachheads as learning vehicles for establishing an Asian presence.¹³

Country	2001	2002	2003	2004	2005	2006	2007	2008	2009
Argentina	11	11	11	11	11	11	13	21	28
Brazil	20	22	22	25	149	295	299	313	345
Canada	174	196	213	235	262	278	289	305	318
Chile	0	0	0	0	0	0	0	0	197
China	11	19	26	34	43	56	73	202	243
Costa Rica	0	0	0	0	0	0	137	149	164
El Salvador	0	0	0	0	0	0	63	70	77
Germany	94	95	94	92	91	88	0	0	0
Guatemala	0	0	0	0	0	0	132	145	160
Honduras	0	0	0	0	0	0	41	47	50
Japan	0	0	0	0	0	398	392	394	371
Mexico	499	551	597	623	679	774	889	1,023	1,197
Nicaragua	0	0	0	0	0	0	40	46	51
Puerto Rico	15	17	52	53	54	54	54	54	56
UK	241	250	258	267	282	315	335	352	358
South Korea	6	9	15	15	16	16	0	0	0
Total	1,071	1,170	1,288	1,355	1,587	2,285	2,757	3,121	3,615

Sources: Walmart Annual Reports for fiscal years 2001, 2002, 2003, 2004, 2005, 2006, 2007, 2008, 2009.

Figure 3 Walmart International Retail Unit Count (2001–2009)

Country	2010	2011	2012	2013	2014	2015	2016	2017	2018
Argentina	43	63	88	94	104	105	108	107	106
Botswana	0	0	0	12	11	11	11	11	11
Brazil	434	479	512	558	556	557	499	498	465
Canada	317	325	333	379	389	394	400	410	410
Chile	252	279	316	329	380	404	395	363	378
China	279	328	370	393	405	411	432	439	443
Costa Rica	170	180	200	205	214	217	225	234	247
El Salvador	77	78	79	80	83	89	91	90	95
Ghana	0	0	0	1	1	1	1	1	2
Guatemala	164	175	200	206	209	217	223	220	238
Honduras	53	56	70	72	75	81	82	95	103
India	1	5	15	20	20	20	21	20	20
Japan	371	414	419	438	438	431	346	341	336
Kenya	0	0	0	0	0	0	1	1	1
Lesotho	0	0	0	3	3	3	3	3	3
Malawi	0	0	0	2	2	2	2	2	2
Mexico	1,469	1,730	2,088	2,353	2,199	2,290	2,360	2,411	2,358
Mozambique	0	0	0	17	7	5	6	5	5
Namibia	0	0	0	3	3	4	4	4	4
Nicaragua	55	60	73	79	80	86	88	92	95
Nigeria	0	0	0	2	2	6	8	5	5
Puerto Rico	56	55	56	55	56	55	48	48	42
South Africa	0	0	305	333	346	360	366	373	382
Swaziland	0	0	0	1	1	1	1	1	1
Tanzania	0	0	0	1	1	1	1	1	1
Uganda	0	0	0	1	1	1	1	1	1
UK	371	385	541	565	576	592	621	631	642
Zambia	0	0	0	1	1	1	3	4	6
Total	4,112	4,612	5,665	6,203	6,163	6,345	6,347	6,411	6,402

Sources: Walmart Annual Reports for fiscal years 2010, 2011, 2012, 2013, 2014, 2015, 2016, 2017, 2018.

Figure 4 Walmart International Retail Unit Count (2010–2018)

During 1992–93, Walmart agreed to sell low-priced products to two Japanese retailers, Ito-Yokado and Yaohan, that would market these products in Japan, Singapore, Hong Kong, Malaysia, Thailand, Indonesia, and the Philippines. Then, in 1994, Walmart entered Hong Kong through a joint venture with the C.P. Pokphand Company, a Thailand-based conglomerate, to open three Value Club membership discount stores in Hong Kong.¹⁴

Success in Mexico and China

Overall, Walmart has had a very successful experience in Mexico. In 1991 Walmart entered into a joint venture with retail conglomerate Cifra and

opened a Sam's Club in Mexico City. In 1997 it gained a majority position in the company and in 2001 changed the store name to Walmart de Mexico, or, more commonly, "Walmex." In addition to its 256 Walmart Supercenters and 161 Sam's Club warehouses, Walmex also operates Bodega food and general merchandise discount stores, Superama supermarkets, and Suburbia apparel stores. The majority of its stores are located in and around Mexico City; however, it does business in over 145 cities throughout Mexico. As of 2019, Walmex operated over 2,300 stores in Mexico.¹⁵

The rapid growth of Walmex over the last decade has not been problem-free. A 2012 report by the *New York Times* uncovered widespread bribery occurring at the Walmex executive level, resulting in a five-year-long corruption investigation by the U.S. Justice Department. According to the *New York Times* report, a senior Walmart lawyer was contacted by a former executive at Walmart de Mexico in September 2005. In the e-mail and follow-up conversations, the former executive (later identified as the lawyer in charge of obtaining construction permits for Walmart de Mexico) indicated that Walmart de Mexico had paid bribes for permits throughout the country to fuel growth prospects. In response, Walmart dispatched investigators to Mexico City. Those investigators found overwhelming evidence of bribery and hundreds of suspect payments totaling more than US\$24 million. The investigation also found that Walmart de Mexico's top executives had Page 277 taken steps to conceal the evidence from Walmart's headquarters.¹⁶

Shortly after the investigation commenced, Walmart warned shareholders that its reputation could be affected by the bribery scandal. Shares dropped by 5 percent in April 2012, representing approximately US\$10 billion in value. Walmart noted that inquiries from media and law enforcement could affect the "perception among certain audiences of its role as a corporate citizen."¹⁷ Between 2012 and 2017, roughly two dozen representatives from the U.S. Justice Department, FBI, SEC, and IRS became involved in the investigation.

In 2017, Walmart finally reached a US\$300 million settlement agreement with the U.S. government, and in late 2018, Walmart agreed to a US\$160 million class-action settlement with its shareholders.^{18,19} In the wake of the investigation and bribery charges, Walmart has created a new executive position to ensure that all Walmart employees are complying with the U.S. Foreign Corrupt Practices Act.²⁰

In late 2006 the company was also approved by Mexico's Finance Ministry to open its own bank. In a country where 75 percent of citizens have never had a bank account due to high fees, “Banco Walmart de Mexico Adelante” added much-needed competition to the financial services industry and offered consumers lower fees than traditional banks.²¹ In November 2007, Walmex opened its first consumer bank, Banco Walmart, in Toluca; by December 2014, the company had opened branches in 2,100 stores. Banco Walmart especially targeted the low-income market in a country where just 24 percent of households have savings accounts, compared with 55 percent in Chile. In the short term, this strategy included luring newcomers with easy instructions and entry points, like minimum balances of less than US\$5 and no commissions, compared with US\$100 minimums at competing banks. Long term, Walmex's plans included boosting sales via debit cards and easing users into more profitable services like insurance. In 2014 alone, credit card sales grew by 50 percent, with over a half of a million active credit card users in total. Later that year, Walmex cashed in on the successes of Banco Walmart by selling the business to Inbursa for US\$250 million.^{22,23}

Walmex's plans for future growth involve more heavily targeting the 16–24-year-old age group, which constitutes 55 percent of Mexico's population. In 2019, Mexico ranked as Walmart's number one international destination with over 2,300 retail outlets, far ahead of its second major international destination, the United Kingdom, which had only 600 stores.²⁴ In 2018,

Walmart de Mexico was a top performer globally with a gross margin of 22.5 percent and 11 percent growth in net profit.²⁵

Though not as easy as its experience in Mexico, Walmart has also found decent success in China. Walmart entered the Chinese market in 1996 when it opened a Supercenter and Sam's Club in Shenzhen. As of 2019 the company had expanded to 443 stores with over 100,000 employees. In order to cater to its Chinese shoppers, Walmart has introduced “retail-tainment” and attempted to create a more hands-on shopping experience.²⁶ China's Tourism Bureau even named one underground Walmart store a tourist destination.²⁷

In addition to its own stores, Walmart has had a stake in the Taiwanese Bounteous Company Ltd., which owned the popular chain of Trust-Mart stores.²⁸ In late 2006, *The Wall Street Journal* publicized a US\$1 billion deal between Walmart and Bounteous, in which Walmart would acquire Trust-Mart's 100 stores over the course of three years. In light of Walmart's slowing U.S. sales and the termination of its operations in Germany and South Korea, the company's expansion in China is quite timely. Like its operations in Mexico, Walmart has also entered the Chinese financial service industry, by introducing a credit card with Bank of Communications Ltd.²⁹

Walmart's expansion has not gone unnoticed. Domestic Chinese rivals have also built up their businesses in order to compete. Shanghai Bailian Group purchased four rival supermarkets and department stores a decade ago, now employing over 200,000 and operating over 6,000 stores.³⁰ China Resources Enterprise has hired away managers from foreign chains and cut staff in order to increase its profitability.³¹ While these efforts signal greater competition for Walmart in particular, they are necessary for domestic companies to survive in China's US\$5 trillion retail market, which has been increasingly competitive ever since the country joined the WTO and dropped restrictions on foreign retailers.

Mixed Results in Europe and Japan

In 1998 Walmart entered the European market through Germany by acquiring 21 Wertkauf hypermarkets, one-stop shopping centers that offered a broad assortment of high-quality general merchandise and food. Germany was seen as the largest single base for retailing in Europe. Wertkauf's annual sales were about US\$1.4 billion, and its stores operated similar to the popular Walmart Supercenter format in the U.S. Walmart's executives considered Wertkauf as an “excellent fit” for Walmart and hoped that it would provide the company with an ideal entry into a new market.³²

However, Walmart's operations in Germany quickly turned into a costly struggle. There were a number of critical factors that the company underestimated when it entered the new market. First of all, the stores of the acquired German retail chain were geographically dispersed and often in poor locations. Also, Walmart had faced some serious cultural differences, which it tried to resolve by making one error after another. For example, the company initially installed American managers, who made some well-intentioned cultural gaffes, like offering to bag groceries for customers (Germans prefer to bag their own groceries) or instructing clerks to smile at customers (Germans, used to brusque service, were put off).³³

Other problems, however, were largely outside Walmart's Page 278 control. Two German discounters, Aldi and Lidl, dominated the grocery business, with smaller shops that featured cut-rate, though still good-quality, food. Aldi also heavily promoted one-week sales, featuring deeply discounted merchandise, ranging from wine to garden hoses, that draw customers back. While Walmart's vast size gave it enormous leverage in purchasing clothing and other goods, it had to buy much of the food for its German stores locally. And there, it lacked the muscle of Aldi, which had 4,100 shops and a presence in nearly every town in the country.³⁴

“Germany is the home of the discounter,” said Mark Josefson, a retail analyst at Kepler Securities in Frankfurt. “Walmart is not competing on price, and that is one of its main attributes in its home market.” Beyond these competitive pressures, there was another serious factor to consider, namely that the German consumer was one of the most parsimonious and price-conscious in Europe. Profit margins in German retailing were the lowest in Europe.³⁵

Walmart struggled in Germany for almost 8 years. Analysts said that Walmart Germany was losing about €200 million (£137 million) a year on a turnover of about €2 billion, despite several attempts to turn around the business. In 2006 it finally made the decision to withdraw from the German market, by selling its 85 German stores to the rival supermarket chain Metro and taking a pre-tax loss of about US\$1 billion (£536 million) on the failed venture.³⁶ The decision to sell out to the Metro Group came two months after Walmart sold its 16 stores in South Korea and it appeared a rare retreat by the world's largest retailer from its breakneck global expansion.³⁷

In contrast, Walmart's second retail destination in Europe, the United Kingdom, has brought the company much-needed success. Walmart entered the U.K. market in June 1999 by acquiring ASDA Group PLC, Britain's third-largest food retailer. Walmart offered £6.7 billion (US\$10.8 billion). The cash deal, which topped a rival bid from the British retail group Kingfisher PLC, was predicted to double Walmart's international business at a stroke and put it in a position to expand its retailing expertise throughout Europe.³⁸

Walmart executives said they hoped to draw upon ASDA's management talent and experience. ASDA's stores are a little less than half the size of Walmart's supercenters of more than 200,000 square feet (18,000 square meters) in the United States, but the lack of space in much of Europe for new out-of-town shopping developments could make ASDA's formula more relevant as a platform for expansion.³⁹

However, while the chain has been only a moderate success, delivering consistent results, Walmart has been frustrated in its efforts to expand, though competing in Britain's feverishly competitive supermarket industry has taught Walmart a good deal. Nevertheless, ASDA is now something of a center for excellence for its global grocery sales. The head of global marketing for Walmart is based at ASDA's head office in Leeds. And, in an example of Walmart's global distribution muscle, *The Wall Street Journal* reported that the best-selling wine in the whole of Japan is an own-label ASDA Bordeaux.⁴⁰

The third major strategic step in Walmart's early 2000s global expansion was entering the Japanese market. In 2002 Walmart set foot in Japan with the purchase of a 6 percent stake in the 371-store Seiyu chain. Despite continued losses, Walmart gradually raised its stake, making Seiyu a wholly owned subsidiary in June 2008. Walmart has had to confront numerous issues in Japan, from longtime Seiyu managers resisting its initiatives to a tendency among Japanese shoppers to equate low prices with inferior products. Also, bulk deals did not play well in a country where many lived in small urban apartments, and the country's grocery distribution system was populated with wholesalers who brokered deals between suppliers and retailers, skimming profits. Even rival Carrefour abandoned this market.⁴¹

Edward J. Kolodzieski was the man in charge of turning Seiyu around. As then-CEO of Walmart Japan, Kolodzieski slashed expenses, closed 20 stores, and cut 29 percent of corporate staff. In-store butchers were removed, with most meat now processed in a central facility. With the freed-up floor space, Seiyu bulked up meals-to-go offerings. To bypass the middlemen, Seiyu also boosted the number of products it imports directly from manufacturers by 25 percent in 2009, and focused on increasing sales of its own private-label brands.⁴²

The biggest change, however, was a shift away from weekly specials to “everyday low prices” in areas like baby care and pet products, and, eventually, throughout the store. Taking a page from Britain's ASDA, Seiyu instead used its marketing dollars to compare prices against competitors. With the pressure of prolonged recession, Japanese consumers have finally accepted that they can buy quality merchandise for a lower price.⁴³ After spending 100 billion yen (roughly US\$1.2 billion), Walmart's situation in Japan had stabilized by 2010, with two years of consistent profits.⁴⁴ As of 2019, Walmart holds at about 330 Seiyu stores across Japan.

Refocusing on Latin America

The year 2005 became another turning point in Walmart's strategy. Somewhat frustrated by strategic failure in Germany, and very slow expansion in the developed countries like Canada and the U.K., the company has turned its focus toward Latin America. Walmart has decided to leverage its positive experience in Mexico toward other South American countries. In 2005 Walmart successfully entered this market with the purchase of a 51 percent interest in Central American Retail Holding Company (CARHCO) from the Dutch retailer Royal Ahold NV. Rebranded as Walmart Central America, the company operates 811 supermarkets and other stores as of 2019 in the following five countries: Guatemala (250), El Salvador (97), Honduras (105), Nicaragua (103), and Costa Rica (256).⁴⁵ Walmart Central America Page 279 has approximately 37,500 associates.⁴⁶ Its sales during 2018 were approximately US\$5 billion.⁴⁷

Since first entering the Brazilian market in 1995, Walmart has struggled to achieve long-term stability. Initially, Walmart relied on acquisitions to expand its operations across Brazil; in March 2004, Walmart bought the 118-store supermarket chain Bompreco in northeastern Brazil for US\$300 million, and in 2006, the company made another successful deal with Portugal-based

Sonae by purchasing its 140 Brazilian stores for US\$757 million.⁴⁸ Frustrated by lackluster operating profit margins, Walmart focused on opening new locations, doubling the number of its stores in Brazil between 2007 and 2013. In 2017, Walmart announced plans to invest a further US\$320 million to upgrade stores, hoping that the improved store experience would boost sales. Despite these changes, sales growth continued to stall. After years of losses, in 2018 Walmart ultimately sold 80 percent of its Brazilian operations to Advent International Corp., a private equity firm. The transaction resulted in a US\$4.5 billion loss for Walmart.⁴⁹

Another step in the sequence of its strategic moves in Latin America was Walmart's expansion into Chile. In 2009, Walmart acquired a majority stake of D&S's (short for Distribucion y Servicio) 224-store chain for US\$1.6 billion. In acquiring D&S, the nation's leading grocer and third-largest retailer, Walmart hoped to cement its dominance in Latin America, where it is by far the biggest retailer with 50,000 employees and more than 380 stores as of 2019.⁵⁰ In Chile, Walmart entered a market that has long been inhospitable to foreign retailers. Home Depot, Carrefour, and JCPenney are among the companies that have tried, and failed, to make it in Chile, a nation of 17 million with the sixth-largest retail market in Latin America.⁵¹

The appeal of D&S goes well beyond its stores. About 1.7 million Chileans carry a Presto card issued by its financial services unit, up from 1.2 million in 2004. "There is a saying here that large retailers generate sales with [stores] and earnings with their credit cards," says Rodrigo Rivera, a partner with the Boston Consulting Group in Santiago.⁵²

Indeed, analysts estimate some South American retail chains generate upwards of 70 percent of their profits from financial services. (At D&S that figure was just 17 percent.) Walmart already offers financial services in Mexico and Brazil, though its attempts to launch a bank in the U.S. have failed.

The retailer is keen to grow the Presto business by adding more low-risk services such as selling life insurance for outside vendors.⁵³

Walmart's Plans for 2020 Forward

After several years of rapid international growth, Walmart presented revised plans in 2018 aimed at refocusing its expansion efforts on specific high-growth markets. At the same time, the company plans to scale back its operations in places where it has seen lackluster sales. The Indian, Chinese, Canadian, and African markets are key to Walmart's future international growth under this new international strategy, while Walmart's 2018 exit from Brazil, as discussed previously, represents an example of the company refocusing its resources.^{54,55}

China

In 2018, Walmart announced ambitious growth plans for China. By the end of 2020, the company hopes to double the number of its wholesale membership Sam's Club locations, add “intelligent” features and automation to its existing locations, and expand its online retail and delivery services.⁵⁶

Rather than being the “largest” retailer in China, Walmart is aiming to be the most trusted. This long-term goal includes improving the perceived quality of the goods it sells. Though online retailer Alibaba still holds a dominant lead in online market share, Walmart has invested in companies and digital infrastructure over the past few years to ensure that it will be a market leader in the booming Chinese e-commerce sector. In 2012, the company acquired Yihaodian, an online retailer that sells perishable goods, and in 2015, Walmart released a cell phone app to provide consumers with the ability to order products for either home or in-store delivery. In 2018, Walmart, along with Chinese e-retailer JD.com, invested a further US\$500 million in Dada-JD Daojia, an online delivery grocery service.^{57,58}

India

The other attractive growing market from the BRIC group that also drew Walmart's attention is India. India is widely regarded as one of the world's fastest-growing retail markets—and one of the most frustrating for foreign retailers. Despite the liberalization of the Indian economy, foreign companies are still prohibited from owning a majority stake in grocery stores. Due to the legal and logistical difficulties of entering the Indian marketplace, Walmart has adopted a strategy of partnering with local companies. Walmart originally joined with the Bharti Group, an Indian conglomerate, to form a joint venture intended to open stores under the Best Price Modern Wholesale brand name. During their five-year partnership, Walmart and the Bharti Group opened 20 stores in urban centers across India. Though the partnership was amicably dissolved in 2013, Walmart remains open to using the joint-venture approach as it expands across the country.⁵⁹

Walmart's long-term India strategy, however, revolves around online sales. In the summer of 2018, Walmart announced that it had purchased a majority share in Flipkart, the largest e-commerce website in India. The US\$16 billion deal gave Walmart a nearly 80 percent share in Flipkart. By leveraging Flipkart's digital and logistical infrastructure, Walmart hopes to be able to compete with Amazon and Snapdeal, another Indian e-commerce platform. Although bureaucratic red-tape continues to complicate Walmart's brick-and-mortar and e-commerce sales within India, the company is banking on its revised strategy to ensure that it maintains its status as a major retailer within the country.⁶⁰

Canada

Established in 1994 and headquartered in Mississauga, Ontario, Walmart Canada currently operates 410 stores and serves more than 1.2 million customers each day across Canada. Walmart is Canada's third-largest

employer with more than 90,000 associates and was recently named one of Canada's top ten corporate cultures by Waterstone Human Capital.⁶¹

In October 2018, Walmart Canada announced that the company will invest US\$175 million in capital improvements over the following year. Plans included renovating 23 supercenters, adding grocery delivery services, and building a new fulfillment center in British Columbia. In total, about 2,500 construction jobs will be created by the investment.⁶²

In addition to store renovations, Walmart Canada is investing tens of millions of dollars into its distribution network and e-commerce projects. Walmart Canada's website currently receives 600,000 customers every day and boasts 150,000 different items for sale. Online ordering, with instore pickup, constitutes a portion of this current e-commerce investment. Walmart's focus on improving its distribution centers is aimed at increasing the company's market share in the fresh food and grocery sector.⁶³

Walmart Canada has leveraged the failure of other foreign retailers within Canada to its advantage. When Target announced that it would be withdrawing from the Canadian market in 2015, leaving a network of 133 empty big-box retail spaces in its wake, Walmart Canada saw the opportunity to acquire discounted real estate. Walmart Canada ultimately agreed to purchase 13 former Target locations, as well as a distribution center.⁶⁴

South Africa

Walmart first emerged in South Africa through its US\$2.4 billion purchase of 51 percent of Massmart, the country's third-largest retailer, in 2010. Since then, Walmart has been slow to expand. A lack of infrastructure has caused headaches; at the current time, distribution networks across the country are inconsistent, increasing the amount of time that it takes products to reach consumers. Additionally, there are not enough shopping centers and malls to accommodate stores as large as Massmart. In response, Walmart is moving

toward building standalone stores. Between 2019 and 2021, Walmart planned to construct 47 new ground-up stores.^{65,66} Walmart also views South Africa as a bridge to the rapidly emerging African marketplace. Walmart entered Nigeria in 2015, and the company maintains 5 locations within the country as of 2019. The Massmart brand also has plans to open a few stores in strategic locations in Kenya and Zambia by 2021.^{67,68,69}

Walmart's [Global.com](#) Challenge to [Amazon.com](#)

Sensing the shift towards digital sales in both developed and developing economies, Walmart has heavily invested in building its e-commerce infrastructure. The company has spent tens of billions since its first big investments back in 2015.

With more commerce being conducted on smartphones, Walmart introduced a new mobile app to improve the user interface. Unlike Amazon, which has no physical stores, Walmart sees digital ordering with in-store pickup as a unique niche with potentially high growth. Grocery items, with the need to be refrigerated, are not able to be easily fulfilled by other online retailers, like Amazon, but are well-suited for in-store pickup at a Walmart. Using the Walmart app, customers can order groceries and other fresh food items and quickly pick up their merchandise in person.

Walmart is also developing and modernizing its delivery and fulfillment systems. To a large degree, this means emulating Amazon's strategy. To compete with Amazon's "Prime" shipping services, Walmart has begun offering free two-day shipping. Amazon Prime has led to increased consumer loyalty, a benefit Walmart also hopes to gain. To modernize its delivery services and increase its ability to ship to all locations around the world, Amazon is currently developing drone delivery services. Walmart also announced its intent to utilize drones in the near future.

Building an extensive online infrastructure has the secondary benefit of increasing the variety of digital products that companies like Amazon and Walmart can offer. Specifically, companies with a massive networking infrastructure can provide customers with online services, like cloud storage, using the servers that they already have purchased. Amazon first took advantage of this by offering free storage space to Prime members and to other customers for a monthly fee. Walmart has followed by introducing OneOps, an open-source cloud service.

Despite the progress, Walmart's online sales still lag far behind Amazon's. While Walmart's product line consists of nearly 1 million items, Amazon boasts over 500 million. However, Walmart is gaining some ground. In 2018, Walmart's online sales grew by a staggering 40 percent. During the same period, Amazon's sales grew by only about 20 percent, slightly narrowing the still overwhelming lead in global online sales. By the end of 2018, Walmart recorded US\$21 billion in online sales while Amazon recorded a record US\$230 billion, leading some to question if Walmart could ever pose as a serious e-commerce challenger.[70,71,72,73,74](#)

Continued Challenges with Corporate Responsibility

Like other retailers, Walmart continues to face challenges from its exposure to the realities of production and sales in emerging and developing regions. On the sales side, as noted above, Walmart has been embroiled in corruption scandals in Mexico and India. On the production side, a fire at a Page 281 Bangalore textile factory in late 2012 and two horrific accidents at garment factories in Bangladesh in 2013 have placed renewed pressure on U.S. and European clothing brands to take greater responsibility for the working conditions of the factories from which they source products. What happened in Bangladesh has underscored the difficulties and vulnerabilities of outsourcing production to sometimes unreliable and unethical suppliers.

In early 2013, more than 1,000 workers were killed when an eight-story garment factory in Dhaka caught fire while thousands worked inside. Not two weeks later, a fire killed eight workers in another site in Bangladesh. After initially denying it had production at these locations, Walmart eventually confirmed that it had ordered garments from a supplier who utilized the plant.⁷⁵ Then, on June 11, another fire erupted at a Dickies garment factory on the outskirts of Dhaka, causing employees to run from the building, raising further questions about safety in Bangladeshi factories.⁷⁶

As a result, Walmart and the Gap Inc. subsequently announced their signing of the Bangladesh Worker Safety Initiative to ensure factory safety in Bangladesh. This agreement, backed by a US\$50 million commitment, will be overseen by the Bipartisan Policy Center, a nonprofit group based in Washington. As part of this effort, various U.S. retail trade groups who had been concerned about the legal liability associated with the competing, European-dominated agreement will join with Walmart and the Gap.⁷⁷ On June 25, 2013, the Obama administration announced it was suspending trade privileges with Bangladesh, removing the country from the list of countries with most-favored-trade status. The move came after pressure from unions and continuing concerns about the Bangladeshi government's ability to maintain safe working conditions in its factories.⁷⁸ Walmart and other retailers continue to struggle with how to manage extended global supply chains with multiple layers of suppliers.

Questions for Review

1. What was Walmart's early global expansion strategy? Why did it choose to first enter Mexico and Canada rather than expand into Europe and Asia?

2. What cultural problems did Walmart face in some of the international markets it entered? Which early strategies succeeded and which failed? Why? What lessons did Walmart learn from its experience in Germany and in Japan?
3. How would you characterize Walmart's Latin America strategy? What countries were targeted as part of this strategy? What potential does this region bring to Walmart's future global expansion? What cultural challenges and opportunities has Walmart faced in Latin America?
4. What group of countries will be targeted for Walmart's future growth? What are the attractiveness and risk profiles of these countries? What regions of the world do you think will be vital for Walmart's future global expansion?
5. How would you characterize Walmart's response to pressure for greater ethics and social responsibilities in its expansion strategy and supply chain? Are its responses appropriate and adequate?

Exercise

You are part of Walmart's global strategic planning group and have been asked to explore the benefits and challenges of expansion into the following regions. Divide your group into six teams, each representing a country or region of the world other than North America.

Team	Country/Region
1	Latin America
2	Western Europe
3	Central/Eastern Europe

Team	Country/Region
4	Japan
5	China
6	Russia

Describe the opportunities and challenges of expansion in your assigned country or region. Be sure to summarize the cultural environment, how it differs from the U.S., and what challenges that might pose for the company.

Prepared by Tetyana Azarova of Villanova University under the supervision of Professor Jonathan Doh.

ENDNOTES

1. Jennifer McTaggart, "Walmart versus the World," *Progressive Grocer*, October 15, 2003, 20.
2. Mark Landler, "Wal-Mart Decides to Pull Out of Germany," *New York Times*, July 28, 2006, <https://www.nytimes.com/2006/07/28/business/28cnd-shop.html>.
3. David Lague, "Unions Triumphant at Walmart in China," *New York Times*, October 12, 2006, https://www.nytimes.com/2006/10/12/business/worldbusiness/12iht-unions.3134329.html?_r=0.
4. "Walmart China Factsheet," Walmart, <http://www.walmartchina.com/english/walmart/index.htm>.
5. "Where in the World Is Walmart?" Walmart, <http://corporate.walmart.com/our-story/our-locations> (last visited February 25, 2019).

6. “Global 500,” *Fortune*, June 2018,
<http://fortune.com/global500/list/filtered?sector=Retailing>.
7. “2018 Annual Reports,” Walmart,
https://s2.q4cdn.com/056532643/files/doc_financials/2018/annual/WMT-2018_Annual-Report.pdf.
8. Hiroko Tabuchi, “Walmart's Imports from China Displaced 400,000 Jobs, a Study Says,” *New York Times*, December 9, 2015,
<https://www.nytimes.com/2015/12/09/business/economy/walmart-china-imports-job-losses.html>.
9. Daniel Workman, “China's Top Trading Partners,” *WTE*, January 25, 2019, <http://www.worldstopexports.com/chinas-top-import-partners>.
10. Vijay Govindarajan and Anil K. Gupta, “Taking Walmart Global: Lessons from Retailing's Giant,” *Strategy + Business*, June 19, 2002,
<https://www.strategy-business.com/article/13866?pg=all>.
11. Ibid.
12. Ibid.
13. Ibid.
14. Ibid.
15. “Walmart Annual Report 2018.”
16. David Barstow, “Vast Mexico Bribery Case Hushed Up by Wal-Mart after Top-Level Struggle,” *New York Times*, April 21, 2012,
https://www.nytimes.com/2012/04/22/business/at-wal-mart-in-mexico-a-bribe-inquiry-silenced.html?_r=1.
17. Stephanie Clifford, “Bribery Case at Wal-Mart May Widen,” *New York Times*, May 17, 2012,

<https://www.nytimes.com/2012/05/18/business/wal-mart-concedes-bribery-case-may-widen.html?pagewanted=all>.

18. Aruna Viswanatha and Sarah Nassauer, “U.S. Asks Wal-Mart to Pay \$300 Million to Settle Bribery Probe,” *Wall Street Journal*, May 9, 2017, <https://www.wsj.com/articles/u-s-asks-wal-mart-to-pay-300-million-to-settle-bribery-probe-1494366397>.
19. Sarah Nassauer, “Walmart to Pay \$160 Million to Settle Shareholder Suit,” *Wall Street Journal*, October 26, 2018, <https://www.wsj.com/articles/walmart-to-pay-160m-to-settle-shareholder-suit-1540597902>.
20. David Welch, “Wal-Mart Mexico Probe Threatening Global Growth Success: Retail,” *Bloomberg BusinessWeek*, April 25, 2012, <https://www.bloomberg.com/news/articles/2012-04-25/wal-mart-mexico-probe-threatening-global-growth-success-retail>.
21. Geri Smith, “In Mexico, Banco Walmart,” *BusinessWeek*, November 20, 2006.
22. Carolyn Whelan, “Walmart Gets Its Bank—in Mexico,” *Fortune*, January 29, 2008, http://archive.fortune.com/2008/01/28/news/international/walmart_bank.fortune/index.htm?section=money_latest.
23. Amy Guthrie, “Wal-Mart de Mexico Sells Bank Business to Inbursa,” *Wall Street Journal*, December 18, 2014, <https://www.wsj.com/articles/wal-mart-de-mexico-sells-bank-business-to-inbursa-1418941370?cb=logged0.9633912930255639>.
24. “Walmart Annual Report 2018.”

25. “Walmart in Mexico Squeezes Suppliers, Profits Jump in Quarter,” Reuters, February 13, 2019, <https://www.reuters.com/article/us-walmex-results/walmart-in-mexico-squeezes-suppliers-profits-jump-in-quarter-idUSKCN1Q22SS>.
26. Clay Chandler, “The Great Walmart of China,” *Fortune*, July 25, 2005, https://money.cnn.com/magazines/fortune/fortune_archive/2005/07/25/8266651/index.htm.
27. Pallavi Gogoi, “Walmart's China Card,” *BusinessWeek*, July 26, 2005.
28. “Walmart's Cheap Doubling in China,” 24/7 Wall Street, February 27, 2007, https://247wallst.com/2007/02/walmarts_cheap_.html.
29. “GE, Wal-Mart, Shenzhen Bank Tie Up on China Credit Card,” Reuters, January 18, 2007, <https://www.reuters.com/article/us-financial-china-walmart-ge/gewal-martshenzhen-bank-tie-up-on-china-credit-card-idUSL2490627520061024>.
30. Bailian Group, <http://www.bailiangroup.cn/html/english>.
31. Gogoi, “Walmart's China Card.”
32. Ernest Beck, “Wal-Mart Stores Acquires 74 German Hypermarkets,” *Wall Street Journal*, December 10, 1998, <https://www.wsj.com/articles/SB913209813116475000>.
33. Mark Lander, “Walmart Gives Up Germany—Business—International Herald Tribune,” *New York Times*, July 28, 2006, <https://www.nytimes.com/2006/07/28/business/worldbusiness/28iht-walmart.2325266.html>.
34. Ibid.

- Mark Landler, “Wal-Mart Gives Up Germany—Business—
35. International Herald Tribune.” *New York Times*, July 28, 2006.
 36. Allan Hall, Tom Bawden, and Sarah Butler, “Walmart Pulls Out of Germany at Cost of \$1bn,” *The Times*, July 29, 2006.
 37. Lander, “Walmart Gives Up Germany.”
 38. Tom Buerkle, “\$10 Billion Gamble in U.K. Doubles Its International Business: Walmart Takes Big Leap into Europe,” *New York Times*, June 15, 1999,
<https://web.archive.org/web/20080226063515/http://www.iht.com/articles/1999/06/15/walmart.2.t.php>.
 39. Ibid.
 40. Andrew Clark, “Wal-Mart, the US Retailer Taking Over the World by Stealth,” *Guardian*, January 12, 2010,
<https://www.guardian.co.uk/business/2010/jan/12/walmart-companies-to-shape-the-decade>.
 41. Matthew Boyle, “Walmart’s Painful Lessons,” *BusinessWeek*, October 13, 2009, https://www.dii.uchile.cl/wp-content/uploads/2011/05/13_BUSINESS_WEEK_WalMarts_Painful_Lessons.pdf.
 42. Ibid.
 43. Ibid.
 44. Mariko Sanchanta, “Wal-Mart Bargain Shops for Japanese Stores to Buy,” *Wall Street Journal*, November 15, 2010, B1.
 45. “Unit Counts by Country January 31, 2019,” February 19, 2019,
https://s2.g4cdn.com/056532643/files/doc_financials/2019/Q4/WMT-

[Detailed-Unit-Count-FY2019-January.pdf](#).

46. “Central America Fact Sheet,” October 2018,
https://corporate.walmart.com/media-library/document/central-america-market-fact-sheet-october-2018/_proxyDocument?id=00000166-7833-dffa-a767-78f726ea0001.
47. “Walmart's Killing It in Central America,” June 15, 2018,
<https://www.bloomberg.com/news/articles/2018-06-15/amid-walmart-s-worldwide-rebuild-central-america-retains-allure>.
48. Gordon Platt, “Wal-Mart Bets Big on Brazil's Market,” *Global Finance*, January 1, 2006, <https://www.gfmag.com/magazine/january-2006/milestones--wal-mart-bets-big-on-brazils-market->.
49. Sarah Nassauer and Luciana Magalhaes, “Walmart Sheds Majority Stake in Brazil Operation,” *Wall Street Journal*, June 4, 2018,
<https://www.wsj.com/articles/walmart-sells-majority-stake-in-brazil-operation-1528120591>.
50. Alicia Mares, “Walmart Opens First Cashier-Free Store in the Americas in Chile,” *Fashion Network*, January 3, 2019,
<https://us.fashionnetwork.com/news/Walmart-opens-first-cashier-free-store-in-the-Americas-in-Chile,1052952.html#.XMiyKLdKjIU>.
51. Boyle, “Walmart's Painful Lessons.”
52. Ibid.
53. Ibid.
54. Sarah Nassauer, “Walmart Resets Its International Ambitions,” *MarketWatch*, April 30, 2018,
<https://www.marketwatch.com/story/walmart-resets-its-international-ambitions-2018-04-30>.

55. Krystina Gustafson and Courtney Reagan, “Wal-Mart to Close 269 Stores as It Retools Fleet,” CNBC, January 15, 2016, <https://www.cnbc.com/2016/01/15/wal-mart-to-close-269-stores-as-it-retools-fleet.html>.
56. Wang Zhuoqiong, “Walmart Looking to Expand Retail Footprint in China,” *China Daily*, April 3, 2018, <http://global.chinadaily.com.cn/a/201804/03/WS5ac2d4f1a3105cdcf6515e49.html>.
57. Laurie Burkitt, “Wal-Mart Says It Will Go Slow in China,” *Wall Street Journal*, April 29, 2015, <https://www.wsj.com/articles/wal-mart-to-open-115-stores-in-china-by-2017-1430270579?cb=logged0.09944356285914002>.
58. Saheli Roy Choudhury, “Walmart and [JD.com](http://www.jd.com) Invest \$500 Million in a Chinese Online Delivery Company,” CNBC, August 9, 2018, <https://www.cnbc.com/2018/08/09/jdcom-walmart-invest-500-million-in-chinese-company-dada-jd-daojia.html>.
59. Shashank Bengali, “Wal-Mart, Thwarted by India's Retail Restrictions, Goes Big: Wholesale,” *Los Angeles Times*, July 23, 2015, <https://www.latimes.com/world/asia/la-fg-india-walmart-20150723-story.html>.
60. “Walmart and Flipkart Announce Completion of Walmart Investment in Flipkart, India's Leading Marketplace eCommerce Platform,” Walmart, August 18, 2018, <https://news.walmart.com/2018/08/18/walmart-and-flipkart-announce-completion-of-walmart-investment-in-flipkart-indias-leading-marketplace-e-commerce-platform>.
61. “Our Story,” Walmart Canada, <https://www.walmartcanada.ca/our-story>.

62. “Walmart Canada Invests \$175 Million, Creates 2,500 Construction Jobs in Store Updates to Enhance Customer Experience,” Walmart, October 11, 2018, <https://www.walmartcanada.ca/news/2018/10/11/walmart-canada-invests-175-million-creates-2-500-construction-jobs-in-store-updates-to-enhance-customer-experience>.
63. “Our Business,” Walmart Canada, <https://www.walmartcanada.ca/our-story/our-business>.
64. Phil Wahba, “Target's Loss Is Wal-Mart's Gain in Canada,” *Fortune*, May 8, 2015, <http://fortune.com/2015/05/08/walmart-target-canada>.
65. Tiisetso Motsoeneng, “Wal-Mart Makes Slow Progress Navigating Africa's Challenges,” *Reuters*, June 2, 2015, <https://www.reuters.com/article/us-wal-mart-stores-africa-idUSKBN0OI12V20150602>.
66. Kim Souza, “Walmart's 7-Year Gamble in Africa Slowly Paying Off,” *TB&P*, September 18, 2018, <https://talkbusiness.net/2018/09/walmarts-7-year-gamble-in-africa-slowly-paying-off>.
67. “Massmart Announces Plans to Expand to Angola,” *Ventures*, April 9, 2014, <http://venturesafrica.com/massmart-announces-plans-to-expand-to-angola>.
68. Yomi Kazeem, “Walmart Is Planning to Open Retail Outlets in Nigeria,” *Quartz*, July 31, 2015, <http://qz.com/469407/walmart-is-planning-to-open-retail-outlets-in-nigeria>.
69. Nqobile Dlodla, “UPDATE 2-Massmart to Focus Africa Expansion Plans on Kenya, Zambia,” *Reuters*, February 28, 2019,

<https://www.reuters.com/article/massmart-results/update-2-massmart-to-focus-africa-expansion-plans-on-kenya-zambia-idUSL5N20N0QJ>.

70. Phil Wahba, "In 2015, Amazon Ate Even More of Walmart's Lunch," *Fortune*, December 22, 2015, <http://fortune.com/2015/12/22/retail-ecommerce-2015-amazon-walmart>.
71. Madeline Vuong, "Walmart's E-commerce Growth Slows to 8% as Amazon Soars to Record Sales," *Geek Wire*, February 18, 2016, <https://www.geekwire.com/2016/walmart-and-amazon-face-off-over-online-retail-market>.
72. Sarah Perez, "Walmart Passes Apple to Become No. 3 Online Retailer in U.S.," *Tech Crunch*, November 16, 2018, <https://techcrunch.com/2018/11/16/walmart-passes-apple-to-become-no-3-online-retailer-in-u-s>.
73. Seth Fiegerman, "Amazon Has Its First \$200 Billion Sales Year, but Growth Is Slowing," *CNN Business*, January 31, 2019, <https://www.cnn.com/2019/01/31/tech/amazon-earnings-q4-2018/index.html>.
74. James Risley, "Walmart's US Ecommerce Revenue Grows 40% in 2018," *Digital Commerce 360*, February 19, 2019, <https://www.digitalcommerce360.com/2019/02/19/walmarts-us-ecommerce-revenue>.
75. Mathew Mosk, "Walmart Fires Supplier after Bangladesh Revelation," *ABC News Blotter*, May 15, 2013, <https://abcnews.go.com/Blotter/wal-mart-fires-supplier-bangladesh-revelation/story?id=19188673#.Ua3fGEC7Itg>.

76. Ulfikar Ali Manik and Jim Yardley, “Another Garment Factory Scare in Bangladesh,” *New York Times*, June 14, 2013, A11.
77. Steven Greenhouse, “U.S. Retailers Announce Safety Plan,” *New York Times*, May 31, 2013, B6.
78. Steven Greenhouse, “Obama to Suspend Trade Privileges with Bangladesh,” *New York Times*, June 28, 2013, B1.



PART THREE

INTERNATIONAL STRATEGIC MANAGEMENT



Chapter 8

STRATEGY FORMULATION AND IMPLEMENTATION

OBJECTIVES OF THE CHAPTER

All major MNCs formulate and implement strategies that result from a careful analysis of both external and internal environments. In this process, an MNC will identify the market environment for its goods and services and then evaluate its ability and competitive advantage to capture the market. The success of this strategic planning effort will largely depend on accurate forecasting of the external environment and a realistic appraisal of internal company strengths and weaknesses. In recent years, MNCs have relied on their strategic plans to help refocus their efforts by abandoning old domestic markets and entering new global markets. This strategic global planning process has been critical in their drive to gain market share, increase profitability, and, in some cases, survive. Strategies can be formulated from any level of management, but middle management plays a key role in ensuring that decisions are put into subsequent action.

[Chapter 5](#) addressed overall management across cultures. This chapter focuses on strategic management in the international context, and the basic steps by which a strategic plan is formulated and implemented are examined. The specific objectives of this chapter are

1. **DISCUSS** the meaning, needs, benefits, and approaches of the strategic planning process for today's MNCs.

2. **UNDERSTAND** the tension between pressures for global integration and national responsiveness and the four basic options for international strategies.
3. **IDENTIFY** the basic steps in strategic planning, including environmental scanning, internal resource analysis of the MNC's strengths and weaknesses, and goal formulation.
4. **DESCRIBE** how an MNC implements the strategic plan, such as how it chooses a site for overseas operations.
5. **REVIEW** the three major functions of marketing, production, and finance that are used in implementing a strategic plan.
6. **EXPLAIN** specialized strategies appropriate for emerging markets and international new ventures.

The World of International Management

Starbucks' Caffeinated Push for Global Growth

Since the introduction of the first coffeehouse in downtown Seattle, Starbucks, the world's most recognizable coffee brand, has aggressively expanded around the globe. By January 2019, the company was operating in 78 markets, with more than 29,000 retail stores and 280,000 employees worldwide. Stagnant growth in the U.S. coffee market means that international expansion will continue to be a key driver for Starbucks in the coming years. In particular, Starbucks is targeting China, where it hopes to double its retail presence by 2022, and Italy, where the inspiration for the Starbucks coffeehouse concept originated.¹

Success in both markets will depend heavily on Starbucks's formulation of a strong expansion strategy. In China, political challenges make entering the market so difficult that many international companies have been discouraged from even attempting entry. In Italy, Starbucks' difficulties will stem from the preferences of Italian consumers, who are notorious for being painstakingly particular with their cup of espresso. Will Starbucks be able to overcome these two very different sets of challenges to achieve strong growth in both markets?

Starbucks in China

Since opening its first store in Beijing over two decades ago, Starbucks has swelled to 3,600 stores across more than 150 cities in China. The company's aggressive expansion goals include doubling its presence in the country by 2022; this equates to opening a new store every 15 hours.²

Gaining the trust of Chinese customers, employees, and government officials has been a central element of Starbucks' strategy in China. Starbucks pays much higher wages than its rivals and provides additional benefits, such as an employee stock ownership plan. Health care plans are offered to employees and critical illness insurance is available for workers' parents. These benefits not only positively impact employees but also build goodwill for the Starbucks brand as a whole. Like most successful foreign companies operating in China, Starbucks also maintains a strategically close relationship with the political leaders of the country. To cement its standing with China's government, Starbucks appointed a female Chinese

CEO, Belinda Wong, rather than an American, to run the company autonomously.³

These initiatives have not been cheap. Large losses in the early years raised concerns over future profitability and growth. However, as the Chinese economy soared during the early 2000s, Starbucks reaped enormous dividends. Starbucks is now a preferred employer among Chinese workers, and local Chinese government officials have praised Starbucks for creating hundreds of jobs in their region. Moreover, to support the operations of its thousands of stores, Starbucks maintains strategic partnerships with more than 50,000 local suppliers in China.^{4.5}

Perhaps Starbucks' most significant partner is Chinese tech giant Alibaba. Together, the companies launched a first-of-its-kind mobile application that functions as a virtual store, integrating and enhancing the digital customer experience. The virtual store unifies Starbucks' mobile application with Alibaba's customer-facing applications, including Taobao, Tmall, and Alipay. In addition to providing an alternative method to buying and paying for coffee, the application functions as a marketplace for Starbucks-branded products and gift cards. Through this partnership, Starbucks now has access to more than 600 million monthly active users on Alibaba's digital marketplace.⁶

Despite all of this success in the Chinese marketplace, Starbucks must continue to evolve to maintain its momentum. Slowing economic growth in China may force Starbucks to redesign its expansion strategy within the country. Furthermore, the price of Starbucks coffee and specialty espresso drinks, which are a third more expensive in China than in the United States, has opened the door for increased competition. Costa Coffee, which operated about 400 stores in China in 2018, is planning to triple its presence in the country by 2022.⁷

Chinese start-up Luckin Coffee opened nearly 2,000 stores across China in 2018 alone and aimed to double that figure in 2019.⁸ Whether or not Starbucks' goal of over 6,000 stores by 2022 is achievable is yet to be seen. However, if the company can continue to adapt its strategy to changing market conditions, find new ways to enhance the customer experience, and maintain its position as a market leader despite increased competition, Starbucks will likely find financial success in the Chinese marketplace for many years to come.

Starbucks in Italy

Italy, the birthplace of espresso, had long been considered a market that was out of reach for Starbucks. Although the Starbucks coffeehouse concept was inspired by local espresso bars in Italy, many Italians were not receptive to an American corporation attempting to emulate their long-established coffee culture. Competing with local coffee establishments would be difficult, if not impossible. Starbucks spent years investigating the market, and in 2018, 32 years after its first international expansion in Canada, the company decided to open a store in Milan, Italy.⁹

Starbucks developed a few key strategies for entering the Italian market. First, the company knew that it could not give the impression that the Starbucks brand was superior to locally brewed brands. Second, Starbucks realized that it would need to embrace the true Italian coffee culture, in which conversations and time spent with people are just as important as the coffee itself. Third, to ensure that the coffee was acceptable to Italian expectations, the coffee would need to be of the highest quality, pure, and affordable.¹⁰

With this strategy established, Starbucks opted to open a flagship “Reserve Roastery” location, right in the heart of Milan, as its first Italian location.¹¹ The Roastery functions more as an upscale store, where customers can have a premium experience, than as a traditional, Italian-inspired espresso bar. Customers can relax in the café-like setting while they enjoy a cup of espresso, engage in conversation, or watch coffee beans being roasted.¹² Starbucks also developed unique, local products for its Milan Roastery to appeal to regional consumers. Partnering with a famed Milanese baker, Princi, the Roastery serves authentic Italian pastries. Furthermore, the menu includes wood-fired brick oven pizzas, cocktails, and gelatos—all of which differentiate the Roastery from traditional Italian espresso bars.¹³

Despite the success of the Milan Reserve Roastery, Starbucks still faces challenges to any future expansion in the Italian market. Many Italians still believe that the quality of a typical cup of espresso or cappuccino at Starbucks lags far behind traditional espresso bar brews. Starbucks’ price point remains high compared to local competitors, and imitators have opened similar upscale coffee cafés in close proximity to the Reserve Roastery.^{14,15} Starbucks is still treading the water lightly before planning any future expansion in Italy. As perhaps said best by former Starbucks CEO Howard Shultz, “We are not coming here to teach Italians how to make coffee, we’re coming here with humility and respect, to show what we’ve learned.”¹⁶

Strategic management—the formulation and implementation of a strategy—is a critical function in today’s global business environment. Starbucks and the other large companies are increasingly drawn to the international markets because of their growth prospects and potential. At the same time, slow growth of the U.S. and European

retail markets is exerting pressures on traditional companies to seek alternative income streams while reshaping their basic business models.

In this chapter, we examine how multinational corporations use strategic management in their global operations. When formulated and implemented wisely, strategic management sets the course for a company's future. It should answer two simple questions: "Where are we going?" and "How are we going to get there?" Some strategies are consistent across markets, while others must be adapted to regional situations. In either case, a firm's global strategy should support decision making in all major operations.

As you read this chapter, think of yourself as a manager in a large, multinational firm. How might you go about developing a strategic plan to capture greater market share and expand the types of products you are selling? There are some basic steps involved in creating a strategy, but, first, let us take a look at what strategic management is and why it is so important.

■ Strategic Management

Strategic management is the process of determining an organization's basic mission and long-term objectives and then implementing a plan of action for pursuing this mission and attaining these objectives. For most companies, regardless of how decentralized, the top management team is responsible for setting the strategy. Middle management has sometimes been viewed as primarily responsible for the strategic implementation process, but now companies are realizing how imperative all levels of management are to the entire process. For example, Volvo discovered that while managers do inform

team members of new strategic plans, the most informed, enthusiastic, and effective managers were those who were involved in the entire process.¹⁷

strategic management

The process of determining an organization's basic mission and long-term objectives, then implementing a plan of action for attaining these goals.

As companies go international, strategic processes take on added dimensions. A good example is provided by Citibank (a unit of Citicorp), which opened offices in China in 1902 and continued to do business there until 1949, when communists took power. However, in 1984 Citibank quietly returned, and over the last three decades the firm has been slowly increasing its presence in China.¹⁸ Some ways Citibank has done this include opening new branches, expanding the employee base, and increasing stakes in local companies such as Shanghai Pudon Development Bank Co.¹⁹ The Chinese banking environment is closely regulated by the government, and for many years Citibank's activities were restricted to making local currency loans to foreign multinationals and their joint-venture partners. However, China's admission into the World Trade Organization (WTO) is changing all of this. Under WTO provisions, local corporations, such as personal computer maker Lenovo, consumer appliance maker Haier, and telecom service provider China Telecom, will all be able to turn to foreign banks for local currency loans. In 2007, Citibank was one of the first foreign banks to incorporate locally within China, and, as of 2019, Citibank China had 47 branches in 13 Chinese cities, earning roughly US\$800 million in revenue annually.^{20,21}

Additionally, under WTO rules, the bank is now allowed to offer consumer financial services such as credit cards and home mortgages. In 2012, Citibank became the first foreign bank authorized to offer its own independent credit cards.²² Today, Citibank leads all foreign competition in total transaction volume within the Chinese credit card market.²³ With more

consumers across China—and the Asia-Pacific region as a whole—gaining access to smartphones, Citibank is now focusing on digitization of its services. Deposits in the Asia-Pacific region continue to grow, reaching US\$85 billion in 2018. Today, Asia is Citibank’s second largest market behind North America.^{24,25}

While this chapter focuses on the larger picture of strategic planning, it is important to remember that all stages of organizational change incorporate levels of strategy from planning to implementation. This includes innovative ways to improve a product to expanding to international operations.

The Growing Need for Strategic Management

One of the primary reasons that MNCs such as Citibank need strategic management is to keep track of their increasingly diversified operations in a continuously changing international environment. This need is Page 289 particularly obvious when one considers the amount of foreign direct investment (FDI) that has occurred in recent years. These developments are resulting in a need to coordinate and integrate diverse operations with a unified and agreed-on focus. There are many examples of firms that are doing just this.

One is Ford Motor, which has re-entered the market in Thailand and has built a strong sales force to garner market share. The firm’s strategic plan there is based on offering the right combination of price and financing to a carefully identified market segment. In particular, Ford is working to keep down the monthly payments, so that customers can afford a new vehicle. Manufacturing in the country is also a key element of Ford’s strategic plan. In 2015, the company committed US\$186 million to expand its existing Rayong automotive assembly plant. First opened three years prior, the Rayong plant quickly outgrew its original capacity of 180,000 automobiles per year. The

new expansion aims to increase production to meet consumer demand for the new Ford Ranger.²⁶ Additionally, Ford and its Japanese partner, Mazda Motor Corp., invested roughly US\$1.5 billion in pickup-truck and passenger-car factories in the country. Ford's strategic moves in Thailand seem to be paying off. In the first quarter of 2018, Ford achieved record sales in the country.²⁷ Other car manufacturers are following a similar model in Thailand; Toyota, Honda Motor Co., and General Motors Co. have also built plants in Thailand, Southeast Asia's second-biggest economy, lured by tax incentives and demand amid a domestic population of 70 million. Automakers produced over 1.9 million vehicles in Thailand in 2018, surpassing the United Kingdom to become the 12th-largest automobile manufacturer globally.²⁸

General Electric provides another example that reflects the challenge managers face in shedding unprofitable businesses in order to generate capital for expansion into higher-growth product and/or geographic markets. In 2018 alone, General Electric Co. sold its distributed power business to private-equity firm Advent International for US\$3.25 billion, a majority of its locomotive business to Wabtech for US\$11 billion, and its LED company Current to private-equity firm American Industrial Partners.²⁹ In place of these businesses, GE is aggressively expanding its infrastructure, health care, and environmental technologies businesses, which it sees as providing better growth opportunities in emerging markets.

Benefits of Strategic Planning

Now that we have explored the needs for strategic planning, what are some of the benefits? Many MNCs are convinced that strategic planning is critical to their success, and these efforts are being conducted both at the home office and in the subsidiaries. For example, one study found that 70 percent of the 56

U.S. MNC subsidiaries in Asia and Latin America had comprehensive 5- to 10-year plans.³⁰

Do these strategic planning efforts really pay off? To date, the evidence is mixed. Certainly, strategic planning helps an MNC coordinate and monitor its far-flung operations and deal with political risk (see [Chapter 10](#)), competition, and currency instability.

Despite some obvious benefits, there is no definitive evidence that strategic planning in the international arena always results in higher profitability, especially when MNCs try to use home strategies across different cultures (see [Chapter 6](#)). Most studies that report favorable results were conducted over a decade ago. Moreover, many of these findings are tempered with contingency-based recommendations. For example, one study found that when decisions were made mainly at the home office and close coordination between the subsidiary and home office was required, return on investment was negatively affected.³¹ Simply put, the home office ends up interfering with the subsidiary, and profitability suffers.

Another study found that planning intensity (the degree to which a firm carries out strategic planning) was an important variable in determining performance.³² Drawing on results from 22 German MNCs representing 71 percent of Germany's multinational enterprises, the study found that companies with only a few foreign affiliates performed best with medium planning intensity. Those firms with high planning intensity tended to exaggerate the emphasis, and profitability suffered. Companies that earned a high percentage of their total sales in overseas markets, however, did best with a high-intensity planning process and poorly with a low-intensity process. Therefore, although strategic planning usually seems to pay off, as with most other aspects of international management, the specifics of the situation will dictate the success of the process.

Approaches to Formulating and Implementing Strategy

Four common approaches to formulating and implementing strategy are (1) focusing on the economic imperative, (2) addressing the political imperative, (3) emphasizing the quality imperative, and (4) implementing an administrative coordination strategy.

Economic Imperative MNCs that focus on the [economic imperative](#) employ a worldwide strategy based on cost leadership, differentiation, and segmentation. Middle managers are the key to stimulating profit growth within a company, so expanding those efforts on an international level is a necessary tool to learn for today's new managers.³³ Many of these companies typically sell products for which a large portion of value is added in the upstream activities of the industry's value chain. By the time the product is ready to be sold, much of its value has already been created through research and development, manufacturing, and distribution. Some of the industries in this group are automobiles, chemicals, heavy electrical systems, motorcycles, and steel. Because the product is basically homogeneous and requires no alteration to fit the needs of the specific country, management uses a worldwide strategy that is consistent on a country-to-country basis.

economic imperative

A worldwide strategy based on cost leadership, differentiation, and segmentation.

The strategy is also used when the product is regarded as a generic good and therefore does not have to be sold based on name brand or support service. A good example is the European computer market. Initially, this market was dominated by such well-known companies as IBM, Apple, and

Compaq. However, more recently, clone manufacturers have begun to gain market share. This is because the most influential reasons for buying a computer have changed. A few years ago, the main reasons were brand name, service, and support. Today, price has emerged as a major input into the purchasing decision. Customers now are much more computer literate, and they realize that many computers offer identical quality performance. Therefore, it does not pay to purchase a high-priced name brand when a lower-priced clone will do the same things. As a result, the economic imperative dominates the strategic plans of computer manufacturers. This process has repeated in many industries as those products have become commoditized.

Another economic imperative concept that has gained prominence in recent years is global sourcing, which is proving very useful in formulating and implementing strategy.³⁴ A good example is provided by the way in which manufacturers are reaching into the supply chain and shortening the buying circle. Li & Fung, Hong Kong's largest export trading company, is one of the world's leading innovators in the development of supply chain management, and the company has managed to use its expertise to whittle costs to the bone. Instead of buying fabric and yarn from one company and letting that firm work on keeping its costs as low as possible, Li & Fung gets actively involved in managing the entire process. How does it keep costs down for orders it receives from The Limited? The chairman of the company explained the firm's economic imperative strategy this way:

We come in and look at the whole supply chain. We know The Limited is going to order 100,000 garments, but we don't know the style or the colors yet. The buyer will tell us that five weeks before delivery. The trust between us and our supply network means that we can reserve undyed yarn from the yarn supplier. I can lock up capacity at the mills for the weaving and dying with the promise that they'll get an order of a specified size; five weeks before delivery, we will let them know what colors we want. Then I say the same thing to the factories, "I don't know the product

specs yet, but I have organized the colors and the fabric and the trim for you, and they'll be delivered to you on this date and you'll have three weeks to produce so many garments."

International Management in Action

China's Move into Africa

With limited commodities inside its own borders, China's biggest industries have turned their focus outward to acquire the resources necessary to fuel growth. Africa, in particular, has held a key strategic position for many Chinese companies. Over a million Chinese citizens have moved to various African countries in the last few years, and Chinese-African trade now totals more than US\$170 billion in goods every year. In 2018, the Chinese government pledged an additional US\$60 billion in loans and other financial assistance to African countries.

China has built a strategy for dealing in Africa that attempts to eliminate political uncertainty and risk. First, China makes it clear that it has no political agenda for the continent. The Chinese government has worked with various African governments, from democracies to dictatorships, and has intentionally steered clear of any involvement in wars and other African foreign affairs. Second, Chinese aid to African countries is not free money but, rather, loans and lines of credit that target infrastructure and other capital improvements. In essence, this aid is really an investment; the money is utilized in ways that best suit China's immediate needs on the continent, rather than Africa's needs. Third,

China maintains open communication with the governments of the countries where it does business. This is accomplished both on an individual basis, through various cooperation agreements, and on a continentwide basis, through the Forum on China-Africa Cooperation (FOCAC). The forum, which meets every three years, involves representatives from China and more than 50 African countries. Chinese President Xi Jinping personally attended the 2018 summit, giving him the chance to network with the various country leaders on an individual level.

China's approach to Africa is not without controversy within the international community. In many African countries where China has invested, dictators with various human rights violations still rule. Corruption from these governments has led to extreme poverty and suffering, and some have argued that China's involvement with these dictatorial governments condones their actions. China also faces allegations of trying to "colonize" Africa. While China has portrayed its investments in Africa as a "win-win" situation for the local communities and the Chinese consumers, and Chinese investors have provided many social projects, some have voiced concern that, in reality, China is exploiting Africa's potential future wealth by taking raw materials, manufacturing products from those resources, and then selling finished products back to Africans without transferring the knowledge or skill set required to do the same.

Sources: Fifield, Anna. "China Pledges \$60 Billion in Aid and Loans to Africa, No 'Political Conditions Attached'." *Washington Post*, September 3, 2018, <https://www.washingtonpost.com/world/china-pledges-60-billion-in-aid-and-loans-to->

[africa-no-strings-attached/2018/09/03/a446af2a-af88-11e8-a810-4d6b627c3d5d_story.html?utm_term=.78e0c79e487b](http://www.chinadaily.com.cn/a/201808/29/WS5b86536ea310add14f388762.html); Liubing, Chen. "China, Africa Trade Volume Rises 14% to \$170b." *China Daily*, August 29, 2018, <http://www.chinadaily.com.cn/a/201808/29/WS5b86536ea310add14f388762.html>.

I've certainly made life harder for myself now. It would be easier to let the factories worry about securing their own fabric and trim. But then the order would take three months, not five weeks. So to shrink the delivery cycle, I go upstream to organize production. And the shorter production time lets the retailer hold off before having to commit to a fashion trend. It's all about flexibility, response time, small production runs, small minimum-order quantities, and the ability to shift direction as the trends move.³⁵

Political Imperative MNCs using the **political imperative** approach to strategic planning are country-responsive; their approach is designed to protect local market niches. The products sold by MNCs often have a large portion of their value added in the downstream activities of the value chain. Industries such as insurance and consumer packaged goods are examples—the success of the product or service generally depends heavily on marketing, sales, and service. Typically, these industries use a country-centered or multi-domestic strategy.

political imperative

Strategic formulation and implementation utilizing strategies that are country-responsive and designed to protect local market niches.

A good example of a country-centered strategy is provided by Thums Up, a local drink that Coca-Cola bought from an Indian bottler in 1993. This drink was created back in the 1970s, shortly after Coca-Cola pulled up stakes and left India. In the ensuing two decades, the drink, which is similar in taste to

Coke, made major inroads in the Indian market. But when Coca-Cola returned and bought the company, it decided to put Thums Up on the back burner and began pushing its own soft drink. However, local buyers were not interested. They continued to buy Thums Up, and Coca-Cola finally relented. Today Thums Up is the firm's second-biggest seller in India, just behind Coca-Cola's Sprite, and holds an overall 15 percent market share in the carbonated beverage market.³⁶ Recently, Coke has encountered some challenges in India, as described in [Brief Integrative Case 2.1](#) at the end of [Part Two](#), but Page 292 the acknowledgment that Thums Up was the best vehicle for expansion appears to have been validated: In 2018, the company leveraged the popularity of the brand to launch an energy drink variant called Thums Up Charged, leading to strong sales growth.^{37,38} Additionally, traditional Coke sales have improved, and it is now one of the fastest-growing soft drinks in the country.³⁹

Quality Imperative A [quality imperative](#) takes two interdependent paths: (1) a change in attitudes and a raising of expectation for service quality and (2) the implementation of management practices that are designed to make quality improvement an ongoing process.⁴⁰ Commonly called total quality management, or simply TQM, the approach takes many forms, including cross-training personnel to do the jobs of all members in their work group, process re-engineering designed to help identify and eliminate redundant tasks and wasteful effort, and reward systems designed to reinforce quality performance.

[quality imperative](#)

Strategic formulation and implementation utilizing strategies of total quality management to meet or exceed customers' expectations and continuously improve products or services.

TQM covers the full gamut, from strategy formulation to implementation. TQM can be summarized as follows:

1. Quality is operationalized by meeting or exceeding customer expectations. Customers include not only the buyer or external user of the product or service but also the support personnel both inside and outside the organization who are associated with the good or service.
2. The quality strategy is formulated at the top management level and is diffused throughout the organization. From top executives to hourly employees, everyone operates under a TQM strategy of delivering quality products or services to internal and external customers. Middle managers will better understand and implement these strategies if they are a part of the process.
3. TQM techniques range from traditional inspection and statistical quality control to cutting-edge human resource management techniques, such as self-managing teams and empowerment.⁴¹

Many MNCs make quality a major part of their overall strategy because they have learned that this is the way to increase market share and profitability. Consider the game console industry. In the early 2000s, the success of Sony's PlayStation 2 left Nintendo fighting for market share with its less popular GameCube. A few years later, Nintendo proved to have superior game console quality when it introduced the Wii, leaving Sony scrambling after its less than successful launch of the PlayStation 3. By 2017, however, the tables had turned again, as Sony's successful launch of Playstation 4 far outpaced the sales of both Nintendo's WiiU and Switch consoles.

The auto industry is also a good point of reference. While the U.S. automakers have dramatically increased their overall quality in recent years to close the gap with Japanese auto quality, Japanese firms continued to have fewer safety recalls. Despite recent recalls, Toyota and Honda continue to be ranked very high by American consumers, and Nissan's and Subaru's recent performances were also strong. However, in light of continued improvements by U.S.-based producers, North American-based manufacturers have topped many Japanese brands in recent years in the J.D. Power and Associates' Automotive Dependability Study. In 2019, U.S.-based companies produced the leading car for 8 out of the 21 industry segments.⁴²

Apple Inc. has experienced rave quality reviews from customers and electronics analysts for its line of Mac products, iPod, iPhone, and iPad. These devices have demonstrated global appeal as Apple's stock soared. Apple introduced the iPhone X concurrently in over 50 countries, including the U.S., the U.K., France, Germany, Canada, China, Hong Kong, and Japan, and made it available in over 20 additional countries within the first six weeks of its launch.⁴³ More than 29 million phones were sold in the first two months alone.⁴⁴ In response to several quality-related issues that arose with prior models, Apple introduced OLED display, wireless charging, and face-scanning authentication on its iPhone X model.

A growing number of MNCs are finding that they must Page 293 continually revise their strategies and make renewed commitment to the quality imperative because they are being bested by emerging market forces. Motorola, for example, found that its failure to anticipate the industry's switch to digital cell technology was a costly one.⁴⁵ In 1998 the company dominated the U.S. handset market, and its StarTAC was popular worldwide. Five years later, the firm's share of the then \$160 billion global market for handsets shrank from 22 percent to 10 percent and was continuing to fall, while Nokia, Ericsson, and Samsung in particular, with smaller, lighter, and more versatile

offerings, were now the dominant players.⁴⁶ Motorola's wireless network business also suffered, and, in 2011, Motorola partitioned its wireless company from its primary operations. Later that year, Google acquired the new Motorola Mobility wireless division for US\$12.5 billion.⁴⁷ The quality imperative is never-ending, and MNCs such as Motorola must meet this strategic challenge or pay the price.

Administrative Coordination An administrative coordination approach to formulation and implementation is one in which the MNC makes strategic decisions based on the merits of the individual situation rather than using a predetermined economic or political strategy. A good example is provided by Walmart, which has expanded rapidly into Latin America in recent years. While many of the ideas that worked well in the North American market served as the basis for operations in the Southern Hemisphere, the company soon realized that it was doing business in a market where local tastes were different and competition was strong.

administrative coordination

Strategic formulation and implementation in which the MNC makes strategic decisions based on the merits of the individual situation rather than using a predetermined economically or politically driven strategy.

Walmart is counting on its international operations to grow 25–30 percent annually, and Latin American operations are critical to this objective. Despite this objective, the company has faced losses in several of its Latin American businesses as it strives to adapt to the local markets. The firm is learning, for example, that the timely delivery of merchandise in places such as São Paulo, where there are continual traffic snarls and the company uses contract truckers for delivery, is often far from ideal. Another challenge is finding suppliers who can produce products to Walmart's specification for

easy-to-handle packaging and quality control. A third challenge is learning to adapt to the culture. This was especially true in Brazil, where Walmart brought in stock-handling equipment that did not work with standardized local pallets and installed a computerized bookkeeping system that failed to take into account Brazil's wildly complicated tax system. These missteps contributed, in part, to Walmart's divestment of its Brazilian operations in 2018. [In-Depth Integrative Case 2.2](#) at the end of [Part Two](#) provides more detail on Walmart's successes and challenges in the international marketplace, including those related to administrative coordination.

Many large MNCs work to combine the economic, political, quality, and administrative approaches to strategic planning. For example, IBM relies on the economic imperative when it has strong market power (especially in less developed countries), the political and quality imperatives when the market requires a calculated response (European countries), and an administrative coordination strategy when rapid, flexible decision making is needed to close the sale. Of the four, however, the first three approaches are much more common because of the firm's desire to coordinate its strategy both regionally and globally.

Global and Regional Strategies

A fundamental tension in international strategic management is the question of when to pursue global or regional (or local) strategies. This is commonly referred to as the globalization vs. national responsiveness conflict. As used here, [global integration](#) is the production and distribution of products and services of a homogeneous type and quality on a worldwide basis.⁴⁸ To a growing extent, the customers of MNCs have homogenized tastes, and this has helped spread international consumerism. For example, throughout North America, the EU, and Japan, there has been a growing acceptance of

standardized yet increasingly personally customized goods such as automobiles and computers. This goal of efficient economic performance through a globalization and mass customization strategy, however, has left MNCs open to the charge that they are overlooking the need to address national responsiveness through Internet and intranet technology.

global integration

The production and distribution of products and services of a homogeneous type and quality on a worldwide basis.

National responsiveness is the need to understand the different consumer tastes in segmented regional markets and respond to different national standards and regulations imposed by autonomous governments and agencies.⁴⁹ For example, in designing and building cars, international manufacturers now carefully tailor their offerings in the American market. Toyota's "full-size" T100 pickup proved much too small to attract U.S. buyers. So the firm went back to the drawing board and created a full-size Tundra pickup that is powered by a V-8 engine and has a cabin designed to "accommodate a passenger wearing a 10-gallon cowboy hat."⁵⁰ In 2018, 20 years after its initial launch, the Tundra was still selling over 100,000 units every year in the U.S.⁵¹

national responsiveness

The need to understand the different consumer tastes in segmented regional markets and respond to different national standards and regulations imposed by autonomous governments and agencies.

National responsiveness also relates to the need to adapt tools and techniques for managing the local workforce. Sometimes what works well in one country does not work in another, as seen in the following example:

An American computer company introduced pay-for-performance in both the USA and the Middle East. It worked well in the USA and increased sales briefly in the Middle East before a serious slump occurred. Inquiries showed that indeed the winners among salesmen in the Middle East had done better, but the vast majority had done worse. The wish for their fellows to succeed had been seriously eroded by the contest. Overall morale and sales were down. Ill-will was contagious. When the bosses discovered that certain salespeople were earning more than they did, high individual performances also ceased. But the principal reason for eventually abandoning the system was the discovery that customers were being loaded up with products they could not sell. As A tried to beat B to the bonus, the care of customers began to slip, with serious, if delayed, results.⁵²

Global Integration vs. National Responsiveness Matrix The issue of global integration vs. national responsiveness can be further analyzed conceptually via a two-dimensional matrix. [Figure 8-1](#) provides an example.

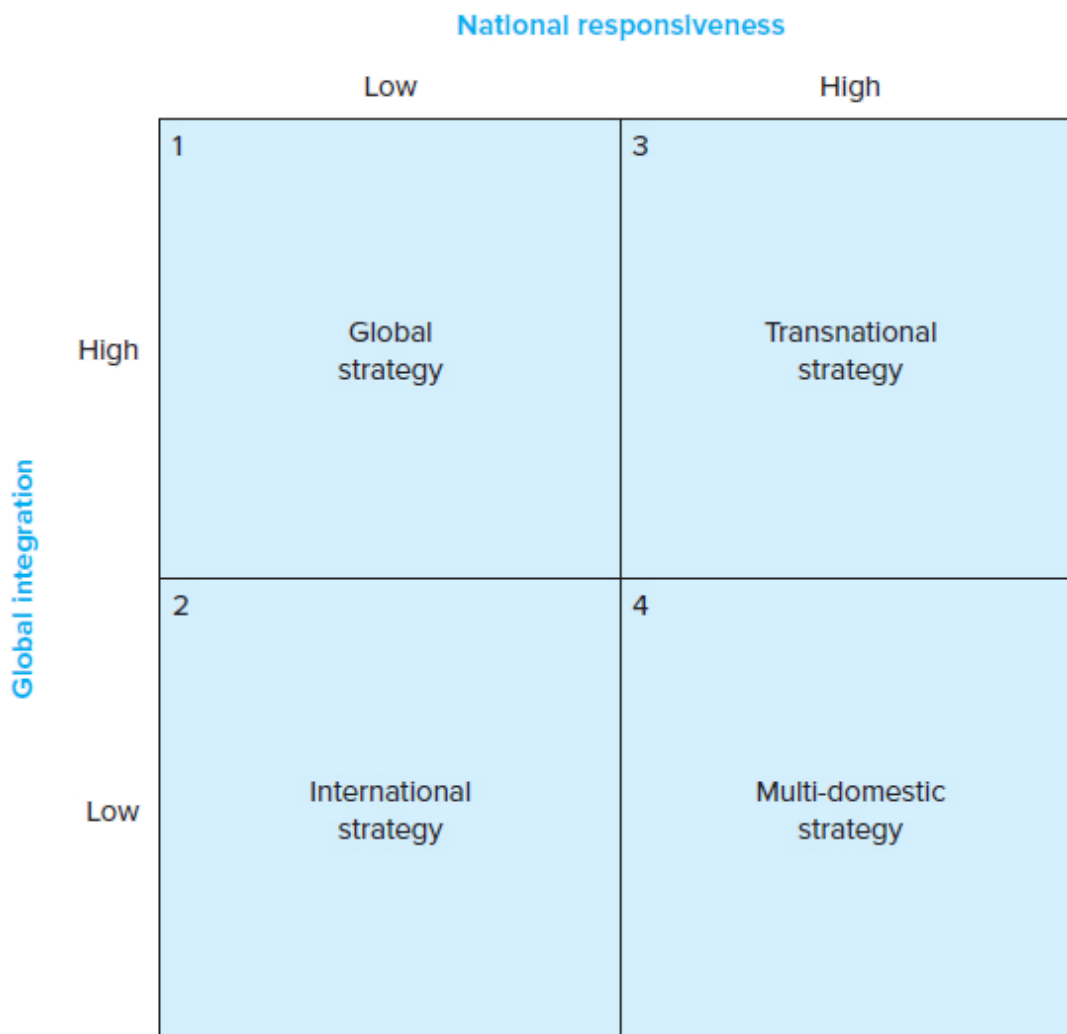


Figure 8-1

Global Integration vs. National Responsiveness

Source: Bartlett, Christopher A., and Sumantra Ghoshal. *Managing Across Borders: The Transnational Solution*. Cambridge, MA: Harvard Business School Press, 1998.

The vertical axis in the figure measures the need for global Page 295 integration. Movement up the axis results in a greater degree of economic integration. Global integration generates economies of scale (takes advantage of large size) and capitalizes on further lowering unit costs (through experience curve benefits) as a firm moves into worldwide markets selling its products or services. These economies are captured through centralizing specific activities in the value-added chain. They also occur by reaping the benefits of increased coordination and control of geographically dispersed activities.

The horizontal axis measures the need for multinationals to respond to national responsiveness or differentiation. This suggests that MNCs must address local tastes and government regulations. The result may be a geographic dispersion of activities or a decentralization of coordination and control for individual MNCs.

[Figure 8-1](#) depicts four basic situations in relation to the degrees of global integration vs. national responsiveness. Quadrants 1 and 4 are the simplest cases. In quadrant 1, the need for integration is high and awareness of differentiation is low. In terms of economies of scale, this situation leads to [global strategy](#) based on price competition. A good example of this is Sony, which has standardized many aspects of its operations and marketing over the years. A few years ago, Sony, along with Hitachi, Panasonic, Philip, and Samsung, among others, worked to standardize the high-definition optical disc industry under the Blu-ray format. Sony's strong distribution network, coupled with its globally popular Playstation 3 gaming console, allowed the company to push the use of the Blu-ray format across markets all over the world. As a

result, sales of Blu-ray format discs were able to outpace those of competitor HD-DVD, giving Sony a major advantage in the high-definition disc industry.⁵³ In this quadrant-1 type of environment, mergers and acquisitions often occur.

global strategy

Integrated strategy based primarily on price competition.

The opposite situation is represented by quadrant 4, where the need for differentiation is high but the concern for integration low. This quadrant is referred to as **multi-domestic strategy**. In this case, niche companies adapt products to satisfy the high demands of differentiation and ignore economies of scale because integration is not very important. An example of this is Philips, which provides medical equipment to doctors worldwide. As diagnoses become more complex, Philips has to find new, innovative ways to simplify the machines used by doctors, so that they can spend more time with patients. Yet the medical systems of each country are so different that products must be adapted to the particular medical environment. Philips recently sought out opinions from board members, and even asked for the participation of fashion designers, to better understand different strategic methods. By using this multidimensional information pool, Philips is moving toward offering even more differentiated products.⁵⁴

multi-domestic strategy

Differentiated strategy emphasizing local adaptation.

Quadrants 2 and 3 reflect more complex environmental situations. Quadrant 2 incorporates those cases in which both the need for integration and the awareness of differentiation are low. Both the potential to obtain economies of scale and the benefits of being sensitive to differentiation are of

little value. Typical strategies in quadrant 2 are characterized by increased international standardization of products and services. This mixed approach is often referred to as [international strategy](#).

[international strategy](#)

Mixed strategy combining low demand for integration and responsiveness.

This situation can lead to lower needs for centralized quality control and centralized strategic decision making while eliminating requirements to adapt activities to individual countries. This strategy is decreasingly employed as most industries and products face one or both pressures for global integration and local responsiveness. Nonetheless, companies may experience a very temporary phase in this quadrant, but the standards lie in the other three.

In quadrant 3, the needs for integration and differentiation are high. There is a strong need for integration in production along with higher requirements for regional differentiation in marketing. MNCs trying to simultaneously achieve these objectives often refer to them as [transnational strategy](#). Quadrant 3 is the most challenging quadrant and the one where successful MNCs seek to operate. The problem for many MNCs, however, is the cultural challenges associated with “localizing” a global focus. One good example of a transnational company is Bayer’s agricultural business (formerly known as Monsanto). Bayer offers a very diverse line of hybrid seeds to the Page 296 agricultural industry. Hybrid seeds are genetically modified seeds that are sterile and must be purchased at the beginning of each season for the specified crop. Bayer’s operations, discussed in [Chapter 2](#), include finding new ways to differentiate its product to best fit the surrounding market. The company offers products that can withstand the various environments and climates of its global customers, from herbicide- and insect-resistant strains to drought tolerance.⁵⁵

transnational strategy

Integrated strategy emphasizing both global integration and local responsiveness.

Summary and Implications of the Four Basic Strategies MNCs can be characterized as using one of four basic international strategies: an international strategy, a multi-domestic strategy, a global strategy, and a transnational strategy. The appropriateness of each strategy depends on pressures for cost reduction and local responsiveness in each country served. Firms that pursue an international strategy have valuable core competencies that host-country competitors do not possess and face minimal pressures for local responsiveness and cost reductions. International firms such as McDonald's, Walmart, and Microsoft have been successful using an international strategy. Organizations pursuing a multi-domestic strategy should do so when there is high pressure for local responsiveness and low pressures for cost reductions. Changing offerings on a localized level increases a firm's overall cost structure but increases the likelihood that its products and services will be responsive to local needs and therefore be successful.⁵⁶

A global strategy is a low-cost strategy. Firms that experience high-cost pressures should use a global strategy in an attempt to benefit from scale economies in production, distribution, and marketing. By offering a standardized product worldwide, firms can leverage their experience and use aggressive pricing schemes. This strategy makes most sense where there are high cost pressures and low demand for localized product offerings. A transnational strategy should be pursued when there are high cost pressures and high demands for local responsiveness. However, a transnational strategy is very difficult to pursue effectively. Pressures for cost reduction and local responsiveness put contradictory demands on a company because localized product offerings increase cost. Organizations that can find appropriate

synergies in global corporate functions are the ones that can leverage a transnational strategy effectively.⁵⁷

Recent analyses of the strategies of MNCs confirm these basic approaches. The globalization-national responsiveness model, which was initially developed from nine in-depth case studies, has been corroborated in large-scale empirical settings. Moreover, it appears as if there are positive performance effects from tailoring the strategy to particular industry and country characteristics.⁵⁸

■ The Basic Steps in Formulating Strategy

The needs, benefits, approaches, and predispositions of strategic planning serve as a point of departure for the basic steps in formulating strategy. In international management, strategic planning can be broken into the following steps: (1) scanning the external environment for opportunities and threats, (2) conducting an internal resource analysis of company strengths and weaknesses, and (3) formulating goals in light of the external scanning and internal analysis. The following sections discuss each step in detail.

Environmental Scanning

Environmental scanning attempts to provide management with accurate forecasts of trends that relate to external changes in geographic areas where the firm is currently doing business or considering setting up operations. These changes relate to environmental factors that can affect the company and include the industry or market, technology, and regulatory, economic, social, and political aspects.

environmental scanning

The process of providing management with accurate forecasts of trends related to external changes in geographic areas where the firm currently

is doing business or is considering setting up operations.

MNCs observe and evaluate an exorbitant amount of information, and, while data are usually collected for all forms of environmental factors, the order in which they approach each factor and the extent to which they are studied depend on the industry and the goals of the MNC.⁵⁹ One of the most important foci is the industry or the market. This includes the role of all potential competitors and the relationships surrounding those competitors, such as affiliation with one another or the connection between the company and its customers and suppliers. Monitoring changes in technology will also help keep the company modern and innovative. Some technological options managers may wish to follow are those that influence business efficiencies or changes in production. From a competitor standpoint, it is good to familiarize oneself with the rise of new products or services and the existing infrastructure.

The regulatory environment can also change at any time, shifting laws or regulatory guidelines. Managers should be aware of ownership or property rights within an area and the kind of employment practices exhibited in a region. Minimum wage laws and tax rates should also be considered because they can affect the hiring process and company finances. This is different from the economic environment, which mainly highlights rates—rates of employment, exchange rates, inflation rates, and the level of GNP for a country.

Appropriate observation of the social environment can help the company. Awareness of demographic shifts, including age, education, and income, coupled with in-depth knowledge of consumer attitudes, is imperative for a company to assess whether its services would be welcomed within a region. Finally, the political environment can impact how a company runs operations. We discussed in [Chapter 2](#) the different political systems that exist across the

world, and an understanding of those systems, along with the current state of affairs, can alert MNCs to any warnings that may impede expansion.

After obtaining the information, MNCs then go through an analyzing process that gives rise to the relevant features of the external environment. By performing analyses, the company can discover the risks and opportunities involved in expanding to that region. Typically, managers communicate the results and then try to formulate the best strategy to take advantage of a ripening market. However, the external environment is not the only aspect to consider, and more information must be reviewed before those steps can be taken.

Environmental scanning is central to discovering if an MNC can survive in a particular region; however, it is only effective if it is done consistently. The environment changes very rapidly, and, in order for firms to continually adapt, they must assess the external dynamics that could bolster or hinder future productivity. Each country will have a different perspective as to which factors create the most roadblocks and therefore must be evaluated on a more consistent basis. For example, a recent study showed that while both Malaysian and U.S. managers see competitors and the market as highly important, U.S. managers consider regulatory issues more relevant than Malaysians do. In this case, Malaysian MNCs have not been exposed to the sometimes strict directives that U.S. MNCs can face.⁶⁰

Netflix's push into Europe provides an example of how this environmental scanning process works. The company analyzed the wireless streaming environment in Europe and concluded that the mobile market was ideal for penetration. As a result, it made a number of strategic positioning moves. First, it signed a deal with Vodafone UK in 2014 to provide new customers with a free six-month subscription to Netflix. The deal included free 4G streaming for customers over their Vodafone devices, encouraging U.K. customers to use Netflix while on the move. Later in 2014, Netflix rolled

out to six mainland European countries, including France, Germany, and Belgium, to compete directly against existing streaming providers for the more than 100 million potential customers in countries with the highest existing Internet penetration.⁶¹ The following year, Netflix began to roll out its subscriptions to other untapped European regions, with lower levels of penetration by both streaming competitors and high-speed Internet providers. In 2019, Netflix also announced plans to drastically increase the European-produced content on its platform, in an effort to attract more subscribers across the continent. In the short term, these investments have resulted in losses for Netflix; however, as Internet connectivity and mobile streaming continue to increase in places like Spain, Italy, and Eastern Europe, the hope is that the number of subscribers will continue to expand, resulting in

Page 298

 large profits (see The World of International Management at the beginning of [Chapter 7](#)).^{62,63}

Another example is Cisco Systems, the world's largest maker of networking equipment, which continues to grow rapidly through acquisitions. For more than 20 years, acquisitions have comprised nearly half of its business activity, with start-up companies key to its strategy. In August 2018, Cisco spent US\$2.35 billion to acquire Duo Security, an American cyber-security start-up, and in February 2018 the company purchased software developer BroadSoft for US\$1.9 billion.^{64,65} Cisco's China strategy has resulted from careful scanning of the broad macro political-economic environment as well as of the competitor landscape. Already the world's largest Internet and mobile phone market, China is likely to become even more crucial to the network equipment maker's growth as the country's burgeoning middle class gains access to new technology. Joint ventures and acquisitions have been key to Cisco when conducting business in China and maintaining sales. For example, in 2015, Cisco joined with Chinese start-up Inspur Group to produce computer servers to compete against Huawei

Technologies Co. Ltd. and ZTE Corp., two large Chinese rivals. By relying on acquisitions and JVs, Cisco is in a stronger position to work around difficult regulations and government policies, even if overall trade tensions between the United States and China continue.^{66,67}

Internal Resource Analysis

When formulating strategy, some firms wait until they have completed their environmental scanning before conducting an internal resource analysis, which is a microeconomic aspect of activity. Others perform these two steps simultaneously. Internal resource analysis helps the firm evaluate its current managerial, technical, material, and financial resources and capabilities to better assess its strengths and weaknesses. The MNC then uses this assessment to determine its ability to take advantage of international market opportunities. The primary thrust of this analysis is to match external opportunities (gained through the environmental scan) with internal capabilities (gained through the internal resource analysis). In other words, these evaluations should not be viewed as how the environment creates a barrier to entry but, rather, how companies can utilize their resources and capabilities to best take advantage of environmental opportunities.

An internal analysis identifies the key factors for success that will dictate how well the firm is likely to do. A **key success factor (KSF)** is a factor that is necessary for a firm to compete effectively in a market niche. For example, a KSF for an international airline is price. An airline that discounts its prices will gain market share vis-à-vis competitors that do not. A second KSF for the airline is safety, and a third is quality of service in terms of on-time departures and arrivals; convenient schedules; and friendly, helpful personnel. In the automobile industry, quality of products has emerged as the number-one KSF in world markets. Japanese firms have been able to invade the U.S. auto

market successfully because they have been able to prove that the quality of their cars is better than that of the average domestically built U.S. car. Toyota and Honda have had a quality edge over the competition in recent years in the eyes of U.S. car buyers. A second KSF is styling. For example, the redesigned Mini-Cooper has been successful, in part, because customers like its unique look.

key success factor (KSF)

A factor necessary for a firm to effectively compete in a market niche.

The key question for the management of an MNC is, Do we have the people and resources that can help us develop and sustain the necessary KSFs, or can we acquire them? If the answer is yes, the recommendation is to proceed. If the answer is no, management will begin looking at other markets where it has, or can develop, the necessary KSFs.

The balance between environmental scanning and internal resource analysis can be quite delicate. Managers do not want to spend too much time looking inward; otherwise, they could miss changes in the environment that would alter the company's strengths and weaknesses based on that market. Conversely, managers do not want to appraise the outward view for too long, as they could take time away from improving internal systems and taking advantage of opportunities.

Goal Setting for Strategy Formulation

In practice, goal formulation often precedes the first two steps of environmental scanning and internal resource analysis. As used here, however, the more specific goals for the strategic plan come out of external scanning and internal analysis. MNCs pursue a variety of such goals; [Table 8-1](#) provides a list of the most common ones. These goals typically serve as an

umbrella beneath which the subsidiaries and other international groups operate.

Table 8-1
Areas for Formulation of MNC Goals

Profitability
Level of profits
Return on assets, investment, equity, sales
Yearly profit growth
Yearly earnings per share growth
Marketing
Total sales volume
Market share—worldwide, region, country
Growth in sales volume
Growth in market share
Integration of country markets for marketing efficiency and effectiveness
Operations
Ratio of foreign to domestic production volume
Economies of scale via international production integration
Quality and cost control
Introduction of cost-efficient production methods
Finance
Financing of foreign affiliates—retained earnings or local borrowing
Taxation—minimizing tax burden globally
Optimum capital structure
Foreign exchange management—minimizing losses from foreign fluctuations
Human Resources
Recruitment and selection
Development of managers with global orientation

Management development of host-country nationals Compensation and benefits

Profitability and marketing goals almost always dominate the strategic plans of today's MNCs. Profitability, as shown in [Table 8-1](#), is so important because MNCs generally need higher profitability from their overseas operations than they do from their domestic operations. The reason is quite simple: Setting up overseas operations involves greater risk and effort. In addition, a firm that has done well domestically with a product or service usually has done so because the competition is minimal or ineffective. Firms with this advantage often find additional lucrative opportunities outside their borders. Moreover, the more successful a firm is domestically, the more difficult it is to increase market share without strong competitive response. International markets, however, offer an ideal alternative to the desire for increased growth and profitability.

Another reason that profitability and marketing top the list is that these tend to be more externally environmentally responsive, while production, finance, and personnel functions tend to be more internally controlled. Thus, for strategic planning, profitability and marketing goals are given higher importance and warrant closer attention. Ford's recent efforts in the EU offer an example. In response to decreasing market share, Ford instituted major overhauls of its European operations in 2012, 2016, and 2019. Each restructuring aimed to streamline processes and increase profitability. In 2012, Ford unloaded the Land Rover and Jaguar to Tata of India and its share of Volvo to China's Geely. The company also began selling its more global models within Europe (rather than European-centric models) and began shipping more cars to Europe from its factory in Thailand to save on costs and increase margins. In 2016, Ford restructured its European labor force to save

on administrative costs, and, in 2019, the company announced plans to eliminate additional overhead jobs and further streamline the car models that it offers. The continual, responsive restructuring has seemed to pay off for the company; after years of losses in the European market, Ford posted large profits from 2015 to 2018. [68,69,70](#)

Once the strategic goals are set, the MNC will develop specific operational goals and controls, usually through a two-way process at the subsidiary or affiliate level. Home-office management will set certain parameters, and the overseas group will operate within these guidelines. For example, the MNC headquarters may require periodic financial reports, restrict on-site decisions to matters involving less than \$100,000, and require that all client contracts be cleared through the home office. These guidelines are designed to ensure that the overseas group's activities support the goals in the strategic plan and that all units operate in a coordinated effort.

■ Strategy Implementation

Once formulated, the strategic plan next must be implemented. [Strategy implementation](#) provides goods and services in accord with a plan of action. Quite often, this plan will have an overall philosophy or series of guidelines that direct the process. In the case of Japanese electronics manufacturing firms entering the U.S. market, Chang has found a common approach:

To reduce the risk of failure, these firms are entering their core businesses and those in which they have stronger competitive advantages over local firms first. The learning from early entry enables firms to launch further entry into areas in which they have the next strongest competitive advantages. As learning accumulates, firms may overcome the disadvantages intrinsic to foreignness. Although primary learning takes place within firms through learning by doing, they may also learn from other firms through the transfer or diffusion of experience. This process is not automatic, however, and it may be enhanced by membership in a corporate network: in firms associated with either horizontal or vertical business, groups were more likely to initiate entries than

independent firms. By learning from their own sequential entry experience as well as from other firms in corporate networks, firms build capabilities in foreign entry.⁷¹

strategy implementation

The process of providing goods and services in accord with a plan of action.

International management must consider three general areas in strategy implementation. First, the MNC must decide where to locate operations. Second, the MNC must carry out entry and ownership strategies (discussed in [Chapter 9](#)). Finally, management must implement functional strategies in areas such as marketing, production, and finance.

Location Considerations for Implementation

In choosing a location, an MNC has two primary considerations: the country and the specific locale within the chosen country. Quite often, the first choice is easier than the second because there are many more alternatives from which to choose a specific locale.

The Country Traditionally, MNCs have invested in highly industrialized countries, and research reveals that annual investments have been increasing substantially.

In the case of Japan, MNCs are actively engaged in mergers and acquisitions. Intuit Inc. of Menlo Park, California, purchased a financial software specialist in Japan for \$52 million in stock and spent \$30 million for the Nihon Mikon Company, which sells small business accounting software. Accenture, based in Dublin, Ireland, acquired the Japanese full-service digital agency IMJ in 2016 with the specific aim of gaining traction in the local Japanese market.⁷² These purchases point to a new trend

in Japan—the acquisition of small firms. However, many larger purchases have also been made.

Foreign investors are also pouring into Mexico, although this investment activity has generated some political controversy in the United States.⁷³ One reason is that it is a gateway to the American and Canadian markets. A second reason is that Mexico is a very cost-effective place in which to manufacture goods. A third is that the declining value of the peso after Mexico's economic crisis in 1994 and 1995 hit many Mexican businesses hard and left them vulnerable to mergers and acquisitions—an opportunity not lost on many large multinationals. In the period 1996-1997, Britain's B.A.T. Industries PLC took control of Cigarrera La Moderna, Mexico's tobacco giant, in a \$1.5 billion deal. A few days earlier, Philip Morris Cos. increased its stake in the second-largest tobacco company, Cigarros La Tabacalera Mexicana SA, to 50 percent from about 29 percent for \$400 million. Walmart Stores Inc. announced plans to acquire control of Mexico's largest retailer, Cifra SA, in a deal valued at more than \$1 billion, eventually becoming part of Walmex, Walmart's Mexican subsidiary (see [In-Depth Integrative Case 2.2](#)). A month later, Procter & Gamble Co. acquired a consumer-products concern, Loreto y Pena Pobre, for \$170 million.⁷⁴ More recently, acquisitions of Mexican companies have continued, although for more strategic reasons. For example, in December 2018, private equity firm L Catterton purchased Mexico hot sauce producer Cholula, based on increased consumption of Mexican food in the U.S. and other large markets. In April 2015, AT&T acquired Nextel Mexico for US\$1.875 billion, citing the rapidly growing middle class.^{75,76}

MNCs often invest in advanced industrialized countries because they offer the largest markets for goods and services. In addition, the established country or geographic locale may have legal restrictions related to imports, encouraging a local presence. Japanese firms, for example, in complying with their voluntary export quotas of cars to the United States as well as

responding to dissatisfaction in Washington regarding the continuing trade imbalance with the United States, have established U.S.-based assembly plants. In Europe, because of EU regulations for outsiders, most U.S. and Japanese MNCs have operations in at least one European country, thus ensuring access to the European community at large. In fact, the huge U.S. MNC ITT now operates in each of the original 12 EU countries.

Another consideration in choosing a country is the amount of government control and restrictions on foreign investment. Traditionally, MNCs from around the world resisted anything but very limited business in Eastern European countries with central planning economies. The recent relaxing of the trade rules and move toward free-market economies in the republics of the former Soviet Union and the other Eastern European nations, however, have encouraged MNCs to rethink their positions; more and more are making moves into this largely untapped part of the global market. The same is true in India, although the political climate can be volatile and MNCs must carefully weigh the risks of investing there. Restrictions on foreign investment also play a factor. Countries such as China and India have required that control of the operation be in the hands of local partners. MNCs that are reluctant to accept such conditions will not establish operations there.

In addition to these considerations, MNCs examine the specific benefits offered by host countries, including low tax rates, rent-free land and buildings, low-interest or no-interest loans, subsidized energy and transportation rates, and a well-developed infrastructure that provides many of the services found back home (good roads, communication systems, schools, health care, entertainment, and housing). These benefits will be weighed against any disincentives or performance requirements that must be met by the MNC, such as job-creation quotas, export minimums for generating foreign currency, limits on local market growth, labor regulations, wage and

price controls, restrictions on profit repatriation, and controls on the transfer of technology.

Local Issues Once an MNC has selected the country in which to locate, the firm must choose the specific locale. A number of factors influence this choice. Common considerations include access to markets, proximity to competitors, availability of transportation and electric power, and desirability of the location for employees coming in from the outside.

One study found that in selecting U.S. sites, both German and Japanese firms place more importance on accessibility and desirability and less importance on financial considerations.⁷⁷ However, financial matters remain important: Many countries attempt to lure MNCs to specific locales by offering special financial packages.

Another common consideration is the nature of the workforce. MNCs prefer to locate near sources of available labor that can be readily trained to do the work. A complementary consideration that often is unspoken is the presence and strength of organized labor. Japanese firms, in particular, tend to avoid heavily unionized areas.

Still another consideration is the cost of doing business. Manufacturers often set up operations in rural areas, commonly called “greenfield locations,” which are much less expensive and do not have the problems of urban areas. Conversely, banks often choose metropolitan areas because they feel they must have a presence in the business district.

Some MNCs opt for locales where the cost of running a small enterprise is significantly lower than that of running a large one. In this way, they spread their risk, setting up many small locations throughout the world rather than one or two large ones. Manufacturing firms are a good example. Some production firms feel that the economies of scale associated with a large-scale plant are more than offset by potential problems that can result, should economic or

political difficulties develop in the country. These firms' strategy is to spread the risk by opting for a series of small plants throughout a wide geographic region.⁷⁸ This location strategy can also be beneficial for stockholders. Research has found that MNCs with a presence in developing countries have significantly higher market values than MNCs that operate only in countries that have advanced economies.⁷⁹

Frontier Markets Sometimes referred to as pre-emerging, frontier markets are a unique subset of emerging economies. While most traditional emerging markets are financially linked to the economies of their more developed counterparts, frontier markets are less correlated to the ups and downs of the global economy. From an investment point of view, these markets offer potentially high rewards, but with high risk. The most commonly cited frontier markets are located in Africa and Asia.

Business initiatives in frontier markets require careful strategic considerations. One potential approach is to joint-venture with a local company that specializes in the cultural knowledge of the marketplace. The Mara Group, for example, is an African conglomerate that conducts business in a variety of unrelated ventures across the continent. Rather than focus on the financial and technical aspects of the business, the Mara Group provides the marketing, logistical, and bureaucratic assistance to its international partners. The Mara Group also provides a trusted, recognizable brand name to foreign products. Utilizing an office in Dubai, the Mara Group is able to stay well connected with foreign companies as well as with the African market. IBM is an example of an MNC that has conducted business in frontier markets using a partnership with the Mara Group.⁸⁰

Combining Country and Firm-Specific Factors in International Strategy

International management scholars have developed a simple framework that builds upon the integration-responsiveness framework to help managers understand the interaction between the relative attractiveness of different country locations for a given activity and the firm-level attributes or strengths that can be leveraged in that location.⁸¹ The first set of factors is referred to as country-specific advantages, or CSAs, while the second is referred to as firm-specific advantages, or FSAs. CSAs can be based on natural resource endowments (minerals, energy, forests), the labor force, or less tangible factors that include education and skills, institutional protections of intellectual property, entrepreneurial dynamism, or other factors unique to a given market. FSAs are unique capabilities, proprietary to the organization, that may be based on product or process technology, marketing or distributional skills, or managerial know-how.

Managers of MNCs use strategies that build upon the Page 303 interactions of CSAs and FSAs. [Figure 8-2](#) provides a graphical depiction of this framework. The “strength” or “weakness” of FSAs and CSAs is a relative notion that depends on the relevant market and the CSAs and FSAs of potential competitors.

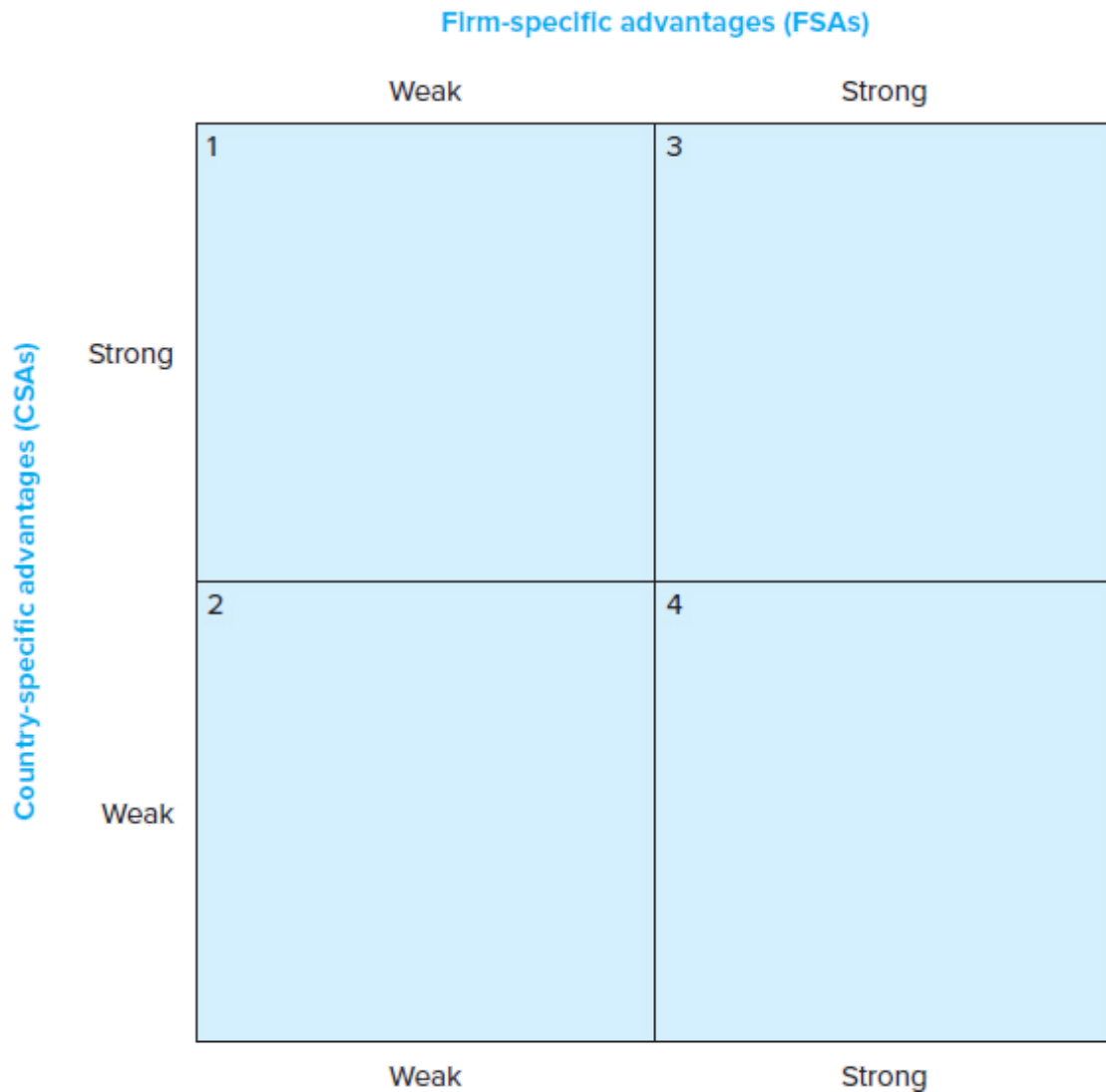


Figure 8-2
The CSA-FSA Matrix

Source: Rugman, Alan M., and Jonathan P. Doh. *Multinationals and Development*. New Haven, CT: Yale University Press, 2008.

MNCs in quadrants 1, 2, and 3 would be expected to pursue different strategies. Quadrant 1 firms tend to emphasize cost leadership; they are likely to be resource-based and/or mature, internationally oriented firms producing a commodity-type product. Given these factors, FSAs tend to be less important compared to the CSAs of location and energy costs, which are the main sources of the firm's competitive advantage.

Quadrant 2 firms represent less efficient firms with few intrinsic CSAs or FSAs. Quadrant 2 also represent domestically based small and medium-sized firms with little global exposure. Firms in quadrant 4 are generally differentiated firms with strong FSAs in marketing and customization. These firms usually have strong brands. In quadrant 4 the FSAs dominate, so in world markets the home-country CSAs are not essential in the long run. Quadrant 3 firms generally can choose either the cost or differentiation strategies, or perhaps combine them because of the strength of both their CSAs and FSAs.

In terms of business strategy, firms in quadrants 2 and 3 can benefit from strategies of both low cost and differentiation. Such a firm is constantly evaluating its production mix. Quadrants 4 and 1 require specific strategies for different types of firms. For instance, a quadrant 4 firm that has strong FSAs in marketing (customization) can operate internationally without reliance on its home-market CSA, or the CSAs of the host nation. For such a firm, in quadrant 4, the CSA is not relevant. In contrast, quadrant 1 has mature multinationals or product divisions determined more by CSAs than by FSAs. By improving potential FSAs in marketing or product innovation and increasing value added through vertical integration, a quadrant 1 firm can move to quadrant 3.

The Role of the Functional Areas in Implementation

To implement strategies, MNCs must tap the primary functional areas of marketing, production, and finance. The following sections examine the roles of these functions in international strategy implementation.

Marketing The implementation of strategy from a marketing perspective must be determined on a country-by-country basis. What works from the

standpoint of marketing in one locale may not necessarily succeed in another. In addition, the specific steps of a marketing approach often are dictated by the overall strategic plan, which in turn is based heavily on market analysis.

German auto firms in Japan are a good example of using marketing analysis to meet customer needs. While automakers from Detroit have been boycotting Japanese auto shows for over a decade, the Germans have spent millions of dollars to build dealer, supplier, and service-support networks in Japan, in addition to adapting their cars to Japanese customers' tastes. Volkswagen Audi Nippon has built a \$320 million import facility on a deepwater port. This operation, which includes an inspection center and a parts warehouse, processes over 100,000 cars annually.⁸² Daimler and BMW both have introduced lower-priced cars to attract a larger market segment. At the same time, German manufacturers work hard to offer first-class service in their dealerships. As a result, German automakers in recent years have sold almost three times as many cars in Japan as their U.S. competitors do.⁸³

The Japanese also provide an excellent example of how the marketing process works. In many cases, Japanese firms have followed a strategy of first building up their market share at home and driving out imported goods. Then, the firms move into newly developed countries, honing their marketing skills as they go along. Finally, the firms move into fully developed countries, ready to compete with the best available. This pattern of implementing strategy has been used in marketing autos, cameras, consumer electronics, home appliances, petrochemicals, steel, and watches. For some products, however, such as computers, the Japanese have moved from their home market directly into fully developed countries and then on to the newly developing nations. Finally, the Japanese have gone directly to developed countries to market products in some cases because the market in Japan was too small. Such products include color TVs, Blu-ray players, and sewing

machines. In general, once a firm agrees on the goods it wants to sell in the international marketplace, the specific marketing strategy is implemented.

The implementation of marketing strategy in the international arena is built around the well-known “four Ps” of marketing—product, price, promotion, and place. As noted in the example of the Japanese, firms often develop and sell a product in local or peripheral markets before expanding to major overseas targets. If the product is designed specifically to meet an overseas demand, however, the process is more direct. Price largely is a function of market demand.⁸⁴ For example, the Japanese have found that the U.S. microcomputer market is price-sensitive; by introducing lower-priced clones, the Japanese have been able to make headway, especially in the portable laptop market. The last two Ps, promotion and place, are dictated by local conditions and often left in the hands of those running the subsidiary or affiliate. Local management may implement customer sales incentives, for example, or make arrangements with dealers and salespeople who are helping move the product locally.

Production Although marketing usually dominates strategy implementation, the production function also plays a role. If a company is going to export goods to a foreign market, the production process traditionally has been handled through domestic operations. In recent years, however, MNCs have found that whether they are exporting or producing the goods locally in the host country, consideration of worldwide production is important. For example, goods may be produced in foreign countries for export to other nations. Sometimes, a plant will specialize in a particular product and export it to all the MNC’s markets; other times, a plant will produce goods

only for a specific locale, such as Western Europe or South America.

Still other facilities will produce one or more components that are shipped to

a larger network of assembly plants. That last option has been widely adopted by pharmaceutical firms and automakers such as Volkswagen and Honda.

As mentioned in the first part of the chapter, if the firm operates production plants in different countries but makes no attempt to integrate its overall operations, the company is known as a multi-domestic. A recent trend has been away from this scattered approach and toward global coordination of operations.

Finally, if the product is labor-intensive, as in the case of microcomputers, then the trend is to farm the product out to low-cost sites such as Mexico or Brazil, where the cost of labor is relatively low and the infrastructure (electric power, communications systems, transportation systems) is sufficient to support production. Sometimes, multiple sources of individual components are used; in other cases, one or two sources are sufficient. In any event, careful coordination of the production function is needed when implementing the strategy, and the result is a product that is truly global in nature.

Finance Use of the finance function to implement strategy normally is developed at the home office and carried out by the overseas affiliate or branch. When a firm went international in the past, the overseas operation commonly relied on the local area for funds, but the rise of global financing has ended this practice. MNCs have learned that transferring funds from one place in the world to another, or borrowing funds in the international money markets, often is less expensive than relying on local sources. Unfortunately, there are problems in these transfers.

Such a problem is representative of those faced by MNCs using the finance function to implement their strategies. One of an MNC's biggest recent headaches when implementing strategies in the financial dimension has been the revaluation of currencies. For example, in the late 1990s, the U.S. dollar

increased in value against the Japanese yen. American overseas subsidiaries that held yen found their profits (in terms of dollars) declining. The same was true for those subsidiaries that held Mexican pesos when that government devalued the currency several years ago. When this happens, a subsidiary's profit will decline. After its initial introduction in 1999, the euro declined against the U.S. dollar, but, when the dollar subsequently came under pressure, the euro regained strength. One of the more recent examples of financial issues is the expansive U.S. trade deficit with China, where the potentially undervalued yuan has played a role.

When dealing with the inherent risk of volatile monetary exchange rates, some MNCs have bought currency options that (for a price) guarantee convertibility at a specified rate. Others have developed countertrade strategies, whereby they receive products in exchange for currency. For example, Pepsi received payment in vodka for its products sold in Russia. Countertrade continues to be a popular form of international business, especially in less developed countries and those with nonconvertible currencies.

■ Specialized Strategies

In addition to the basic steps in strategy formulation, the analysis of which strategies may be appropriate based on the globalization vs. national responsiveness framework, and the specific processes in strategy implementation, some circumstances require specialized strategies. Two that have received considerable attention in recent years are strategies for developing and emerging markets and strategies for international entrepreneurship and new ventures.

Strategies for Emerging Markets

Emerging economies have assumed an increasingly important role in the global economy and are predicted to compose more than half of global economic output by midcentury. Partly in response to this growth, MNCs are directing increasing attention to those markets. Foreign direct investment (FDI) flows into developing countries—one measure of increased integration and business activity between developed and emerging economies — grew from \$23.7 billion in 1990 to a projected \$671 billion in 2018. In 2018, FDI inflows to developing Asia reached nearly US\$476 billion, making the region the largest recipient of FDI worldwide.⁸⁵

At the same time, emerging economies pose exceptional risks due to their political and economic volatility and their relatively underdeveloped institutional systems. These risks show up in corruption, failure to enforce contracts, red tape and bureaucratic costs, and general uncertainty in the legal and political environment.^{86,87} MNCs must adjust their strategy to respond to these risks. For example, in these risky markets, it may be wise to engage in arm's-length or limited equity investments or to maintain greater control of operations by avoiding joint ventures or other shared ownership structures. In other circumstances, it may be wiser to collaborate with a local partner that can help buffer risks through its political connections. Some of the factors relating to these conditions will be discussed in [Chapters 9](#) and [10](#). However, two unique types of strategies for emerging markets deserve particular attention here.

First-Mover Strategies Recent research has suggested that entry order into developing countries may be particularly important, given the transitional nature of these markets. In general, in particular industries and economic environments, significant economies are associated with first-mover or early-entry positioning—being the first or one of the first to enter a market. These include capturing learning effects important for increasing market share,

achieving scale economies that accrue from opportunities for capturing that greater share, and developing alliances with the most attractive (or, in some cases, the only) local partner. In emerging economies that are undergoing rapid changes such as privatization and market liberalization, there may be a narrow window of time within which these opportunities can be best exploited. In these conditions, first-mover strategies allow entrants to preempt competition, establish beachhead positions, and influence the evolving competitive environment in a manner conducive to their long-term interests and market position.

One study analyzed these benefits in the case of China, concluding that early entrants reaped substantial rewards for their efforts, especially when collaborations with governments provided credible commitments that the deals struck in those early years of liberalization would not later be undone. First-mover advantages in some other transitional markets, such as Russia and Eastern Europe, are not so clear. Moreover, there may be substantial risks to premature entry—that is, entry before the basic legal, institutional, and political frameworks for doing business have been established.⁸⁸

Privatization presents a particularly powerful case supporting the competitive effects of first-mover positioning. First movers who succeed in taking over newly privatized state-owned enterprises, such as telecom and energy firms, possess a significant advantage over later entrants, especially when market liberalization is delayed and the host government provides protection to the newly privatized incumbent firms. This was the case in 1998 when the Mexican government accepted a \$1.757 billion bid for a minority (20.4 percent) but controlling interest in Telefonos de Mexico (Telmex) from an international consortium composed of Grupo Carso, Southwestern Bell, and France Cable et Radio, an affiliate of France Telecom. Although the Mexican market subsequently opened to competition, Telmex and its foreign partners (the first movers) maintained monopoly control over local networks

and were able to bundle local and long-distance service, cross-market, and cross-subsidize, giving Telmex a strong advantage. Moreover, the Mexican government was responsive to providing the Telmex consortium protection and financial support for infrastructure investment, and it did so partly by charging new carriers to help Telmex pay for improvements needed for the long-distance network. In addition, Telmex was able to charge relatively high fees to connect to its network, and the long delay between the initial privatization and market opening allowed these advantages to persist.⁸⁹ In 2018, Telmex still controlled 62 percent of all telephone lines in the country and held a 66 percent share of the wireless market.⁹⁰

Base of the Pyramid Strategy Another area of increasing focus for MNCs is the 7 billion or more potential customers around the world who have heretofore been mostly ignored by international business, even within emerging economies, where most MNCs target only the wealthiest consumers. Although FDI in emerging economies has grown rapidly, most has been directed at the big emerging markets previously mentioned—China, India, and Brazil—and, even there, most MNC emerging-market strategies have focused exclusively on the elite and emerging middle-class markets, ignoring the vast majority of people considered too poor to be viable customers.^{91,92,93} Because of this focus, MNC strategies aimed at tailoring existing practices and products to better fit the needs of emerging-market customers have not succeeded in making products and services available to the mass markets in the developing world—the 3 billion adults at the bottom of the economic pyramid who represent over half of the world’s adult population. [Figure 8-3](#) shows the distribution of the global adult population and wealth around the world.

Purchasing Power Parity,
in U.S. Dollars

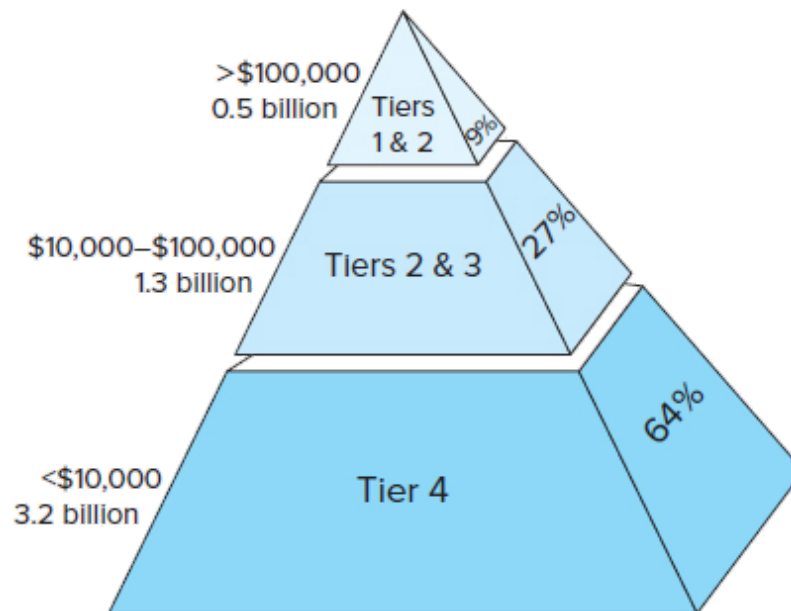


Figure 8-3

The World Adult Population and Wealth Pyramid in 2018

Source: Original graphic by Professor Jonathan Doh based on data from James Davies, Rodrigo Lluberas, and Anthony Shorrocks, Credit Suisse Global Wealth Databook 2018.

A group of researchers and companies have begun exploring the potentially untapped markets by developing base of the pyramid (BOP) strategies to identify, target, adapt, and respond to needs among the lowest income consumer segments. They have found that incremental adaptation of existing technologies and products is not effective at the BOP and that the BOP forces MNCs to fundamentally rethink their strategies.⁹⁴ Companies must consider smaller-scale strategies and build relationships with local governments, small entrepreneurs, and nonprofits rather than depend on established partners such as central governments and large local companies. Building relationships directly and at the local level contributes to the reputation and fosters the trust necessary to overcome the lack of formal institutions such as intellectual property rights and the rule of law. The BOP may also be an ideal environment for incubating new, leapfrog technologies,

including “disruptive” technologies that reduce environmental impacts and increase social benefit such as renewable energy and wireless telecom. Finally, business models forged successfully at the base of the pyramid have the potential to travel profitably to higher-income markets because adding cost and features to a low-cost model may be easier than removing cost and features from high-cost models.⁹⁵ This last finding has significant implications for the globalization-national responsiveness framework introduced at the beginning of the chapter and for the potential for MNCs to achieve a truly transnational strategy.⁹⁶

base of the pyramid strategy (BOP)

Strategies to identify, target, adapt, and respond to needs among the lowest income consumer segments.

Some researchers have proposed that collaboration and alliances with nonprofit nongovernmental organizations (NGOs) can be a means to jump-start market entry in BOP markets. Dahan, Doh, Oetzel, and Yaziji documented how collaborating with NGOs can contribute complementary capabilities—both intangible assets such as knowledge, reputation, Page 308 and brand and tangible resources such as human capital, production capabilities, and market access—along each stage of the value chain, affecting many aspects of the business model. These initiatives enable participating firms to create and deliver value in novel ways while minimizing costs and risks. They highlight, in particular, the competencies and resources that NGOs can bring to such partnerships, including market expertise (needs identification, knowledge of certain market segments); the value of NGO brands to customers; customer relationships; legitimacy with civil society players and governments; and ownership of—or access to—local distribution systems and local sourcing ability.⁹⁷ Among the cross-sectoral initiatives they profile is Nestlé’s cocoa initiatives in Africa. Together with a dozen other

major chocolate manufacturers, Nestlé has partnered with NGOs and local governments in setting up programs to improve labor conditions and promote sustainable farming practices in West Africa. Nestlé is at the forefront of the latter objective, with its sponsorship of “farmer field schools” on the Ivory Coast,⁹⁸ which support both the production of higher-quality cocoa (thus ensuring Nestlé has access to that labor and production) and the social benefits of that production. [Table 8-2](#) summarizes the findings of this research by presenting how NGOs and MNCs can build a business model that creates both economic and social value.

Table 8-2
Contributions by Nongovernmental Organizations to Business Models in Developing Markets

--

Business Activity and Example	Market Constraint and NGO Contribution	Relation of New Model to Prior Corporate or NGO Business Model	Potential Benefit(s) to Business Model	Distribution of Social and Economic Benefits
Market research: Ashoka/FEC project to provide irrigation to small farmers in Latin America	<i>Market constraint:</i> Lack of knowledge; overcoming information asymmetries <i>NGO contribution:</i> Identifying innovative technologies developed for unique local environment and market conditions; identification and aggregation of customer base	New co-created business model that enabled the provision of irrigation service to farmers, resulting in a doubling or tripling of their incomes; enabled private sector firm to reach new customers that would otherwise be inaccessible	Generation of novel business model	Social and economic
R&D: Cemex's Patrimonio Hoy program	<i>Market constraint:</i> Lack of appropriately priced and designed construction materials for self-construction of housing and financing <i>NGO contribution:</i> Market testing of products; incorporation of customer feedback; use of internal microcredit system to facilitate purchase of newly developed materials	New co-created business model that enabled Cemex to expand its market through reconfiguration of its business model and made it possible for Patrimonio Hoy to expand housing opportunities for low-income families	Generation of novel business model; value creation; cost minimization	Social and economic
Procurement and Production: Nestlé's cocoa farming initiatives	<i>Market constraint:</i> Underdeveloped human capital; need access to local networks and supply chains <i>NGO contribution:</i> Established relations with local communities and host-country governments	Extends Nestlé's existing business model (supply chain) and enables local NGOs to increase employment and other social benefits for residents	Value creation; value delivery; cost minimization	Primarily economic
Marketing: P&G/PSI and the Safe Drinking Water Alliance	<i>Market constraint:</i> Lack of knowledge surrounding distribution and use of water in developing countries <i>NGO contribution:</i> Input in product development, co-branding, customer education	Extends P&G's and PSI's existing business models by expanding the market for and the affordable availability of water-purification products (P&G product development; PSI's distribution networks)	Value creation	Social and economic
Distribution: HSBC Amah and Islamic Relief	<i>Market constraint:</i> Access to local networks and supply chains <i>NGO contribution:</i> May take on the provision of some services itself	Extends HSBC Amah's existing business model	Value creation; value delivery; cost minimization	Primarily economic
Comprehensive: AtoZ Mosquito Net Venture	<i>Market constraint:</i> No single organization able to develop and distribute affordable mosquito nets <i>NGO contribution:</i> Holistic and fundamental rethinking of product/process and construction of new model tailored to specific context	Creation of new product based on shared technology and expertise; WHO participation makes product accessible to many people in Africa; Substantial financial and social value created		Social and economic

Source: Dahan, Nicolas M., Jonathan P. Doh, Jennifer Oetzel, and Michael Yaziji. "Corporate-NGO Collaboration: Co-creating New Business Models for Developing Markets." *Long Range Planning* 43, no. 2 (2010): 337–338.

Danone is another company that has targeted poor consumers through innovative strategy and marketing. It is marketing a single-serving yogurt drink in many developing country markets around the world, some living on dollar-a-day food budgets, selling the drinkable yogurts for as little as 10 cents. Today, more than half of Danone's sales come from emerging markets—up

from just 6 percent in 2000.⁹⁹ Danone has leveraged this strategy in multiple markets with various products. In China, the company is focusing on the growing baby food market, and, in Senegal, where consumers typically have three or four snacks during a day and only one main meal, Danone is pushing its on-the-go yogurt snacks.¹⁰⁰ The company's yogurt products have also been a hit in Indonesia, where the average per capita income is about \$11 a day. In just the first three months on the market, Danone sold more than 10 million yogurt bottles to Indonesians.

In Bangladesh, Danone partnered with Muhammad Yunus, who later won the Nobel Peace Prize for pioneering work in microfinance, to set up a joint venture called Grameen Danone Foods Ltd. The goal was to sell a seven-cent yogurt product called Shokti Doi—which means “strong yogurt.” Rich with vitamins and minerals, it was to be sold through local women, who would peddle it door to door on commission.¹⁰¹ The Danone venture with Grameen faced some setbacks: Milk prices soared, factory openings were delayed, and the saleswomen couldn't earn a living selling yogurt alone. The Danone venture shifted strategies and now sells the bulk of Shokti Doi in urban stores, not rural villages. But the knowledge gained through these experiences can be essential for MNCs: Danone maintained the project in Bangladesh, which it says provided useful insights for other parts of its business, and subsequently built a factory in Thailand modeled on the Bangladesh facility.

The BOP strategy is challenging to implement. Companies have to offer affordable goods that are highly available in a community that is willing to accept the product. Most importantly, however, is that the company must bring awareness of the product to the general populace. Balancing these is not a simple task because advertising and efficient distribution networks, for example, cost a significant amount, yet the companies cannot add a high price tag. Furthermore, the illiteracy issues, poor infrastructure, corruption, and nonexistent distribution channels often associated with poverty-stricken

societies deter companies from wanting to invest. Despite the many barriers, companies can be successful. In the early years of cell phone usage, Smart Communications Inc. saw that there was a great opportunity to expand in the Philippines, where about half the population lived in poverty. In 2002, the market forecasted that approximately 30 percent of the population would be using mobile phones by 2008. Smart offered pay-as-you-go phones that could be recharged using a microchip that was already in the cell phones, making it possible to recharge “over the air.” The company then began to offer pricing plans that consisted of extremely small increments, so even the low-income consumer could take advantage of the opportunity. It worked in Smart’s favor, as more and more people began using the service daily, and the cellular industry reached a 30 percent margin in 2004, changing forecasts to a shocking 70 percent mobile phone usage rate by 2008. Smart’s parent company experienced a more than 10-fold increase in profits in 2004 as compared to 2003, due in large part to focusing on the very lucrative market at the base of the pyramid.¹⁰² To learn more about how mobile technology is reaching impoverished countries, see the accompanying International Management in Action box.

Page 309

Page 310

International Management in Action

Can Internet and Mobile Access Transform Poor Economies at the Base of the Pyramid?

Developed countries have experienced dramatic advances in information and communications technology (ICT)—notably, sharp increases in penetration of both Internet and wireless phone networks. Developing countries, especially the poorest countries of South Asia and Africa, have not benefited from these trends. Some entrepreneurs, however, see great potential in reaching these “bottom of the pyramid markets,” although these efforts have, to date, been challenging. Low literacy rates, poor infrastructure, corruption and other political interference, and incomplete business models have all contributed to stillborn efforts, yet these entrepreneurs have persevered.

In terms of wireless and Internet services, many view Africa as the next great frontier, despite the fact that more than half the population lives on less than \$2 a day. From 2000 to 2018, Internet penetration in Africa grew more than 10,000 percent, from just over 4 million in 2000 to 465 million in 2018 (see [Table 2-2](#) in [Chapter 2](#)). The total number of mobile subscribers in Sub-Saharan Africa stood at 444 million in 2017, representing 44 percent of the population. Nearly 90 percent of the continent’s population lives in an area that is covered by cellular service.

The increase in the number of mobile cellular subscriptions over the last five years has defied all predictions and Africa remains the region with the highest mobile growth rate. The continent has a high ratio of mobile cellular subscriptions to fixed telephone lines, and the high mobile cellular growth rate suggests that Africa has taken the lead in the shift from fixed to mobile telephony, a trend that can be

observed worldwide. The number of Internet users has also grown faster than in other regions, though smartphones, which are the primary method of Internet access for Africans, still remain financially out of reach for many. Data plans are too expensive for the average African consumer, and, at several hundred dollars each, the phones themselves are too expensive to purchase.

African countries are facing a number of challenges in increasing ICT levels. These include the lack of full liberalization of markets and the limited availability of infrastructure, such as a shortage of international Internet bandwidth. According to a recent report by the U.N.'s ITU agency, the cost of information technology and communication services still far exceeds the average salary. On the question of infrastructure, the report says there are practically no cable networks and many countries face a shortage of international Internet bandwidth. According to the ITU, the figures highlight the acceleration of growth in African mobile and Internet markets outside South Africa in less than a decade. Growth in Nigeria has been very strong. Kenya, Ghana, Tanzania, and Cote d'Ivoire have also accounted for the change in the distribution of mobile connections.

European companies were among the first to aggressively pursue African cellular markets. Swedish telecom giant Ericsson has pushed into the region, and England's Vodafone Group PLC and France's Orange S.A. have set up operations around the region. But other entrepreneurs have identified mobile service and Internet services as a way to make money and empower individuals.

Terracom, an Internet venture started by Greg Wyler, an American tech entrepreneur, entered Rwanda and was granted a contract to connect 300 schools to the Internet. Later, the company bought 99 percent of the shares in Rwandatel, the country's national telecommunications company, for \$20 million. Africa's only connection to the network of computers and fiber optic cables that are the Internet's backbone is a \$600 million undersea cable running from Portugal down the west coast of Africa. Built in 2002, the cable was supposed to provide cheaper and faster web access, but it didn't deliver. Adding to the problem is that most of the satellites serving Africa were launched nearly 20 years ago and are aging or going out of commission. A satellite set to go into service last year blew up on the launching pad. Power is also an issue, as intermittent power failures in Rwanda hamper efforts to provide a steady electricity source. Meanwhile, Terracom's venture has been plagued by repeated setbacks, with both sides accusing the other of failing to deliver on its promise. "The bottom line is that he promised many things and didn't deliver," said Albert Butare, the country's telecommunications minister.

Africa Online, another venture, was the first Internet service provider in Kenya (1995) and Cote d'Ivoire (1996). It grew to span eight countries across Africa. The company was founded in 1994 by three Kenyans who met each other while students at MIT and Harvard. The idea began as an online news service for Kenyans, which developed from an online community hosted at MIT called KenyaNet, one of several online communities that were among the most fervent virtual

communities in the early pre-web 1990s. With the commercialization of the Internet, Africa Online moved its focus away from providing news to connecting Africans on the continent to the Internet. In 1995, the company was bought by International Wireless of Boston, which ultimately became Prodigy. During this period, Africa Online expanded rapidly from its original operation in Kenya to Ghana, Cote d'Ivoire, Tanzania, Uganda, Zambia, Zimbabwe, and Swaziland, with the three Kenyans continuing to manage the operation. Africa Online was the first commercial Internet provider in Kenya and Cote d'Ivoire. In 2007, Africa Online was purchased by South Africa's Telkom.

What makes Africa's mobile and Internet revolution significant is its potential economic impact. The World Bank has been a strong supporter of deploying wireless Page 311 and Internet communication to improve food production and other development. To some, mobile has become a means to economic empowerment. For example, farmers in Senegal now use their one mobile phone to find eggplant buyers in Dakar willing to pay three times the rate offered by local middlemen. These and other examples suggest the information and communication technology revolution may reap benefits for multinational and local companies, as well as others who may improve their economic situation by exploiting these new communication opportunities.

Sources: Powell, Mike. "Culture and the Internet in Africa, a Challenge for Political Economists." *Review of African Political Economy*, June 2001, 241; "Reasons to Cut Off Mr. Mugabe." *Economist*, April 13, 1996, 339; "The Digital Gap." *Economist*,

October 20, 2007, 64; “The Mobile Economy Sub-Saharan Africa 2018.” GSMA, 2018, <https://www.gsma.com/r/mobileeconomy/sub-saharan-africa>; “The Mobile Revolution in Africa.” *Global Finance*, December 2009, 49.

Entrepreneurial Strategy and New Ventures

In addition to strategies that must be tailored for the particular needs and circumstances in emerging economies, specialized strategies are also required for the international management activities of entrepreneurial and new-venture firms. Most international management activities take place within the context of medium-large MNCs, but, increasingly, small and medium companies, often in the form of new ventures, are getting involved in international management. This has been made possible by advances in telecommunication and Internet technologies and by greater efficiencies and lower costs in shipping, allowing firms that were previously limited to local or national markets to access international customers. These new access channels, however, suggest particular strategies that must be customized and tailored to the unique situations and resource limitations of small, entrepreneurial firms.^{103,104}

International Entrepreneurship International entrepreneurship has been defined as “a combination of innovative, proactive, and risk-seeking behavior that crosses national borders and is intended to create value in organizations.”¹⁰⁵ The internationalization of the marketplace and the increasing number of entrepreneurial firms in the global economy have created new opportunities for small and new-venture firms to accelerate internationalization. This international entrepreneurial activity is being observed in even the smallest and newest organizations. Indeed, one study

among 57 privately held Finnish electronics firms during the mid-1990s showed that firms that internationalize after they are established domestically must overcome a number of barriers to that international expansion, such as their domestic orientation, internal domestic political ties, and domestic decision-making inertia. In contrast, firms that internationalize earlier face fewer barriers to learning about the international environment.¹⁰⁶ Thus, the earlier in its existence that an innovative firm internationalizes, the faster it is likely to grow, both overall and in foreign markets.

international entrepreneurship

A combination of innovative, proactive, and risk-seeking behavior that crosses national boundaries and is intended to create value for organizations.

However, despite this new access, there remain limitations to international entrepreneurial activities. In another study, researchers show that deploying a technological learning advantage internationally is no simple process. They studied more than 300 private independent and corporate new ventures based in the United States. Building on past research about the advantages of large, established multinational enterprises, their results from 12 high-technology industries show that greater diversity of national environments is associated with increased technological learning opportunities even for new ventures, whose internationalization is usually thought to be limited.¹⁰⁷ In addition, the breadth, depth, and speed of technological learning from varied international environments are significantly enhanced by formal organizational efforts to integrate knowledge throughout a firm such as cross-functional teams and formal analysis of both successful and failed projects. Further, the research shows that venture performance (growth and return on equity) is improved by technological learning gained from international environments.

International New Ventures and “Born-Global” Firms Another dimension of the growth of international entrepreneurial activities is the increasing incidence of international new ventures, or **born-global firms**—firms that engage in significant international activity shortly after being established. Building on an empirical study of small firms in Norway and France, researchers found that more than half of the exporting firms established there since 1990 could be classified as “born-globals.”¹⁰⁸ Examining the differences between newly established firms with high or low export involvement levels revealed that a decision maker’s global orientation and market conditions are important factors.

born-global firms

Firms that engage in significant international activities shortly after being established.

Another study highlighted the critical role of innovative culture, as well as knowledge and capabilities, in this unique breed of international, entrepreneurial firms. An analysis of case studies and surveys revealed key strategies that engender international success among these innovative firms.¹⁰⁹ Successful born-global firms leverage a distinctive mix of orientations and strategies that allow them to succeed in diverse international markets. Their possession of the foundational capabilities of international entrepreneurial orientation and international marketing orientation engender the development of a specific collection of organizational strategies. The most important business strategies employed by born-global firms are global technological competence, unique-products development, quality focus, and leveraging of foreign distributor competences.¹¹⁰

There is a difference between born-global firms and born-international firms, as one study showed. Born-international firms tend to export products close to markets, and revenues from these outside markets contribute 25

percent or less of total revenues. Truly born-global firms, however, tend to distribute goods to distant markets in multiple regions, and revenues from international activities tend to surpass 25 percent. It has been found that truly born-global firms tend to survive longer than other seemingly global companies.¹¹¹ However, being born global can simply be seen as accelerated internationalization. Another study compared born-global firms to those that sought out joint ventures or acquisitions (see [Chapter 9](#)) as a method to expand internationally. Results showed that while the market responds more positively to joint ventures or “partnerships,” the extent to which a born-global is successful greatly depends on how developed the area is that the company is moving into. In other words, while the market appreciates already-established firms because they are familiar, if a start-up does not have the capital to partner with well-known organizations and the international markets are open, then born-global companies may show slightly lower returns in the beginning, but this is not an indicator of survival or ultimate success.¹¹²

One clear example of a born-global firm is California-based Amazon. Like most U.S. Internet firms, Amazon has been able to distribute its products and services on an international scale from the outset. Although differing levels of cultural similarities and technological sophistication impact Amazon’s potential for success internationally, the Internet as a medium has removed certain entry barriers that have historically restricted quick market entry.¹¹³ Another example is New York-based online trading and investing services E*Trade. The company was able to bring in revenues from 33 countries in only three years, clearly making it a global brand. Allowing customers to actively participate in their investments while offering multilingual technical and professional customer support allowed E*Trade to integrate its services in many countries. The simplified website does not bombard consumers with extraneous information and allows each person to

trade as much or as little as desired, making it inherently customized. Page 313

It has not been a success story for its entire existence, however. The company was in danger of being left behind when it could not get out of the red, but, in 2005, the company was able to become profitable due to the low cost of Internet business and its extremely diverse customer base. Although it had its ups and downs in the following years, it survived the financial crisis with fewer problems than many “bricks and mortar” brokerages.

The Internet clearly provides one of the easiest and most efficient methods of becoming global quickly, but it is important that awareness be brought to the business, or it, too, can be lost in the digital maze. Now more than ever, born-global as a corporate strategy is becoming more attractive and less risky. The chapter opening World of International Management box of [Chapter 11](#) provides a discussion of the globalization and strategy of two online retailers.



The World of International Management— Revisited

Recall the World of International Management’s discussion of Starbucks that opened this chapter. It is easy to see why Starbucks is looking to expand globally and reshaping its business strategy accordingly. Slowing domestic growth, coupled with increased competition, makes expansion into new markets an attractive gamble. As discussed in the chapter opening, Starbucks must adapt its customer experience and product offerings to appeal to the local markets; the demands of the Italian espresso drinker differ greatly from those of the Chinese tea drinker.

Drawing on your understanding of the need for and the benefits of strategic management, answer these questions: (1) Which imperative is likely to be relatively most important to MNCs in the coming decade: economic, political, or quality? (2) When MNCs scan the environment, what are two key areas for consideration that they must address? (3) Referring to the chapter's opening discussion, how would you characterize Starbucks' strategy within the globalization-national responsiveness framework? (4) Which FSAs and CSAs does it primarily rely upon? To what extent does Starbucks use a base of the pyramid strategy? How would it affect the company if low-income markets turned out to be a bust?

SUMMARY OF KEY POINTS

1. There is a growing need for strategic management among MNCs. Some of the primary reasons are that foreign direct investment is increasing; planning is needed to coordinate and integrate increasingly diverse operations via an overall focus; and emerging international challenges require strategic planning.
2. A strategic plan can take on an economic focus, a political focus, a quality focus, an administrative coordination focus, or some variation of the four. The global integration-national responsiveness framework defines the four basic strategies employed by MNCs: international, global, multi-domestic, and transnational. Although transnational is often the preferred strategy, it is also the most difficult to implement.
3. Strategy formulation consists of several steps. First, the MNC carries out external environmental scanning to identify opportunities and threats. Next, the firm conducts an internal resource analysis of

company strengths and weaknesses. Strategic goals then are formulated in light of the results of these external and internal analyses.

4. Strategy implementation is the process of providing goods and services in accord with the predetermined plan of action. This implementation typically involves such considerations as deciding where to locate operations, carrying out an entry and ownership strategy, and using functional strategies to implement the plan. Functional strategies focus on marketing, production, and finance.
5. Strategies for emerging markets and international entrepreneurship/new ventures may require specialized approaches targeted to these unique circumstances.

KEY TERMS

[administrative coordination](#), 293

[base of the pyramid strategy \(BOP\)](#), 307

[born-global firms](#), 312

[economic imperative](#), 290

[environmental scanning](#), 296

[global integration](#), 293

[global strategy](#), 295

[international entrepreneurship](#), 311

[international strategy](#), 295

[key success factor \(KSF\)](#), 298

[multi-domestic strategy](#), 295

[national responsiveness](#), 294

[political imperative](#), 291

[quality imperative](#), 292

[strategic management](#), 288

[strategy implementation](#), 300

[transnational strategy](#), 295

REVIEW AND DISCUSSION QUESTIONS

1. Of the four imperatives discussed in this chapter—economic, political, quality, and administration—which would be most important to IBM in its efforts to make inroads in the African market? Would this emphasis be the same as that in the United States, or would IBM be giving primary attention to one of the other imperatives? Explain.
2. Define global integration as used in the context of strategic international management. In what way might globalization be a problem for a successful national organization that is intent on going international? In your answer, provide an example of the problem.
3. Some international management experts contend that globalization and national responsiveness are diametrically opposed forces and that to accommodate one, a multinational must relax its efforts in the other. In what way is this an accurate statement? In what way is it incomplete or inaccurate?
4. Consider that both a retail chain and a manufacturing company want to expand overseas. What environmental factors would have the most impact on these companies? What ratio of environmental scanning to internal analysis should each employ? What key factors of success differentiate the two?
5. AB InBev is attempting to expand in India, where beer is not widely consumed and liquor dominates the market. What areas should be

targeted for strategic goals? What could be some marketing implications in the Indian market?

6. What particular conditions that MNCs face in emerging markets may require specialized strategies? What strategies might be most appropriate in response? How might a company identify opportunities at the base of the pyramid (i.e., low-income markets)?
7. What conditions have allowed some firms to be born global? What are some examples of born-global companies?
8. Mercedes changed its U.S. strategy by announcing that it is developing cars for the \$30,000 to \$45,000 price range (as well as its typical upper-end cars). What might have accounted for this change in strategy? In your answer, include a discussion of the implications from the standpoints of marketing, production, and finance.

INTERNET EXERCISE: INFOSYS' GLOBAL STRATEGY

Infosys is one of the world's largest IT service providers. It started in India but has rapidly expanded around the world. It offers consulting services, outsourcing, data storage, and other informational management services to all industries. Go to Infosys' website at <https://www.infosys.com> and review the various services it offers. Then answer these questions: How do you think international strategic management is reflected in what you see on the website? What major strategic planning steps would Infosys need to carry out in order to remain a world leader with such diverse offerings? What potential threat, if it occurred, would prove most disastrous for Infosys, and what

could the company do to deal with the possibility of this negative development?

ENDNOTES

1. Bloomberg News, “Flush with Cash from Nestle, Starbucks Unveils an Ambitious China Plan,” *AdAge*, May 16, 2018, <https://adage.com/article/cmo-strategy/starbucks-unveils-ambitious-china-plan/313537>.
2. Andrew Ross Sorkin, “While Other U.S. Companies Flee China, Starbucks Doubles Down,” *New York Times*, July 31, 2017, <https://www.nytimes.com/2017/07/31/business/dealbook/sorkin-china-starbucks.html>.
3. Ibid. Page 315
4. Jon Bird, “Roasted: How China Is Showing the Way for Starbucks in the U.S.,” *Forbes*, January 15, 2019, <https://www.forbes.com/sites/jonbird1/2019/01/15/roasted-how-china-is-showing-the-way-for-starbucks-u-s/#31cca727d443>.
5. Sorkin, “While Other U.S. Companies Flee China, Starbucks Doubles Down.”
6. Starbucks Stories, “First-of-Its-Kind Starbucks Virtual Store to Advance Customer Digital Experiences in Unimaginable Ways in China,” December 13, 2018, <https://stories.starbucks.com/press/2018/starbucks-virtual-store-to-advance-customer-digital-experiences-in-china>.
7. Joanna Lam and Daniel Ren, “Starbucks, Costa Take on the Challenge of Growing the Coffee Business in China, the

Traditional Land of Tea,” *South China Morning Post*, August 21, 2018,

<https://www.scmp.com/business/companies/article/2160564/starbucks-costa-take-challenge-growing-coffee-business-china>.

8. Daniel Shane, “This Coffee Company Thinks It Can Beat Starbucks in China,” CNN, January 3, 2019, <https://www.cnn.com/2018/12/28/business/luckin-coffee-china-starbucks/index.html>.
9. Jenna Wang, “Why It Took Starbucks 47 Years to Open a Store in Italy,” *Forbes*, September 13, 2018, <https://www.forbes.com/sites/jennawang/2018/09/13/why-it-took-starbucks-47-years-to-open-a-store-in-italy/#61b748abfc00>.
10. Ibid.
11. Ivana Kottasova, “Starbucks Is Opening Its First Store in Italy. Frappuccinos Aren’t on the Menu,” CNN, September 6, 2018, <https://money.cnn.com/2018/09/06/news/companies/starbucks-italy-first-store/index.html>.
12. Luca Bruno and Frances D’Emilio, “Starbucks to Open Its First Store in Italy, Home of Espresso,” *USA Today*, September 6, 2018, <https://www.usatoday.com/story/money/business/2018/09/06/starbucks-first-store-italy/1211667002>.
13. Ibid.
14. Eric Sylvers, “After 25,000 Stores in 78 Countries, Starbucks Turns to Italy,” *Wall Street Journal*, September 6, 2018,

<https://www.wsj.com/articles/after-25-000-stores-in-78-countries-starbucks-turns-to-italy-1536206460>.

15. Rachel Hosie, “Starbucks Opens First Coffee Shop in Italy,” *Independent*, September 7, 2018, <https://www.independent.co.uk/life-style/food-and-drink/starbucks-italy-first-coffee-shop-milan-reserve-roastery-a8526971.html>.
16. Saiidi Uptin and Sarah Whitten, “Starbucks Just Opened Its First Location in Italy—See Why It’s Not Your Typical Store.” CNBC, September 6, 2018, <https://www.cnn.com/2018/09/06/starbucks-just-opened-its-first-location-in-italy-but-its-far-from-typical.html>.
17. Charlie Nordblom, “Involving Middle Managers in Strategy at Volvo Group,” *Strategic Communication Management* 10, no. 2 (February/March 2006): 26–29.
18. Joel Baglole, “Citibank Takes Risk by Issuing Cards in China,” *Wall Street Journal*, March 10, 2004, C1.
19. Wang Ming, “Citigroup Sets China Growth,” *Wall Street Journal*, March 15, 2007, C7.
20. “Citibank Branch Networks,” Citibank, February 22, 2019, https://www.citibank.com.cn/sim/english/static/atm_network.htm.
21. Matthew Miller, “Citigroup Targets Belt and Road to Boost China Revenue,” *Reuters*, September 22, 2017, <https://www.reuters.com/article/us-china-silkroad->

[citigroup/citigroup-targets-belt-and-road-to-boost-china-revenue-idUSKCN1BX0XH](https://www.citigroup.com/citigroup-targets-belt-and-road-to-boost-china-revenue-idUSKCN1BX0XH).

22. Jennifer M. Freedman, “China Nod for Citibank Credit Cards May Show Market Opening,” *Bloomberg*, February 6, 2012, <https://www.bloomberg.com/news/articles/2012-02-06/nod-for-citibank-s-credit-cards-may-signal-chinese-banking-market-opening>.
23. “Citi China Leads the Market to Launch Citi Virtual Card Accounts Helping Corporates to Enhance Security and Efficiency,” Citibank, November 12, 2018, <https://www.citibank.com/tts/about/press/2018/2018-1112.html>.
24. Yen Lee Nee, “Citi’s Plan for Its Fastest-Growing Region: Fewer Branches, More Online,” *CNBC.com*, June 26, 2018, <https://www.cnbc.com/2018/06/26/going-digital-citibank-on-growth-in-consumer-banking-credit-cards.html>.
25. Jamie Lee, “Citi’s Asia Consumer Business Gains from Its Digital Strides,” *Business Times*, June 12, 2018, <https://www.businesstimes.com.sg/banking-finance/citis-asia-consumer-business-gains-from-its-digital-strides>.
26. Bahar Karaman, “Ford Thailand to Invest US\$186 Million in Rayong Factory,” *Thailand Business News*, December 1, 2015, <https://www.thailand-business-news.com/corporate/51708-ford-thailand-invest-us186-million-rayong-factory.html>.
27. “Ford Has Best Quarter Ever in Thailand, Auto Orders Rising,” Royal Thai Embassy, Washington DC, April 23, 2018, <https://thaiembdc.org/2018/04/23/ford-has-best-quarter-ever-in-thailand-auto-orders-rising>.

28. “Production Statistics,” OICA,
<http://www.oica.net/category/production-statistics> (last visited March 1, 2019).
29. Matt Egan, “The Dismantling of GE Continues: It Is Selling Yet Another Business,” [CNN.com](https://www.cnn.com/2018/11/06/business/general-electric-current-sale-lighting/index.html), November 6, 2018,
<https://www.cnn.com/2018/11/06/business/general-electric-current-sale-lighting/index.html>.
30. Barry Hopewell, “Strategic Management: A Multi-perspective Approach,” *Long Range Planning* 36, no. 4 (July 2003): 317.
31. Martin K. Welge, “Planning in German Multinational Corporations,” *International Studies of Management and Organization* (Spring 1982): 6–37.
32. Martin K. Welge and Michael E. Kenter, “Impact of Planning on Control Effectiveness and Company Performance,” *Management International Review* 20, no. 2 (1988): 4–15.
33. Johanna Mair, “Exploring the Determinants of Unit Performance: The Role of Middle Managers in Stimulating Profit Growth,” *Group & Organization Management* 30, no. 3 (June 2005): 263–88.
34. See, for example, M. Kotabe and J. Y. Murray, “Global Sourcing Strategy and Sustainable Competitive Advantage,” *Industrial Marketing Management* 33 (2004): 7–14.
35. Joan Magretta, “Fast, Global, and Entrepreneurial: Supply Chain Management, Hong Kong Style,” *Harvard Business Review*, September/October 1998.

36. Lester Wan, "Coca-Cola India's Thums Up Expansion Shows the Power of Local Beverage Brands," *Food Navigator-Asia*, February 8, 2018, <https://www.foodnavigator-asia.com/Article/2018/02/08/Coca-Cola-India-s-Thums-Up-expansion-shows-the-power-of-local-beverage-brands#>.
37. "Coca-Cola India Launches Thums Up Charged No Sugar," Coca-Cola Company, April 10, 2018, <https://www.coca-colaindia.com/newsroom/coca-cola-india-launches-thumsup-charged-no-sugar>.
38. "India 'sparkling' for Coca-Cola as Beverages Major Reported Big Sales Jump in 2018 Q1," *Hindu Business Line*, April 24, 2018, <https://www.thehindubusinessline.com/news/india-sparkling-for-coca-cola-as-beverages-major-reported-big-sales-jump-in-2018-q1/article23661569.ece>.
39. Ratna Bhushan, "Coca-Cola's Bouquet of Brands Leads Those of PepsiCo in Soft Drinks Market, but Coke Not at the Top," *Economic Times*, November 2, 2012, http://articles.economictimes.indiatimes.com/2012-11-02/news/34876016_1_brand-coke-coca-cola-india-drinks-brands.
40. Richard M. Hodgetts, *Measures of Quality and High Performance* (New York: American Management Association, 1998).
41. Sang M. Lee, Fred Luthans, and Richard M. Hodgetts, "Total Quality Management: Implications for Central and Eastern Europe," *Organizational Dynamics* 20, no. 4 (1992): 42–55.

42. Christian Wardlaw, “Top-Ranked Cars, Trucks and SUVs in the J.D. Power 2019 U.S. Vehicle Dependability Study,” JD Power, February 13, 2019,
<https://www.jdpower.com/cars/ratings/dependability/2019/top-ranked-cars-trucks-suvs-jd-power-2019-us-vehicle-dependability-study>.
43. “iPhone X Arrives in South Korea, Thailand, Turkey and 10 More Countries,” Apple, November 7, 2017,
<https://www.apple.com/newsroom/2017/11/iphone-x-arrives-in-south-korea-thailand-turkey-and-10-more-countries>.
44. Don Reisinger, “Apple’s iPhone X Sales Have Been Strong—But Not Record-Breaking, Analyst Says,” *Fortune*, January 23, 2018,
<http://fortune.com/2018/01/23/apple-iphone-x-sales-2>.
45. Leslie Wayne, “Chief Decided to Step Down at Motorola,” *New York Times*, September 20, 2003, C1.
46. “Hip Cell,” *Chicago Tribune*, June 3, 2004, 32.
47. Hayley Tsukayama, “Google Agrees to Acquire Motorola Mobility,” *Washington Post*, August 15, 2011,
https://www.washingtonpost.com/blogs/faster-forward/post/google-agrees-to-acquire-motorola-mobility/2011/08/15/gIQABmTkGJ_blog.html.
48. Christopher A. Bartlett and Sumantra Ghoshal, *Managing across Borders: The Transnational Solution*, updated 2nd ed. (Cambridge, MA: Harvard Business School Press, 2002).
49. Ibid.

50. Royal Ford, "Driven by Demand, Vehicle Buyers Want Versatility and Amenities, Too," *Boston Globe*, February 3, 2004, G1.
51. "December 2018 and Year-End Sales Chart," Toyota, January 3, 2019,
<https://corporatenews.pressroom.toyota.com/releases/december+2018+sales+chart.htm>.
52. Alfons Trompenaars and Charles Hampden-Turner. *Riding the Waves of Culture: Understanding Cultural Diversity in Global Business* (New York: McGraw-Hill, 1998).
53. Dan Sabbagh, "How the Blu-ray War Was Won—Sony Outspent, Outsold Toshiba," *The Times*, February 21, 2008,
<https://www.thetimes.co.uk/article/how-the-blu-ray-war-was-won-sony-outspent-outsold-toshiba-3ffld6f8kxm>.
54. Kerry Capell, "Thinking Simple at Philips," *BusinessWeek*, December 11, 2006, 50.
55. Monsanto, <https://www.monsanto.com>.
56. Charles Hill, *Global Business Today*, 3rd ed. (New York: McGraw-Hill, 2004), 376-80.
57. Ibid.
58. See Anne-Wil Harzing, "An Empirical Analysis and Extension of the Bartlett and Ghoshal Typology of Multinational Companies," *Journal of International Business Studies* (First Quarter 2000): 101–20.
59. Kendra S. Albright, "Environmental Scanning: Radar for Success," *Information Management Journal* 38, no. 3 (May/June 2004): 38–44.

60. Manuel Yunggar, "Environment Scanning for Strategic Information: Content Analysis from Malaysia," *Journal of American Academy of Business* 6, no. 2 (March 2005): 324–31.
61. Joan Solsman, "Netflix Invades Europe; Why Expansion beyond the US Is So Critical," CNET, September 29, 2014, <https://www.cnet.com/news/netflix-invades-europe-why-international-expansion-is-so-critical>.
62. Sam Schechner, "Netflix Continues European Expansion into Less Connected Markets," *Wall Street Journal*, June 7, 2015, <https://www.wsj.com/articles/netflix-continues-european-expansion-into-less-connected-markets-1433687654>.
63. James Cook, "Netflix Will Make Dozens More European Shows in 2019 in Challenge to BBC," *The Telegraph*, November 28, 2018, <https://www.telegraph.co.uk/technology/2018/11/28/netflix-ramps-european-shows-ofcom-calls-home-grown-competitor>.
64. "Cisco Announces Agreement to Acquire BroadSoft, a Leader in Cloud Calling and Contact Center Solutions," Cisco, October 23, 2017, <https://newsroom.cisco.com/press-release-content?type=webcontent&articleId=1887125>.
65. Rob Salvagno, "Cisco Announces Intent to Acquire Duo Security," Cisco, August 2, 2018, https://blogs.cisco.com/news/cisco-announces-corporate-news-8_18.
66. Eva Dou and Don Clark, "Struggles in China Push Cisco to Strike Deal," *Wall Street Journal*, September 22, 2015,

<https://www.wsj.com/articles/struggles-in-china-push-cisco-to-strike-deal-1442965527>.

67. Ritsuko Ando, “Cisco Takes Aim at China Despite Trade Tensions,” Reuters, April 15, 2010, <https://www.reuters.com/article/us-cisco-china-analysis-idUSTRE63E4RN20100415>.
68. John Rosevear, “Ford’s European Sales Jump 18% as Its Turnaround Continues,” *Motley Fool*, March 10, 2016, <https://www.fool.com/investing/general/2016/03/10/fords-european-sales-jump-18-as-its-turnaround-con.aspx>.
69. “Ford’s European Business Getting an Overhaul and Job Cuts,” *CBS News*, January 10, 2019, <https://www.cbsnews.com/news/fords-european-business-getting-an-overhaul-and-job-cuts>.
70. Michael Martinez, “Why Ford Is Restructuring in Europe—Again,” *Automotive News*, January 10, 2019, <https://www.autonews.com/blogs/why-ford-restructuring-europe-again>.
71. Sea Jin Chang, “International Expansion Strategy of Japanese Firms: Capability Building through Sequential Entry,” *Academy of Management Journal* 38, no. 2 (1995): 383–407.
72. “Accenture to Acquire Majority Stake in IMJ to Expand Its Digital Capabilities in Japan,” Accenture, April 4, 2016, <https://newsroom.accenture.com/news/accenture-to-acquire-majority-stake-in-imj-to-expand-its-digital-capabilities-in-japan.htm>.

- Mary Anastasia O'Grady, "Americas: Teamsters Give NAFTA a Flat Tire," *Wall Street Journal*, April 16, 2004, A15.
73. Joel Millman, "The Economy: Mexican Mergers, Acquisitions Triple from 2001," *The Economist*, December 27, 2002, A2.
74. Joshua Franklin, "L Catterton to Buy Jose Cuervo-Backed Hot Sauce Brand Cholula," *Reuters*, December 11, 2018, <https://www.reuters.com/article/us-cholula-m-a-l-catterton/l-catterton-to-buy-jose-cuervo-backed-hot-sauce-brand-cholula-idUSKBN1OB005>.
75. "AT&T Completes Acquisition of Nextel Mexico," AT&T, April 30, 2015, http://about.att.com/story/att_completes_acquisition_of_nextel_mexico.html.
76. Harry I. Chernotsky, "Selecting U.S. Sites: A Case Study of German and Japanese Firms," *Management International Review* 23, no. 2 (1983): 45–55.
77. Also see Roland Calori, Leif Melin, Tugrul Atamer, and Peter Gustavsson, "Innovative International Strategies," *Journal of World Business* 35, no. 4 (2000): 333-54.
78. Christos Pantzalis, "Does Location Matter? An Empirical Analysis of Geographic Scope and MNC Market Valuation," *Journal of International Business Studies* (First Quarter 2001): 133–55.
79. "A Guide in Africa: Why Investors in Frontier Markets Need Someone to Show Them Around," *The Economist*, February 23,
- 80.

2013, <https://www.economist.com/business/2013/02/23/a-guide-in-africa>.

81. This section is adapted from Alan Rugman and Jonathan P. Doh, *Multinationals and Development* (New Haven, CT: Yale University Press, 2008), pp. 12–14.
82. Bertel Schmitt, “How Japan, ‘the Most Closed Market in the World,’ Managed to Import 360,000 Foreign Cars,” *Daily Kanban*, January 12, 2015, <http://dailykanban.com/2015/01/japan-closed-market-world-managed-import-360000-foreign-cars>.
83. Ibid. Page 318
84. Das Narayandas, John Quelch, and Gordon Swartz, “Prepare Your Company for Global Pricing,” *Sloan Management Review*, Fall 2000, 61–70.
85. “World Investment Report 2018: Investment and New Industrial Policies,” UNCTAD, 2018, https://unctad.org/en/PublicationsLibrary/wir2018_overview_en.pdf.
86. Jonathan P. Doh and Ravi Ramamurti, “Reassessing Risk in Developing Country Infrastructure,” *Long Range Planning* 36, no. 4 (2003): 337–53.
87. Jonathan P. Doh, Peter Rodriguez, Klaus Uhlenbruck, Jamie Collins, and Loraine Eden, “Coping with Corruption in Foreign Markets,” *Academy of Management Executive* 17, no. 3 (2003): 114–27.

88. See Yudong Luo and Mike W. Peng, “First Mover Advantages in Investing in Transitional Economies,” *Thunderbird International Business Review* 40, no. 2 (March/April 1998): 141–63.
89. For a detailed analysis of first-mover effects of this case, see Jonathan P. Doh, “Entrepreneurial Privatization Strategies: Order of Entry and Local Partner Collaboration as Sources of Competitive Advantage,” *Academy of Management Review* 25, no. 3 (2000): 551–71.
90. “Mexico—Telecoms, Mobile, Broadband and Digital Media—Statistics and Analyses,” *Business Insider*, August 31, 2017, <https://markets.businessinsider.com/news/stocks/mexico-telecoms-mobile-broadband-and-digital-media-statistics-and-analyses-1002300445>.
91. C. K. Prahalad, *The Fortune at the Bottom of the Pyramid: Eradicating Poverty through Profits* (revised and updated 5th Anniversary Edition: *Eradicating Poverty through Profits*) (Philadelphia: Wharton School Publishing, 2009).
92. Stuart Hart and Clayton Christensen, “The Great Leap: Driving Innovation from the Base of the Pyramid,” *Sloan Management Review* 44, no. 1 (2002): 51–56.
93. C. K. Prahalad and Stuart L. Hart, “The Fortune at the Bottom of the Pyramid,” *Strategy + Business* 26 (2002): 54–67.
94. Joan Enric Ricart, Michael J. Enright, Pankaj Ghemawat, Stuart L. Hart, and Tarun Khanna, “New Frontiers in International Strategy,” *Journal of International Business Studies* 35, no. 3 (May 2004): 175–200.

95. Ibid., 194–95.
96. Erik Simanis, “At the Base of the Pyramid,” *Wall Street Journal*, October 26, 2009, <http://eriksimanis.com/wp-content/uploads/2014/06/Simanis-WSJ-Oct-26-2009.pdf>.
97. Nicolas Dahan, Jonathan P. Doh, Jennifer Oetzel, and Michael Yaziji, “Corporate-NGO Collaboration: Creating New Business Models for Developing Markets,” *Long Range Planning* 43, no. 2 (2010): 326–42.
98. “Farmer Training in Cote D’Ivoire,” Nestlé Cocoa Plan, February 12, 2015, <http://www.nestlecocoaplan.com/farmer-training-in-cote-divoire>.
99. Dimitra Defotis, “Danone: A Less Risky Emerging-Markets Play,” *Barron’s*, August 8, 2015, <https://www.barrons.com/articles/danone-a-less-risky-emerging-markets-play-1439013136>.
100. Ruth Bender, “Danone Weighs Expansion Opportunities,” *Wall Street Journal*, July 22, 2014, <https://www.wsj.com/articles/danone-weighs-expansion-opportunities-1406050776>.
101. Christina Passariello, “Danone Expands Its Pantry to Woo the World’s Poor,” *Wall Street Journal*, June 25, 2010, <https://www.wsj.com/articles/SB10001424052748703615104575328943452892722>.
102. Jamie Anderson and Niels Billou, “Serving the World’s Poor: Innovation at the Base of the Economic Pyramid,” *Journal of Business Strategy* 28, no. 2 (2007): 14–21.

103. Benjamin M. Oviatt and Patricia P. McDougall, "The Internationalization of Entrepreneurship," *Journal of International Business Studies* 36 (2005): 2–8.
104. Patricia P. McDougall and Benjamin M. Oviatt, "International Entrepreneurship: The Intersection of Two Research Paths," *Academy of Management Journal* 43 (2000): 902–8.
105. Ibid., 902-6.
106. Erkkö Autio, Harry J. Sapienza, and James G. Almeida, "Effects of Age at Entry, Knowledge Intensity, and Irritability on International Growth," *Academy of Management Journal* 43 (2000): 909–24.
107. Shaker A. Zahra, Duane R. Ireland, and Michael A. Hitt, "International Expansion by New Venture Firms: International Diversity, Mode of Market Entry, Technological Learning, and Performance," *Academy of Management Journal* 43 (2000): 925–50.
108. Moen Oystein, "The Born Globals: A New Generation of Small European Exporters," *International Marketing Review* 19, no. 2/3 (2002): 156–75.
109. Gary A. Knight and S. Tamar Cavusgil, "Innovation, Organizational Capabilities, and the Born-Global Firm," *Journal of International Business Studies* 35, no. 2 (2004): 124–41.
110. Ibid.
111. Olli Kuivalainen, Sanna Sundqvist, and Per Servais, "Firms' Degree of Born-Globalness, International Entrepreneurial

Orientation and Export Performance,” *Journal of World Business* 42 (2007): 253–67.

112. Kimberly C. Gleason and Joan Wiggernhorn, “Born Globals: The Choice of Globalization Strategy, and the Market’s Perception of Performance,” *Journal of World Business* 42 (2007): 322–35.
113. J. de La Torre and R. W. Moxon, “Electronic Commerce and Global Business: Introduction to the Symposium,” *Journal of International Business* 32, no. 1 (2001): 617–40.
114. CIA, “UAE,” *The World Factbook*, 2019, <https://www.cia.gov/library/publications/the-world-factbook/geos/ae.html>.
115. World Economic Outlook Database, “UAE,” International Monetary Fund, July 2018, <https://www.imf.org/external/pubs/ft/weo/2018/01/weodata/weosemgr.aspx>.
116. CIA, “UAE.”
117. “United Arab Emirates Country Profile,” BBC, May 14, 2018, <https://www.bbc.com/news/world-middle-east-14703998>.
118. Rajiv Chandrasekaran, “In the UAE, the United States Has a Quiet, Potent Ally Nicknamed ‘Little Sparta’,” *Washington Post*, November 9, 2014, https://www.washingtonpost.com/world/national-security/in-the-uae-the-united-states-has-a-quiet-potent-ally-nicknamed-little-sparta/2014/11/08/3fc6a50c-643a-11e4-836c-83bc4f26eb67_story.html?noredirect=on.

119. “The World’s Richest Royals,” *Forbes*, April 29, 2011, <https://www.forbes.com/sites/investopedia/2011/04/29/the-worlds-richest-royals>.
120. “United Arab Emirates,” *Human Rights Watch*, 2018, <https://www.hrw.org/world-report/2018/country-chapters/united-arab-emirates>.
121. Jeremy Wilson, “Arsenal Agree £200m Shirt Sponsorship Deal with Emirates until 2024,” *The Telegraph*, February 19, 2018, <https://www.telegraph.co.uk/football/2018/02/19/arsenal-agree-200m-shirt-sponsorship-deal-emirates-2024>.



In the International Spotlight

United Arab Emirates

The United Arab Emirates (UAE) is located on the Arabian Peninsula, bordering both the Gulf of Oman and the Persian Gulf, with an area about the size of Austria. The country, first established in 1971, is a loosely connected federation of seven emirates, which include Abu Dhabi, Ajman, Sharjah, Dubai, Fujairah, Ras Al Khaimah, and Umm Al Quwain. Each emirate is run as an

independent, hereditary monarchy. Most of the population resides in urban areas close to the Persian Gulf coastline, and a large portion of the country's interior is uninhabitable desert. By leveraging its valuable oil reserves, the country has radically modernized in just a few decades.¹¹⁴

The UAE has an open economy with a large per capita GDP. The current prosperity in the UAE is largely due to its oil reserves, although significant efforts are under way to diversify the economy. As of 2019, the gas and oil sector accounted for only 30 percent of GDP. Following years of rapid development in the early 2000s, the UAE was hit particularly hard by the global recession in 2009. In the decade since, economic growth has averaged about 4 percent per year. GDP stood at US\$411 billion in 2018, with a per capita GDP of US\$39,500.¹¹⁵

The UAE is a country of immigrants; of the 10.4 million people living in the country in 2019, nearly 90 percent were foreign-born. Today, ethnic Emiratis constitute only 11 percent of the population. Most of the migration stems from the ongoing construction boom and high demand for labor in Dubai and Abu Dhabi. Indians and Bangladeshis, seeking these higher-paying jobs, now constitute 38 and 10 percent of the population, respectively. Islam is the official religion of the country, and Arabic is the official language. English is also widely spoken. The legal system combines both Islamic and civil law.¹¹⁶

Most domestic power resides with each emirate's emir (monarch), while foreign affairs and budgeting are decided by the Federal Supreme Council. The Federal Supreme Council consists of the seven emirs, with the emir of Abu Dhabi serving as president and the emir of Dubai serving as prime minister and vice president.

An additional legislative body, called the Federal National Council, consists of 40 emirates that function in a largely advisory role. Half of the Federal National Council is chosen by the emirs, while the other half is elected by a limited number of chosen citizens. Both women and men serve on the council.¹¹⁷

Sheikh Khlififa, as he is commonly referred to, succeeded his father as Emir of Abu Dhabi and President of the United Arab Emirates in 2004. As president, he holds the role of Supreme Commander of the UAE Armed Forces. Often referred to by former U.S. Defense Secretary James Mattis as “Little Sparta,” the UAE Armed Forces play a major role in maintaining stability in the region and combating Islamic terror groups. Sheikh Khalifa also controls the Abu Dhabi Investment Authority, the UAE’s sovereign wealth fund with approximately US\$800 billion in total assets. It is estimated that Sheikh Khalifa has a personal net worth of US\$15 billion.^{118,119}

Today, the UAE provides nearly universal access to electricity and water to its citizens. The country has invested in modern technological infrastructure and large, state-of-the-art airports to attract foreign investment. Both Dubai and Abu Dhabi have become international destinations for luxury shopping, lively nightlife, and exotic attractions. Despite these advancements, human rights issues still remain a concern for many in the international community. Women are subject to discriminatory laws in both employment and their personal lives, and apostasy from Islam and homosexuality remain punishable by death.¹²⁰

You Be the International Management Consultant

To many travelers, the United Arab Emirates may be most known for its luxury airline, Emirates. The airline is a subsidiary of The Emirates Group, which is wholly owned by the Investment Corporation of Dubai, a state-owned holding company. Emirates has had great success for the last several years; today, the airline is the fourth largest in the world in terms of numbers of international passengers flown. Marketing for the airline entails a variety of high-profile sponsors of European football, rugby, and cricket clubs. Most recently, Arsenal FC, based in London, agreed to a new jersey sponsorship deal with Emirates of more than £20 million per year, lasting until 2024. The airline also attained the naming rights for Arsenal's relatively new stadium. These sponsorships, while providing important funds in a competitive sport, are interpreted by many as an attempt by the Emirati government to enhance its image abroad.¹²¹

Page 321

Questions

1. Given that the country is actively seeking foreign investors and appears to be creating a pro-business atmosphere, what nonoil businesses do you think would be best suited for expanding into the UAE?
2. If you were a foreign investor, what concerns would you have about the country? Would you make an investment in the country?
3. If you were recommending a sponsorship deal for a team, would you advise choosing Emirates over a domestic or

nongovernmental bid that may not be as large?

Design Elements: Chess Icon, Globe Icon, People Icon: McGraw-Hill Global Education Holdings, LLC; World map vector: vectorlight/Shutterstock; World map background with globe: one AND only/Shutterstock



Chapter 9

ENTRY STRATEGIES AND ORGANIZATIONAL STRUCTURES

OBJECTIVES OF THE CHAPTER

The success of an international firm can be greatly influenced by how it enters and operates in new markets and by the overall structure and design of its operations. There are a wide variety of entry strategies and organizational structures and designs from which to choose. Selecting the most appropriate strategy and structure depends on a number of factors, such as the desire of the home office for control over its foreign operations and the demands placed on the overseas unit by both the local market and the personnel who work there.

This chapter first discusses some entry strategies and systems of ownership that MNCs may have to choose from when deciding to expand abroad. With regard to the organization itself, the chapter presents and analyzes traditional organizational structures for effective international operations. Then it explores some of the new, nontraditional organizational arrangements stemming from mergers, joint ventures, and the Japanese concept of keiretsu. The specific objectives of this chapter are

1. **DESCRIBE** how an MNC develops and implements entry strategies and ownership structures.

2. **EXAMINE** the major types of entry strategies and organizational structures used in handling international operations.
3. **ANALYZE** the advantages and disadvantages of each type of organizational structure, including the conditions that make one preferable to others.
4. **DESCRIBE** the recent, nontraditional organizational arrangements coming out of mergers, joint ventures, keiretsus, and other new designs, including electronic networks and product development structures.
5. **EXPLAIN** how organizational characteristics such as formalization, specialization, and centralization influence how the organization is structured and functions.

The World of International Management

Airbnb

Companies that offer physical goods, like appliance manufacturer Haier, beverage conglomerate Keurig Dr Pepper, and consumer goods company Unilever, utilize long-established strategies when expanding into foreign markets. Typically, these companies make a substantial initial investment to position themselves in the host country, whether through forming alliances with domestic companies, acquiring competitors, establishing infrastructure to allow the direct exporting of goods, or franchising. For start-up companies, these strategies can be cost-prohibitive and technically complex, limiting their ability to expand beyond their domestic market.

Technology companies, however, have disrupted the standard market entry process in recent years. Using a computer or

smartphone with an Internet connection, small start-ups can now easily sell services directly to consumers overseas, bypassing much of the bureaucratic red tape that other companies must navigate. Airbnb, a digital platform that allows individuals to rent out their spare rooms, apartments, and houses, provides a good example. The company does not own or manage any of the properties it lists on its platform, and it does not sell any physical goods. Rather, it simply provides a digital space to connect users and enable them to make a transaction. Through its proprietary technology, people anywhere in the world are economically empowered to monetize their homes and provide guests with unique and local attractions and experiences.¹

As Airbnb has gained more traction in the market, the demand for affordable and experiential lodging services has grown exponentially, especially among international travelers. Today, Airbnb hosts more than 5 million unique property listings on its platform, spanning more than 81,000 cities across 191 countries.² Although navigating the international regulatory process is somewhat less complex, tech companies face unique challenges and opportunities as they expand globally. Airbnb's entry strategies for the Cuban and Chinese markets provide good examples.

Cuba

Ever since the implementation of the U.S. embargo that prohibits U.S. companies from owning hotels and hiring employees in Cuba, homestays with local Cubans, better known as a “casa particular,” have been a popular alternative for tourists and educational visitors. When staying at a casa particular, guests are treated to an authentic experience in a real Cuban neighborhood.

Hosts often cook meals for their guests, share stories of their life in Cuba, and recommend sightseeing destinations. For the increasing number of Americans visiting Cuba every year, homestays are an integral part of their trip.³

Airbnb, which specializes in similar types of housing arrangements, recognized a large opportunity in the Cuban market. First, despite the embargo, Airbnb is uniquely positioned to legally operate in the growing Cuban travel industry. As a technology company, Airbnb functions more as a “matching” service than a hotelier. Unlike traditional U.S.-based hotel operators, Airbnb does not rely on owning properties or employing full-time staff to operate. With brands like Marriott and Hilton excluded from the market, Airbnb can operate in Cuba without any major competition. Second, Airbnb's established platform and brand image, which are already used and trusted by a large contingent of Americans, could accommodate new Cuban properties without much investment or effort. While many Americans might find the process of searching and paying for a casa particular difficult, Airbnb's familiar platform gives users choices and simplifies payment.^{4,5}

Airbnb's entry strategy for Cuba focused on addressing a few logistical challenges. Airbnb customers are used to seeing accurate photos, detailed lodging information, and past reviews in its property listings on the digital platform. To help traditional casa particular operators enhance their Cuba listings, Airbnb partnered with local photographers to help hosts better depict their residences on the website. Additionally, because of the embargo, it can be difficult, if not impossible, for Americans to provide legal payment to Cuban merchants. To navigate the somewhat complicated transaction

process and legal issues, Airbnb partnered with local collection agencies to administer financial transactions.⁶

The strategy seems to have worked. Although Airbnb originally focused on the two largest areas of travel, Havana and Cienfuegos, to build its Cuban business, the company has since expanded rapidly across the island. In just two years, Cuban Airbnb hosts have listed more than 22,000 homes across 70 different cities and towns, earning nearly \$40 million.⁷

China

With increasing disposable income and an interest in travel, Chinese consumers are an up-and-coming target for the hospitality industry. Many of these consumers are traveling for the first time, without established travel habits or allegiance to specific brands. And, with a population of over 300 million millennials, China's tourism industry is expected to continue to grow for the foreseeable future.⁸

Airbnb, however, struggled when first entering China in 2015. The company has found it difficult to increase its number of property listings in the country, and local competitors, such as Tujia and Xiaozhu, continue to dominate the market. Tujia has more than 500,000 homes available across 345 cities in the country, while Airbnb has only 120,000. Airbnb quickly realized that it would need a unique strategy to build a customer base in China, or risk falling further behind in one of the world's most lucrative travel markets.^{9,10}

First, rather than focusing on building a network of “hosts,” Airbnb decided that it would target outbound Chinese tourists as “guests.” Unlike its Chinese competitors, Airbnb maintains a large global presence. The annual number of international travelers from China has

more than doubled in the last decade; becoming the go-to platform for those travelers would give Airbnb a strong brand image within China. Second, Airbnb aims to differentiate itself from the local competitors by providing a higher-quality experience for its Chinese travelers. To achieve this, Airbnb has invested in local offices in multiple Chinese cities, virtual training sessions for “hosts,” and improved customer service centers. Third, to maintain its loyal customer base from the Americas and Europe, the company is strategically leveraging its existing platform to connect foreign guests with information and tickets to China's local attractions and experiences.[11,12,13](#)

Although China's regulatory agencies could work to thwart Airbnb's growth in the country if the company begins to pose a threat to its domestic competitors, Airbnb's strategies seem to be working for now. In 2018 alone, property listings in China more than doubled year over year, and revenue reached US\$130 million. Millennials constitute the majority of those using the platform in China, and international travel from Chinese consumers is now projected to be the largest source of revenue for the company within just a few years.[14](#)

This discussion of Airbnb provides a good example of the entry and organizational challenges and options companies face as they do business around the world. In Cuba, Airbnb leverages its ability to offer the familiar casa particular concept and strategically uses its platform to operate legally despite the U.S. embargo. And, in China, the company is targeting outbound Chinese travelers while strategically differentiating itself from local competitors by offering a higher-quality product. In this chapter, we review the basic entry strategies and organizational structures available to firms as they expand their global reach.

■ Entry Strategies and Ownership Structures

There are a number of common entry strategies and ownership structures in international operations. The most common entry approaches are basic export and import operations, wholly owned subsidiaries, mergers and acquisitions, alliances and joint ventures, licensing agreements, and franchising. Depending on the situation, any one of these can be a very effective way to implement an MNC's strategy. We first look at exporting and importing because it is not only one of the oldest approaches but also one that requires the least investment by the MNC.

Export/Import

As noted in the discussion in [Chapter 8](#) on international entrepreneurship and new ventures, exporting and importing often are the only available choices for small and new firms wanting to go international.¹⁵ These choices also provide an avenue for larger firms that want to begin their international expansion with minimum investment and risk. The paperwork associated with documentation and foreign-currency exchange can be turned over to an export management company to handle, or the firm can handle things itself by creating its own export department. Additionally, the firm can turn to major banks or other specialists that, for a fee, will provide a variety of services, including letters of credit, currency conversion, and related financial assistance.

A number of potential problems face firms that plan to export. For example, if a foreign distributor does not work out well, some countries have strict rules about dropping that distributor. So an MNC with a contractual agreement with a distributor could be stuck with that distributor. On the other hand, if the firm decides to get more actively involved, it may make direct investments in marketing facilities, such as warehouses, sales offices, and

transportation equipment, without making a direct investment in manufacturing facilities overseas.

When importing goods, many MNCs source products from a wide range of suppliers from all over the world. It is common to find U.S. firms purchasing supplies and components from Korea, Taiwan, and Hong Kong. In Europe, there is so much trade between EU countries that the entire process seldom is regarded as “international” in focus by the MNCs that are involved.

Exporting and importing can provide easy access to overseas markets; however, the strategy usually is transitional in nature. If the firm wishes to continue doing business internationally, it will need to get more actively involved in terms of investment and take on new risks.

Wholly Owned Subsidiaries

Increasing in risk and involvement, a wholly owned subsidiary is an overseas operation that is totally owned and controlled by an MNC. This option is often pursued by smaller companies, especially if international or transaction costs, such as the cost of negotiating and transferring information, are high.¹⁶ When MNCs make an initial investment in the form of a wholly owned subsidiary in a foreign country, it is sometimes referred to as “greenfield” or de novo (new) investment.

wholly owned subsidiary


An overseas operation that is totally owned and controlled by an MNC.

The primary reason for the use of wholly owned subsidiaries is a desire by the MNC for total control and the belief that managerial efficiency will be better without outside partners. Due to the sole ownership, it has been found that profits can be higher with this venture and that there are clearer communications and shared visions. However, there are some drawbacks.

Typically, wholly owned subsidiaries face a high risk with such a large investment in one area and are not very efficient with entering multiple countries or markets. This can also lead to low international integration or multinational involvement.¹⁷ Furthermore, host countries often feel that the MNC is trying to gain economic control by setting up local operations but refusing to include local partners. Some countries are concerned that the MNC will drive out local enterprises as opposed to helping develop them. In dealing with these concerns, many newly developing countries prohibit wholly owned subsidiaries. Another drawback is that home-country unions sometimes oppose the creation of foreign subsidiaries, which they see as an attempt to “export jobs,” particularly when the MNC exports goods to another country and then decides to set up manufacturing operations there. As a result, today many multinationals opt for a merger, an alliance, or a joint venture rather than a wholly owned subsidiary.¹⁸

Mergers/Acquisitions

In recent years, a growing number of multinationals have acquired (fully or in part) their subsidiaries through [mergers/acquisitions](#). MNCs may choose this route in order to quickly expand resources or construct high-profit products in a new market.¹⁹ Purchasing a majority interest in another company is an expedient way to expand. A recent example of a sizable cross-border acquisition was the 2018 purchase of British telecom giant Sky Limited by U.S.-based Comcast Corporation. The deal provided Comcast with a large stake in the United Kingdom's satellite market and expanded the company's reach into the competitive European telecom market.²⁰ In 2018, 43 percent of all merger and acquisition deals were cross-border.²¹ [Table 9-1](#) highlights the total value of cross-border transactions by region of the purchasing company for 2018.



merger/acquisition

The cross-border purchase or exchange of equity involving two or more companies.

Table 9-1
Value of Cross-Border Mergers and Acquisitions by Select Region of Purchaser 2018

Country/Region	Value (in billions US\$)
World Total	\$1,304.0
North America	378.3
Europe	583.9
Latin America	65.7
Asia-Pacific	233.9
Africa and Middle East	42.2

Source: Baker & McKenzie. "Global Transactions Forecast 2019." 2019.

Cultural differences (see [Chapter 6](#)) and time constraints are the two most pervasive barriers.²² Even before agreements are reached, time is of great concern. While managers do not want to force negotiations or rush a potential subsidiary's decision, waiting too long could result in missed opportunities due to bids from competitors or a rapid change in the market. Once a merger or an acquisition occurs, managers may find it difficult to clearly communicate new operational goals to the foreign subsidiary, which not only highlights cultural differences but also adds time and risk to a company's activities.

Transition costs also pose a problem in the postmerger environment. U.S.-based Microsoft's acquisition of Finnish-based Nokia's Devices and

Services Division provides a good example. Microsoft had long lagged behind its competitors in the mobile phone market. At the time, the US\$7 billion deal, which included 10 years of exclusive use of Nokia's mobile device patents, was called a “win-win for employees, shareholders, and consumers of both companies” by then-Microsoft CEO Steve Ballmer.^{23,24} However, integrating the new companies proved to be incredibly difficult. In 2015, Microsoft was forced to take an impairment adjustment of US\$7.6 billion to write down its Nokia assets and, later that year, the company announced plans to restructure its entire phone hardware division, costing an additional US\$800 million. In the first two years after the deal, more than 20,000 jobs were eliminated.^{25,26} In late 2017, after years of losses and minimal penetration in the market, Microsoft pulled out of the mobile device business altogether.²⁷ These difficulties are not uncommon in large, cross-border M&A deals; managers need to be wary of such common complications and attempt to move forward by enhancing communication and operational efficiency.

Alliances and Joint Ventures

An **alliance** is any type of cooperative relationship between two or more different firms. An international alliance is composed of two or more firms from different countries. Some alliances are temporary; others are more permanent. A **joint venture (JV)** can be considered a specific type of alliance agreement, under which two or more partners own or control a business. An international joint venture (IJV) is a JV composed of two or more firms from different countries. Alliances and joint ventures can take a number of different forms, including cross-marketing arrangements, technology-sharing agreements, production-contracting deals, and equity agreements. In some instances, two parties may create a third, independent

entity expressly for the purpose of developing a collaborative relationship outside their core operations. Just like mergers and acquisitions, alliances and joint ventures can pose substantial managerial challenges. We discuss some of these at the end of the chapter and again in [Chapter 10](#).

alliance

Any type of cooperative relationship among different firms.

joint venture (JV)

An agreement under which two or more partners own or control a business.

There are two types of alliances and joint ventures. The first type is the nonequity venture, which is characterized by one group's merely providing a service for another. The group providing the service typically is more active than the other. Examples include a consulting firm that is hired to provide analysis and evaluation and then make its recommendations, an engineering or construction firm that contracts to design or build a dam or series of apartment complexes in an undeveloped area of a partner's country, and a mining firm that has an agreement to extract a natural resource in the other party's country.

The second type is the equity joint venture, which involves a financial investment by the MNC parties involved. Many variations of this arrangement adjust the degree of control that each of the parties will have and the amount of money, technological expertise, and managerial expertise each will contribute to the JV.²⁸

Most MNCs are more interested in the amount of control they will have over the venture than in their share of the profits. Similarly, local partners feel the same way, which can result in problems. Nevertheless, alliances and joint ventures have become very popular in recent years because of the significant

operational benefits they offer to both parties. Some of the most commonly cited advantages include

1. *Improvement of efficiency.* The creation of an alliance or a JV can help the partners achieve economies of scale and scope that would be difficult for one firm operating alone to accomplish. Additionally, the partners can spread the risks among themselves and profit from the synergies that arise from the complementary resources.²⁹
2. *Access to knowledge.* In alliances and JVs, each partner has access to the knowledge and skills of the others. So one partner may bring financial and technological resources to the venture, while another brings knowledge of the customer and market channels.
3. *Mitigating political factors.* A local partner can be very helpful in dealing with political risk factors such as a hostile government or restrictive legislation.
4. *Overcoming collusion or restriction in competition.* Alliances and JVs can help partners overcome the effects of local collusion or limits being put on foreign competition by becoming part of an “insider” group.³⁰

As previously noted, alliance and JV partners often complement each other and can thus reduce the risks associated with their operations and entering a foreign market. A good example is European truck manufacturing and auto component industries. Firms in both groups have found that the high cost of developing and building their products can be offset through joint ventures.

One industry that has been very active in cross-border alliances is airlines. These alliances have been prompted by slow growth in some markets, increased global competition, and the competitive dynamics among

domestic and global carriers. In 2018, British Airways of the U.K. and American Airlines of the U.S. announced the expansion of their existing Oneworld alliance with the addition of Royal Air Maroc, the national carrier of Morocco. The move gives the Oneworld alliance its first Africa-based member and adds 34 unique destinations in 21 countries to the existing alliance.³¹ In general, airlines are discouraged from formal alliances because of concerns about collusion and price-fixing, but many airlines have been granted waivers because of a recognition by regulatory authorities that their very survival may depend on consolidation. More broadly, the structure of the global airline industry has evolved into three large alliances in which member firms agree to code-sharing and reciprocity in their frequent flyer programs. [Table 9-2](#) shows the major alliances, their current members, and some performance metrics.

Table 9-2
Membership and Market Data for the Largest Airline Alliances
(as of March 2019)

	Star Alliance (27 members, founded 1997)	Sky Team (20 members, founded 2000)	Oneworld (13 members, founded 1999)	Rest of Industry (selected major nonaligned carriers)
Passengers per year	642 million	665 million	557.4 million	
Destinations	1,330	1,062	1,016	
Revenue (billion US\$)	179.1	141.0	130.9	
Major airlines	Air Canada (founder) Air China (2007) Air New Zealand (1999) Air India (2014) ANA (1999) Avianca (2012) Copa Airlines (2012) Lufthansa (founder) SAS (founder) Singapore Airlines (2000) United Airlines (founder)	Aeroflot (2006) Aeroméxico (founder) Air France (founder) Alitalia (2001) China Airlines (2011) Delta (founder) KLM (2004) Korean Air (founder) Middle East Airlines (2014) Saudia (2012)	American Airlines (founder) British Airways (founder) Cathay Pacific (founder) Iberia (1999) Japan Airlines (2007) LATAM Chile (2000) Qantas (founder) Qatar (2013) LATAM Brazil (2014)	JetBlue Southwest Aer Lingus Icelandair Virgin Atlantic Emirates Gulf Air Jet Airways

Source: Adapted from Wikipedia, based on airline websites, https://en.wikipedia.org/wiki/Airline_alliance.

Alliances and JVs are proving to be particularly popular as a means for doing business in emerging-market countries. For example, in the early 1990s, foreigners signed more than 3,000 joint-venture agreements in Eastern Europe and the former republics of the Soviet Union, and such interest remains high today. However, careful analysis must be undertaken to ensure that the market for the desired goods and services is sufficiently large, that all parties understand their responsibilities, and that all are in agreement regarding the overall operation of the venture. If these issues can be resolved, the venture stands a good chance of success. The International Management in Action box “Joint Venturing in Russia” illustrates some of the problems that need to be overcome in order for a JV to be successful. Some of the other suggestions that have been offered by researchers regarding participation in strategic alliances include

1. Know your partners well before an alliance is formed.
2. Expect differences in alliance objectives among potential partners headquartered in different countries.
3. Realize that having the desired resource profiles does not guarantee that they are complementary to your firm's resources.
4. Be sensitive to your alliance partner's needs.
5. After identifying the best partner, work on developing a relationship that is built on trust, an especially important variable in some cultures. [32,33](#)

Joint venturing is becoming an increasingly popular strategy for setting up international operations. Russia is particularly interested in these arrangements because of the benefits they offer for attracting foreign capital and helping the country tap its natural resource wealth. However, investors are finding that joint venturing in Russia and the other republics of the former Soviet Union can be fraught with problems. For example, ongoing sanctions against Russia forced ExxonMobil to withdraw from its joint venture with Rosneft in 2018, and, several years ago, pressure from the Kremlin forced Royal Dutch Shell to give up its majority stake in Sakhalin Island to Gazprom. Laws often require foreign investors interested in Russian energy projects to pair with Kremlin-approved organizations, further empowering the Russian company and government. Kremlin power is not the only problem facing joint-venture investors in Russia. Others include the following:

1. Many Russian partners view a joint venture as an opportunity to travel abroad and gain access to foreign currency; the business itself often is given secondary consideration.
2. Finding a suitable partner, negotiating the deal, and registering the joint venture often take up to a year, mainly because the Russians are unaccustomed to some of the basic steps in putting together business deals.
3. Russian partners typically try to expand joint ventures into unrelated activities.

4. Russians do not like to declare profits because a two-year tax holiday on profits starts from the moment the first profits are declared.
5. The government sometimes allows profits to be repatriated in the form of countertrade. However, much of what can be taken out of the country has limited value because the government keeps control of those resources that are most salable in the world market.

These representative problems indicate why there is reluctance on the part of some MNCs to enter into joint ventures in Russia. As one of them recently put it, “The country may well turn into an economic sink hole.” As a result, many MNCs are wary of potential contracts and are proceeding with caution.

Sources: Greenhouse, Steve. “Chevron to Spend \$10 Billion to Seek Oil in Kazakhstan.” *New York Times*, May 19, 1992, A1, C9; McCarthy, Daniel J., and Sheila M. Puffer. “Strategic Investment Flexibility for MNE Success in Russia.” *Journal of World Business* 32, no. 4 (1997): 293–318; Mellow, Craig. “Russia: Making Cash from Chaos.” *Fortune*, April 17, 1995, 145–51; Money, R. Bruce, and Debra Colton. “The Response of the ‘New Consumer’ to Promotion in the Transition Economies of the Former Soviet Bloc.” *Journal of World Business* 35, no. 2 (2000): 189–206; Rosten, Keith A. “Soviet–U.S. Joint Ventures: Pioneers on a New Frontier.” *California Management Review* (Winter 1991): 88–108; Uchitelle, Louis. “Givebacks by Chevron in Oil Deal.” *New York Times*, May 23, 1992, 17, 29.

Alliances, Joint Ventures, and M&A: The Case of the Automotive Industry

One industry that has been actively engaging in both alliances/JVs and mergers and acquisitions is the global automotive industry. Indeed, often alliances and joint ventures are the first step toward a merger or an acquisition. In the 1970s, as domestic producers in the United States and Europe began to face competition from abroad, alliances and joint ventures were fueled in part by auto companies' desire to adapt and adjust to the changing global dynamics, especially the interest in smaller, high-quality cars built by Japanese manufacturers. With periods of contraction during the recessions of the early 1990s, late 1990s, and late 2000s, producers were pressured to consolidate as a way to streamline production and cut costs. More recently, alliances, JVs, and M&As have been stimulated by a range of factors, including continued overcapacity, emerging-markets expansion, and demand for new types of vehicles, including hybrid and electric.³⁴

The rising power of China and India in the global automotive industry has been made clear by the growth of brands such as Cherry and Tata, and by major acquisitions over the last decade. In 2018, Chinese auto company Geely purchased a 10 percent stake in German automaker Daimler for US\$9 billion.³⁵ Previously, in 2017, Geely had bought 51 percent of British sports car maker Lotus Cars.³⁶ GM has long maintained a successful joint venture with China's Shanghai Automotive Industries Corporation (SAIC). Fiat's joint venture with GAC (Guangzhou Automobile Group), called GAC Fiat Automobiles Co., Ltd., and headquartered in Changsha, China, opened a Jeep production facility to meet growing demand for SUVs in China in 2015. Indian auto company Tata Motors bought Ford's Land Rover and Jaguar brands. Land Rover and Jaguar are both European brands that Ford had previously purchased.^{37,38}

Finally, the development of hybrid and electric vehicles has often taken the form of joint ventures because (1) the technologies often do not exist in

traditional automotive companies and (2) the market prospect and regulatory uncertainties are high, prompting companies to want to share risks with partners.

All of these collaborations—whether alliances, joint ventures, mergers, or acquisitions — are fueled by opportunities created by integrating some combination of market knowledge and access, technological and managerial capability, scale economies and efficiency, and political and legal imperatives.

Licensing

Another way to gain market entry, which also may be considered a form of alliance, is to acquire the right to a particular product by getting an exclusive license to make or sell the good in a particular geographic locale. A [license](#) is an agreement that allows one party to use an industrial property right in exchange for payment to the owning party. In a typical arrangement, the party giving the license (the licensor) will allow the other (the licensee) to use a patent, a trademark, or proprietary information in exchange for a fee. The fee usually is based on sales, such as 1 percent of all revenues earned from an industrial motor sold in Asia. The licensor typically restricts licensee sales to a particular geographic locale and limits the time period covered by the arrangement. The firm in this example may have an exclusive right to sell this patented motor in Asia for the next five years. This allows the licensor to seek licensees for other major geographic locales, such as Europe, South America, and Australia.

license

An agreement that allows one party to use an industrial property right in exchange for payment to the owning party.

Licensing is used under a number of common conditions. For example, the product typically is in the mature stage of the product life cycle, competition is strong, and profit margins are declining. Under these conditions, the licensor is unlikely to want to spend money to enter foreign markets. However, if the company can find an MNC that is already there and willing to add the product to its own current offerings, both sides can benefit from the arrangement. A second common instance of licensing is evident when foreign governments require newly entering firms to make a substantial direct investment in the country. By licensing to a firm already there, the licensee avoids these high entry costs. A third common condition is that the licensor usually is a small firm that lacks financial and managerial resources. Finally, companies that spend a relatively large share of their revenues on research and development (R&D) are likely to be licensors, and those that spend very little on R&D are more likely to be licensees. In fact, some small R&D firms make a handsome profit every year by developing and licensing new products to large firms with diversified product lines.

Some licensors use their industrial property rights to develop and sell goods in certain areas of the world and license others to handle other geographic locales. This provides the licensor with a source of additional revenues, but the license usually is not good for much more than a decade. This is a major disadvantage of licensing. In particular, if the product is very good, the competition will develop improvement patents that allow it to sell similar goods or even new patents that make the current product obsolete. Nevertheless, for the period during which the agreement is in effect, a license can be a very low-cost way of gaining and exploiting foreign markets.

Licenses are also common among large firms seeking to acquire technology to bolster an existing product. For example, Apple, which relies on technology developed by Qualcomm, Nokia, Ericsson, and others to run its

products, is expected to pay more than US\$21 per device in licensing agreements when it begins producing 5G-capable iPhones.³⁹

Franchising

Closely related to licensing is franchising. A **franchise** is a business arrangement under which one party (the franchisor) allows another (the franchisee) to operate an enterprise using its trademark, logo, Page 330 product line, and methods of operation in return for a fee.

Franchising is widely used in the fast-food and hotel-motel industries. The concept is very adaptable to the international arena, and, with some minor adjustments for the local market, it can result in a highly profitable business. In fast foods, McDonald's, Burger King, and KFC have used franchise arrangements to expand into new markets. In the hotel business, Holiday Inn, among others, has been very successful in gaining worldwide presence through the effective use of franchisees.

franchise

A business arrangement under which one party (the franchisor) allows another (the franchisee) to operate an enterprise using its trademark, logo, product line, and methods of operation in return for a fee.

Franchise agreements typically require payment of a fee up front and then a percentage of the revenues. In return, the franchisor provides assistance and, in some instances, may require the purchase of goods or supplies to ensure the same quality of goods or services worldwide. Franchising can be beneficial to both groups: It provides the franchisor with a new stream of income and the franchisee with a time-proven concept and products or services that can be quickly brought to market.

■ The Organization Challenge

A natural outgrowth of general international strategy formulation and implementation and specific decisions about how best to enter international markets is the question of how best to structure the organization for international operations. A number of MNCs have recently been rethinking their organizational approaches to international operations.

An excellent illustration of worldwide reorganizing is provided by Coca-Cola, which now delegates a great deal of authority for operations to the local level. This move is designed to increase the ability of the worldwide divisions to respond to their local markets while growing revenue internationally. As a result, decisions related to advertising, products, and packaging are handled by international division managers for their own geographic regions. In 2018 alone, over 500 new localized beverage products were introduced by Coke's regional divisions. Examples include a sesame and walnut-flavored beverage that was developed for the Chinese market, a cucumber-flavored Sprite that was introduced in Russia, a mango drink that was designed to imitate the traditional way that mango juice is consumed in India, and a variety of whey-protein shakes that were introduced in Brazil. By decentralizing the research and development, Coke's regional divisions are able to introduce new products quickly. For example, in India, it used to take about a year for new variants to reach the retail environment; today, it takes only four months. Additionally, the regional divisions are better positioned to tweak the new products quickly and respond to consumer preferences. For example, after Coca-Cola Plus Coffee was introduced in the Australian market, the company tweaked the smell of the product and the bottle shape based on customer reception. With international operations now accounting for more than half of Coke's sales, empowering regional divisions will remain a key part of Coke's strategy.⁴⁰

A second example of how firms are meeting international challenges through reorganization is provided by Li & Fung, Hong Kong's largest export trading company and an innovator in the development of supply chain management. The company has global suppliers worldwide that are responsible for providing the firm with a wide range of consumer goods ranging from toys to fashion accessories to luggage. In recent years, Li & Fung reorganized and now manages its day-to-day operations through a group of product managers who are responsible for their individual areas. This new organizational arrangement emerged in a series of steps. In the late 1970s, the company was a regional sourcing agent. Big international buyers would come to Li & Fung for assistance in getting materials and products because the MNC was familiar with the producers throughout Asia and it knew the complex government regulations and how to successfully work through them. The MNC then moved into a more sophisticated stage in which it began developing the entire process for the buyer from concept to prototype to delivery of the goods. By the late 1980s, however, Hong Kong had become a very expensive place to manufacture products, and Li & Fung changed its approach and began organizing around a new concept called "dispersed manufacturing," which draws heavily on dissecting the value chain and coordinating the operations of many suppliers in different geographic locations. For example, when the MNC receives an order from a Page 331 European retailer to produce a large number of dresses, it has to Page 331 decide where to buy the yarn in the world market, which companies should get the orders to weave and dye the cloth, where supplemental purchases such as buttons and zippers should be made, and how final shipment must be made to the customer. Commenting on this overall process, the company president noted,

This is a new type of value added, a truly global product that has never been seen before. The label may say "Made in Thailand," but it's not a Thai product. We dissect the manufacturing

process and look for the best solution at each step. We're not asking which country can do the best job overall. Instead, we're pulling apart the value chain and optimizing each step—and we're doing it globally. Not only do the benefits outweigh the costs of logistics and transportation, but the higher value added also lets us charge more for our services. We deliver a sophisticated product and we deliver it fast. If you talk to the big global consumer products companies, they are all moving in this direction—toward being best on a global scale.⁴¹

■ Basic Organizational Structures

The preceding examples of Coca-Cola and Li & Fung suggest how MNCs are dramatically reorganizing their operations to compete more effectively in the international arena. For all MNCs following this strategic route, a number of basic organizational structures need to be considered. In many cases, the designs are similar to those used domestically; however, significant differences may arise depending on the nature and scope of the overseas businesses and the home office's approach to controlling the foreign operation. Ideally, an overseas affiliate or subsidiary will be designed to respond to specific concerns, such as production technology or the need for specialized personnel. The overall goal, however, is to meet the needs of both the local market and the home-office strategy of globalization.

[Figure 9-1](#) illustrates how the pressures for global integration and local responsiveness play out in a host of industries. As an MNC tries to balance these factors, an if-then contingency approach can be used. If the strategy needed to respond quickly to the local market changes, then there will be accompanying change in the organizational structure. Despite the need for such a flexible, fast-changing, contingency-based approach, most MNCs still slowly evolve through certain basic structural arrangements in international operations. The following sections examine these structures, beginning with initial, pre-international patterns.⁴²

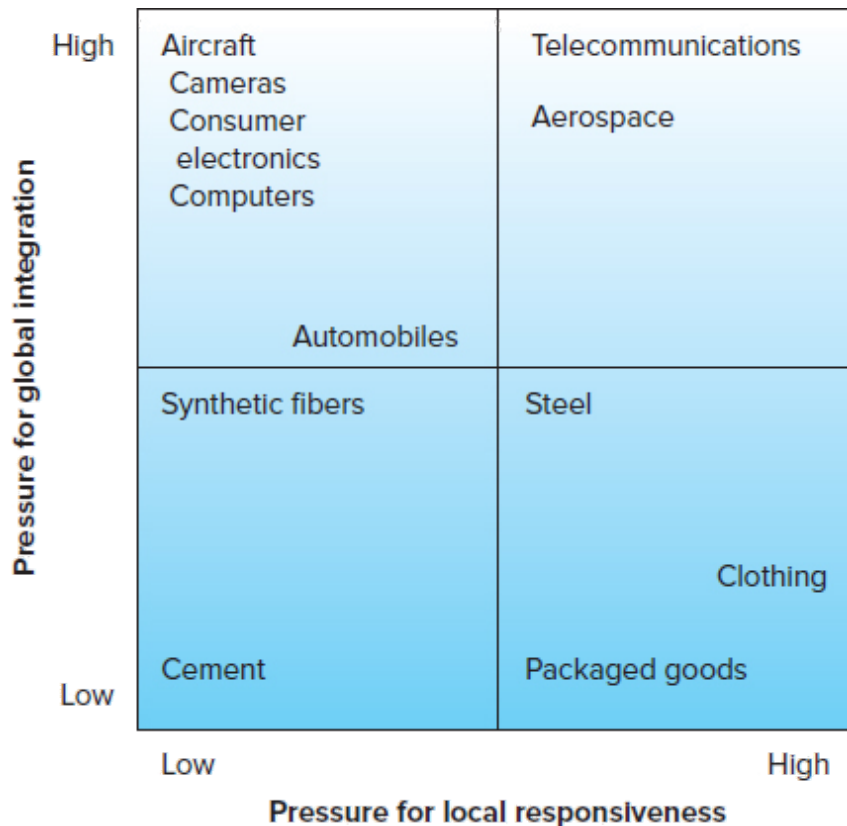


Figure 9-1
Organizational Expectations of Internationalization

Source: Beamish, Paul W., J. Peter Killing, Donald J. LeCraw, and Harold Crookell. *International Management: Text and Cases*. Home-wood, IL: Irwin, 1991: 99.

Initial Division Structure

Many firms make their initial entry into international markets by setting up a subsidiary or by exporting locally produced goods or services. A subsidiary is a common organizational arrangement for handling finance-related businesses or other operations that require an on-site presence from the start. In recent years, many service organizations have begun exporting their expertise. Examples include architectural services, legal services, advertising, public relations, accounting, and management consulting. Research and development firms also fall into this category, exporting products that have been successfully developed and marketed locally.

An export arrangement is a common first choice among manufacturing firms, especially those with technologically advanced products. Because there is little, if any, competition, the firm can charge a premium price and handle sales through an export manager. If the company has a narrow product line, the export manager usually reports directly to the head of marketing, and international operations are coordinated by this department. If the firm has a broad product line and intends to export a number of different products into the international market, the export manager will head a separate department and often report directly to the president. These two arrangements work well as long as the company has little competition and is using international sales only to supplement domestic efforts. Furthermore, an export arrangement allows the firm to reduce the risk and size of investment in establishing significant international operations while testing the size of international markets.

If overseas sales continue to increase, local governments often exert pressure in these growing markets for setting up on-site manufacturing operations. A good example is the General Motors-Shanghai Automotive Industry Group (SAIC) joint venture in China mentioned earlier, in which a large percentage of all parts are made locally.⁴³ Additionally, many firms find themselves facing increased competition in the foreign market. Establishing foreign manufacturing subsidiaries can help the MNC deal with both of these pressures. The overseas plants show the government that the firm wants to be a good local citizen. At the same time, these plants help the MNC greatly reduce transportation costs, thus making the product more competitive. This new structural arrangement often takes a form similar to that shown in [Figure 9-2](#). Each foreign subsidiary is responsible for operations within its own geographic area, and the head of the subsidiary reports either to a senior executive who is coordinating international operations or directly to the home-office CEO.

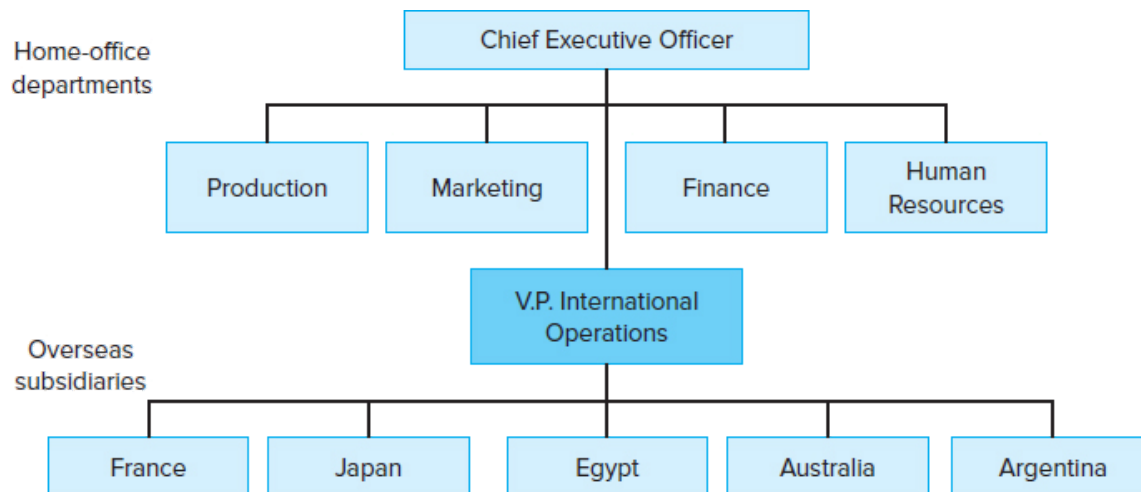


Figure 9-2

Use of Subsidiaries during the Early Stage of Internationalization

International Division Structure

If international operations continue to grow and require more control, subsidiaries commonly are grouped into an [international division structure](#), which handles all international operations out of a division that is created for this purpose. In other words, a unit is added on simply to deal with international issues, while the original organizational structure is left intact. This structural arrangement is useful, as it takes a great deal of the burden off the CEO for monitoring the operations of a series of overseas subsidiaries as well as domestic operations. Instead, the new head of the international division coordinates and monitors overseas activities and reports directly to the CEO on these matters. [Figure 9-3](#) provides an example. PepsiCo reorganized its corporate structure into six such global divisions covering the nearly 200 countries in which Pepsi does business. These divisions are split geographically, with three North American units (North American Beverages, Frito-Lay North America, and Quaker Foods North America) and three international units (Latin America; Europe; Sub-Saharan Africa; and Asia,

Middle East & North Africa). Each global division has self-sufficient operations and broad local authority.

international division structure
A structural arrangement that handles all international operations out of a division created for this purpose.

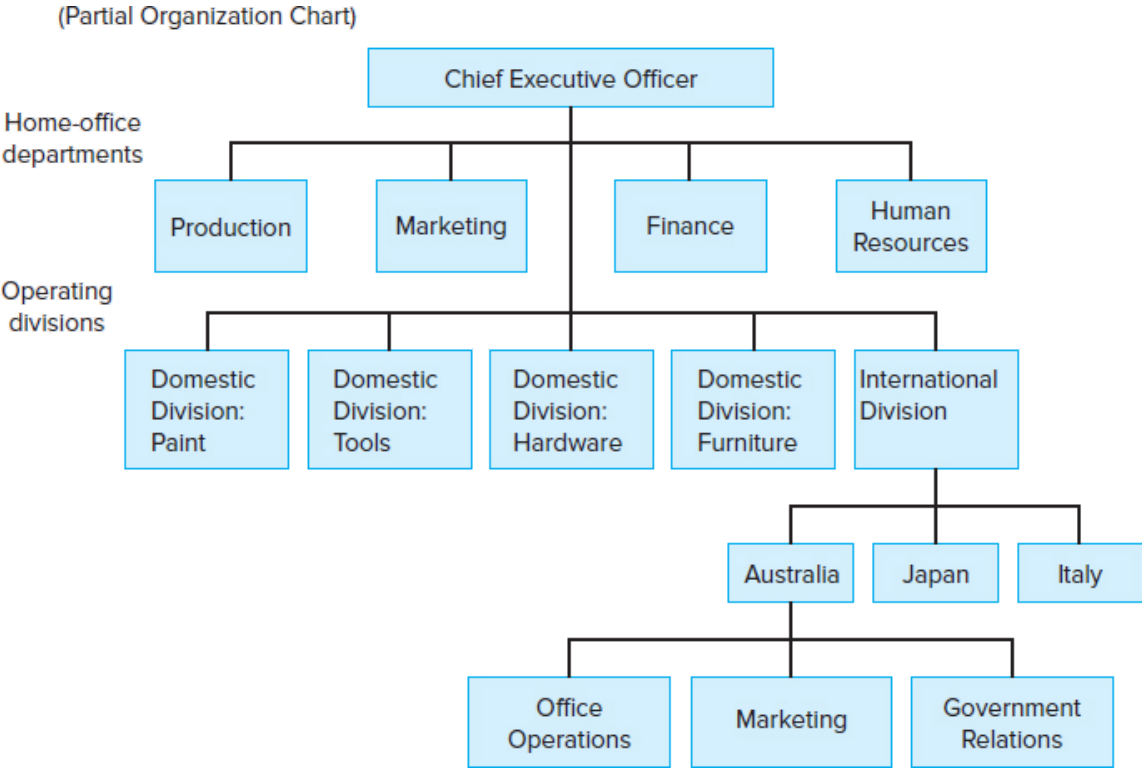


Figure 9-3
An International Division Structure

Companies still in the developmental stages of international business involvement are most likely to adopt the international division structure. Others that use this structural arrangement include those with small international sales, limited geographic diversity, or few executives with international expertise.

A number of advantages are associated with use of an international division structure. The grouping of international activities under one senior executive ensures that the international focus receives top management's attention. This structural arrangement also allows the company to develop an overall, unified approach to international operations, as well as a cadre of internationally experienced managers.

At the same time, the use of this structure does have a number of drawbacks. The structure separates the domestic and international managers, which can result in two different camps with divergent objectives. Also, as the international operation grows larger, the home office may find it difficult to think and act strategically and to allocate resources on a global basis; thus, the international division may be penalized. Finally, most R&D efforts are domestically oriented, so ideas for new products or processes in the international market often are given low priority.

Global Structural Arrangements

MNCs typically turn to global structural arrangements when they begin acquiring and allocating their resources based on international opportunities and threats. The global structural arrangement differs from the international division structure in that, while both have an international scope, the former focuses on greater expansion and integration among international operations. This international perspective signifies a major change in management strategy, and it is supported by the requisite changes in organizational structure. It is important to remember that a structural framework is chosen only after the basic strategy is formulated, not vice versa. Global structures come in three common types: product, area, and functional.

Global Product Division A [global product division](#) is a structural arrangement in which domestic divisions are given worldwide responsibility

for product groups. [Figure 9-4](#) provides an illustration. As shown, the manager who is in charge of Product Division C has authority for this product line on a global basis. This manager also has internal functional support related to the product line. For example, all marketing, production, and finance activities associated with Product Division C are under the control of this manager.

global product division
 A structural arrangement in which domestic divisions are given worldwide responsibility for product groups.

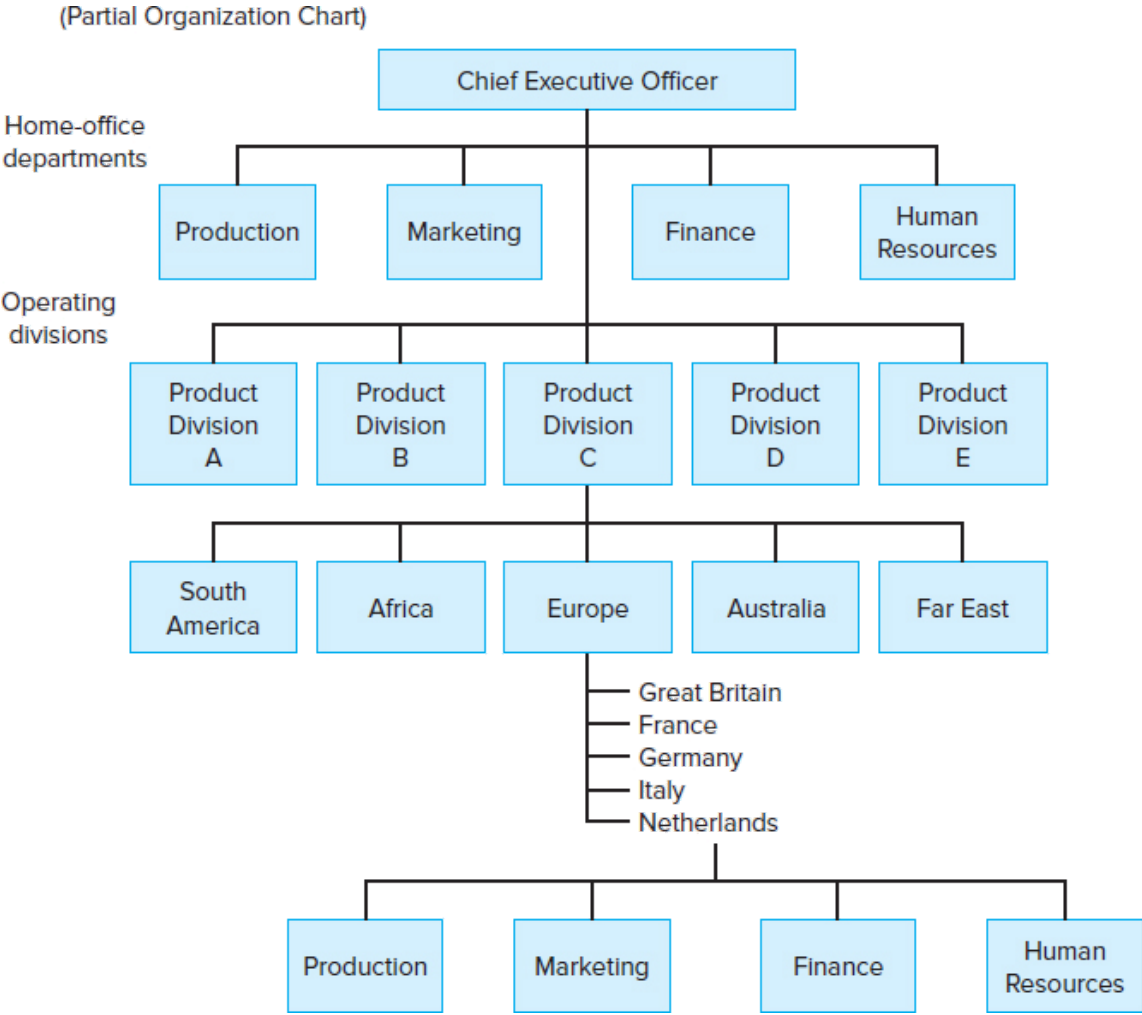


Figure 9-4
A Global Product Division Structure

The global product divisions operate as profit centers. The products are generally in the growth stage of the product life cycle, so they need to be promoted and marketed carefully. In doing so, global product division managers generally run the operation with considerable autonomy; they have the authority to make many important decisions regarding the product. However, corporate headquarters usually will maintain control in terms of budgetary constraints, home-office approval for certain decisions, and mainly bottomline (i.e., profit) results.

A global product structure provides the most benefits when the need for product specification or differentiation in different markets is high. This often occurs when companies offer a variety of products, the customer base is extremely diverse, or goods must be modified to match local tastes (e.g., food or toys). Creating divisions that specialize in each product set results in efficient alterations, especially because marketing, production, and finance can be coordinated on a product-by-product basis. Furthermore, if a product is in a different life cycle (mature versus growth stage) across regions, global product divisions can ensure that each location responds Page 335 appropriately. Other advantages of a global product division structure can be summarized as follows:

It preserves product emphasis and promotes product planning on a global basis; it provides a direct line of communication from the customer to those in the organization who have product knowledge and expertise, thus enabling research and development to work on development of products that serve the needs of the world customer; and it permits line and staff managers within the division to gain an expertise in the technical and marketing aspects of products assigned to them.⁴⁴

Unfortunately, the approach also has some drawbacks. One is the need to duplicate facilities and staff personnel within each division. A second is that division managers may pursue currently attractive geographic prospects for their products and neglect other areas with better long-term potential. A third is that many division managers spend too much time trying to tap the local

rather than the international market because it is more convenient and they are more experienced in domestic operations.

Global Area Division Instead of a global product division, some MNCs prefer to use a **global area division**. In this structure, illustrated in [Figure 9-5](#), global operations are organized based on a geographic rather than a product orientation. This approach often signals a major change in company strategy because now international operations are put on the same level as domestic operations. In other words, European or Asian operations are just as important to the company as North American operations. For example, when British Petroleum purchased Standard Oil of Ohio, the firm revised its overall structure and adopted a global area division structure. Under this arrangement, global division managers are responsible for all business operations in their designated geographic area. The CEO and other members of top management are charged with formulating the overall strategy that ensures that the global divisions all work in harmony.

global area division

A structure under which global operations are organized on a geographic rather than a product basis.

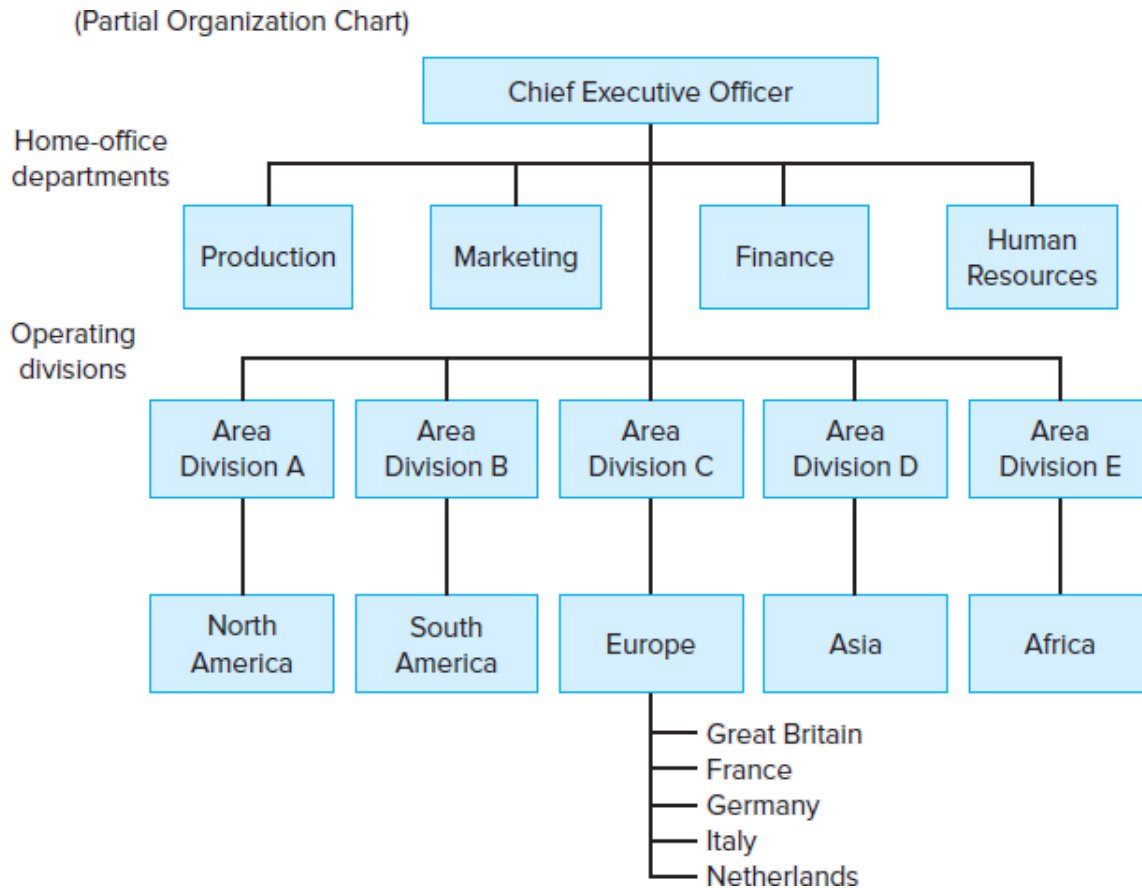


Figure 9-5
A Global Area Division Structure

A global area division structure most often is used by companies that are in mature businesses and have narrow product lines that are differentiated by geographic area. For example, the product has a strong demand in Europe but not in South America, or the type of product that is offered in France differs from that sold in England. This is different from the global product division structure in that each division focuses on regional tastes and offers specialized products for and within that area, as opposed to focusing on a product set and discovering where it can survive and subsequently distributing it to that region. In addition, the MNC usually seeks high economies of scale for production, marketing, and resource-purchase integration in a particular area. Thus, by manufacturing in this region rather

than bringing the product in from somewhere else, the firm is able to reduce cost per unit and offer a very competitive price. The geographic structure also allows the division manager to cater to the tastes of the local market and make rapid decisions to accommodate environmental changes. A good example is food products. In the United States, soft drinks have less sugar than in South America, so the manufacturing process must be slightly different in these two locales. Similarly, in England, people prefer bland soups, but, in France, the preference is for mildly spicy. A global area structure allows the geographic unit in a foods company to accommodate such local preferences.

The primary disadvantage of the global area division structure Page 336 is the difficulty encountered in reconciling a product emphasis with a geographic orientation. For example, if a product is sold worldwide, a number of different divisions are responsible for sales. This lack of centralized management and control can result in increased costs and duplication of effort on a region-by-region basis. A second drawback is that new R&D efforts often are ignored by division groups because they are selling goods that have reached the maturity stage. Their focus is not on the latest technologically superior goods that will win in the market in the long run but on those that are proven winners and now are being marketed conveniently worldwide.

Global Functional Division A global functional division organizes worldwide operations based primarily on function and secondarily on product. This approach is not widely used other than by extractive companies, such as oil and mining firms. Figure 9-6 provides an example.

global functional division

A structure that organizes worldwide operations primarily based on function and secondarily on product.

(Partial Organization Chart)

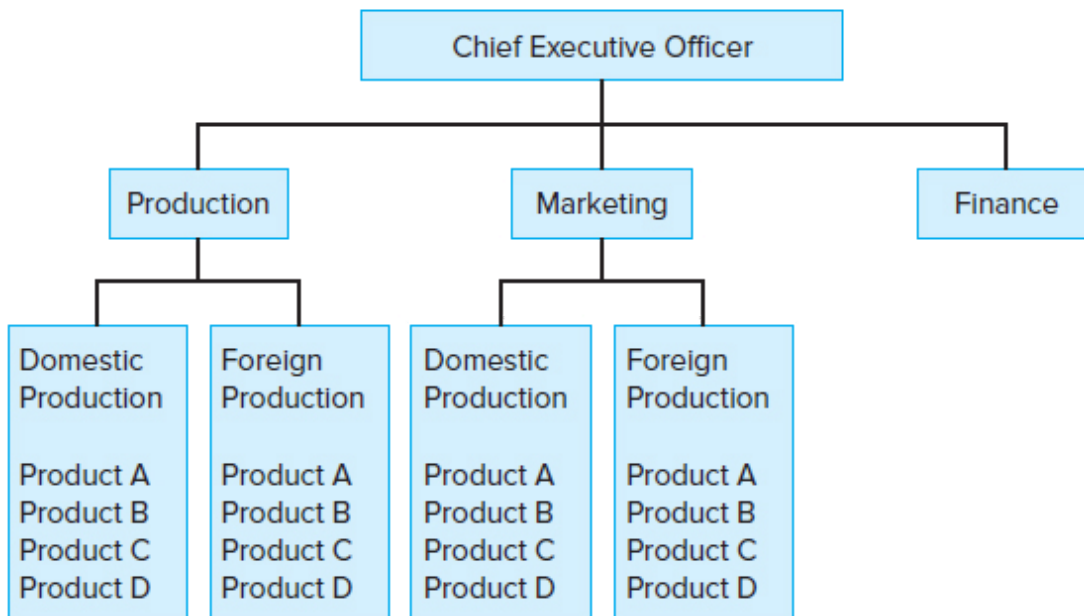


Figure 9-6

A Global Functional Structure

A number of important advantages are associated with the global functional division structure. These include (1) an emphasis on functional expertise, (2) tight, centralized control, and (3) a relatively lean managerial staff. There also are some important disadvantages: (1) Coordination of manufacturing and marketing often is difficult, (2) managing multiple product lines can be very challenging because of the separation of production and marketing into different departments, and (3) only the chief executive officer can be held accountable for the profits. As a result, the global functional process structure typically is favored only by firms that need tight, centralized coordination and control of integrated production processes and firms that are involved in transporting products and raw materials from one geographic area to another.

Mixed Organizational Structures Some companies find that neither a global product, an area, nor a functional arrangement is satisfactory. Instead

they opt for a [mixed organizational structure](#), which combines all three into an MNC that supplements its primary structure with a secondary one and, perhaps, a tertiary one. For example, if a company uses a global area approach, committees of functional managers may provide assistance and support to the various geographic divisions. Conversely, if the firm uses a global functional approach, product committees may be responsible for coordinating transactions that cut across functional lines. In other cases, the organization will opt for a matrix structure that results in managers' having two or more bosses. [Figure 9-7](#) illustrates this structure. In this arrangement, the MNC coordinates geographic and product lines through use of a matrix design.

mixed organizational structure
 A structure that is a combination of a global product, area, or functional arrangement.

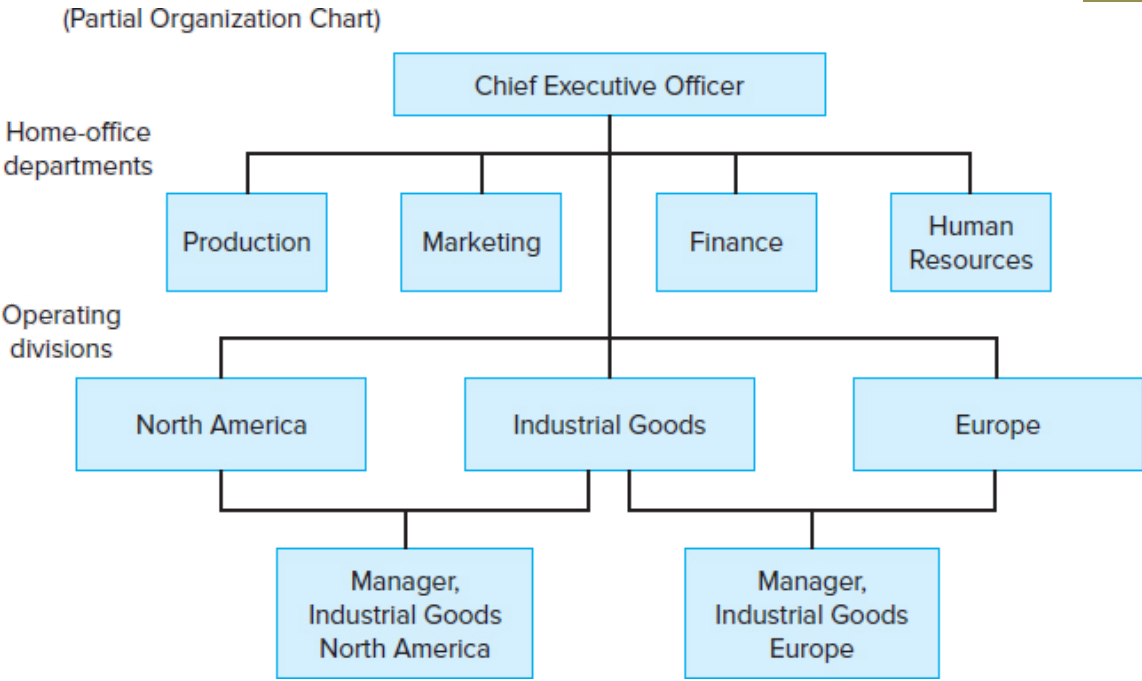


Figure 9-7
A Multinational Matrix Structure

In recent years, mixed organizational structures have become increasingly popular. In the 2010s, Sony's electronic businesses, including personal computers, mobile phones, and cable-television set-top boxes, were unified under a new management structure called "One Sony." Under this plan, electronic products and services are organized under one of three core pillars: gaming, mobile, and digital imaging. The new management structure is designed to decentralize the design-making process and empower individual business groups to make quick decisions.⁴⁵ Quite clearly, the company feels that it needs a mixed structure in order to juggle all its worldwide holdings. Many other companies use a mixed structure, and one survey has found that more than one-third of the responding firms employ this organizational arrangement, while nearly one-fifth utilize global product divisions and only about one-tenth exhibit initial division structures. Many advantages can be gleaned from a mixed organizational structure. In particular, it allows the organization to create the specific type of design that best meets its needs. However, there are shortcomings associated with matrix structures. The most important is that as the matrix design's complexity increases, coordinating the personnel and getting everyone to work toward common goals often become difficult; too many groups go their own way. Thus, many MNCs have not opted for a matrix structure; they have found that simple, lean structures are the best design for them.

Transnational Network Structures

Besides matrix structures, another alternative international organizational design to emerge is the [transnational network structure](#). This is designed to help MNCs take advantage of global economies of scale while being responsive to local customer demands. The design combines elements of classic functional, product, and geographic structures while relying on a

network arrangement to link the various worldwide subsidiaries. This configuration may appear very similar to the matrix, but it is much more complex. While the matrix may use more than one strategy to supplement inefficient operations, it is still fairly centralized in the sense that decisions are balanced between the main headquarters and international subsidiaries. Transnational networks, however, are convoluted integrations of business functions and communications where decisions are made at the local level, but each grouping informs headquarters and sometimes each other. At the center of the transnational network structure are nodes, which are units charged with coordinating product, functional, and geographic information. Different product line units and geographic area units have different structures depending on what is best for their particular operations. A good example of how the transnational network structure works is provided by Philips (Koninklijke Philips Electronics N.V.), which has more than 77,000 employees and operations in more than 70 countries.⁴⁶ Philips produces a diverse product line ranging from lightbulbs to defense systems. In 2016, the company split itself into two distinct companies—Royal Philips, focused on the health/tech segment, and Signify, focused on LED and lighting solutions—still comprised of three product divisions with a varying number of subsidiaries in each. The focus of these subsidiaries varies considerably. Some specialize in manufacturing, others in sales; some are closely controlled by headquarters, and others are highly autonomous.

transnational network structure

A multinational structural arrangement that combines elements of function, product, and geographic designs while relying on a network arrangement to link worldwide subsidiaries.

The basic structural framework of the transnational network consists of three components: dispersed subunits, specialized operations, and

interdependent relationships. Dispersed subunits are subsidiaries that are located anywhere in the world where they can benefit the organization. Some are designed to take advantage of low factor costs, while others are responsible for providing information on new technologies or consumer trends. Specialized operations are activities carried out by subunits that focus on particular product lines, research areas, and marketing areas and are designed to tap specialized expertise or other resources in the company's worldwide subsidiaries. Interdependent relationships are used to share information and resources throughout the dispersed and specialized subunits.

The transnational network structure is difficult to draw in the form of an organization chart because it is complex and continually changing. However, [Figure 9-8](#) provides a view of Philips' network structure. These complex networks can be compared to some of those examined earlier in this chapter by looking at the ways in which the enterprise attempts to exercise control. [Table 9-3](#) provides such a comparison.

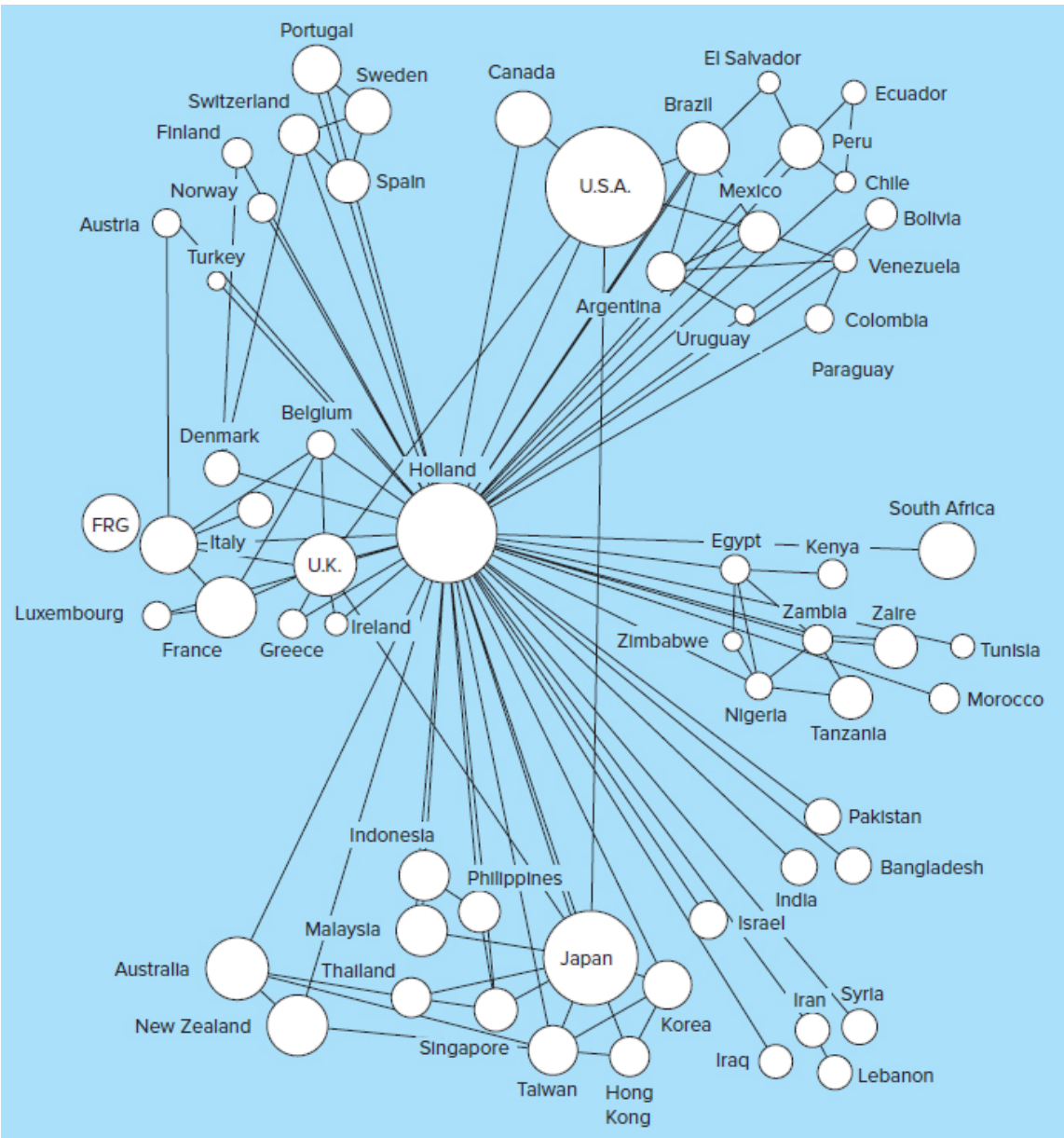


Figure 9-8
The Network Structure of N.V. Philips

Table 9-3
Control Mechanisms Used in Select Multinational Organizational Structures

--

Type of Multinational Structure	Output Control	Bureaucratic Control	Decision-Making Control	Cultural Control
International division structure	Profit control	Have to follow company policies	Typically, some centralization	Treated like all other divisions
Global area division	Use of profit centers	Some policies and procedures necessary	Local units given autonomy	Local subsidiary culture often the most important
Global product division	Unit output for supply; sales volume for sales	Tight process controls used to maintain product quality and consistency	Centralized at the product-division headquarters level	Possible for some companies but not always necessary
Matrix structure	Profit responsibility shared with product and geographic units	Not very important	Balanced between the global area and product units	Culture must support the shared decision making.
Transnational network structure	Used for supplier units and for some independent profit centers	Not very important	Few decisions centralized at headquarters; most centralized in the key network nodes	Organization culture transcends national cultures, supports sharing and learning, and is the most important control mechanism.

■ Nontraditional Organizational Arrangements

In recent years, MNCs have increasingly expanded their operations in ways that differ from those used in the past. These include acquisitions, joint ventures, keiretsus, and strategic alliances. These organizational arrangements do not use traditional hierarchical structures and therefore cannot be shown graphically. The following sections describe how they work.

Organizational Arrangements from Mergers, Acquisitions, Joint Ventures, and Alliances

A recent development affecting the way that MNCs are organized is the increased use of mergers and acquisitions. In recent years, the annual value of worldwide M&As has reached as high as US\$4 trillion!⁴⁷

Among the larger cross-border M&A deals was Essilor's purchase of Luxottica for US\$58.5 billion in 2018. The deal between Essilor, a French eye-wear company, and Luxottica, the Italian manufacturer of Ray-Ban and Oakley, intended to be a merger of equals. The corporate structure of the combined company, EssilorLuxottica, was reorganized to reflect this philosophy. Essilor's CEO, Hubert Sagnières, was named executive vice

chairman of the new company, and Luxottica's founder, Leonardo Del Vecchio, was named executive chairman. Despite the difference in titles, both positions share equal power in the new corporate structure, and decision making requires the agreement of both Sagnières and Del Vecchio. Additionally, Essilor and Luxottica are retaining their separate boards of directors. When appointing new executives for the combined company, both boards will need to grant consent. This unique corporate structure has caused some challenges for EssilorLuxottica. In 2019, the company's share price fell more than 6 percent when Del Vecchio publicly accused Sagnières of making decisions without his approval. The appointment of a CEO has also been difficult, as Del Vecchio wants to appoint Luxottica's CEO, while Sagnières wants to hire an independent search firm to find an alternative candidate.⁴⁸

Other examples of recent organizational arrangements include Page 340 joint-venture and strategic alliance agreements in which each party contributes to the undertaking and coordinates its efforts for the overall benefit of the venture.⁴⁹ These arrangements can take a variety of forms,⁵⁰ although the steps that are followed in creating and operating them often have a fair amount of similarity.

One recent example of such an initiative was when U.S.-based Lockheed Martin and its subsidiary, Sikorsky, began a joint venture with UAE-based Emirates Defence Industries Company, owned by the oil-rich sheikdom's Mubadala Development, to service military aircraft in the Middle East. The JV, called Advanced Military Maintenance Repair and Overhaul Center LLC (AMMROC), was designed, in part, to help support the emirate's efforts to develop a domestic aircraft and avionics industry. AMMROC has provided upgrades to the UAE's Black Hawk helicopters while helping Sikorsky build a foothold in the Middle East. Sikorsky maintains an office in Abu Dhabi to serve as a base for its continued joint ventures in the region with Mubadala.

The company hopes to capitalize on the increasing economic growth in the region for years to come.⁵¹

Another example is the longstanding joint venture between General Motors and Shanghai Automotive Industry Corporation (S.A.I.C.), which produces the Wuling line of trucks and vans targeted to rural areas of China. In the 2010s, these JV partners introduced a new passenger-car brand called Baojun, which means “treasured horse.” This basic car line targets buyers outside China's major metropolitan areas. Today, Baojun boasts a wide variety of vehicles, including a minivan model. In 2018, the joint venture sold 3.6 million automobiles.⁵²

These joint ventures require carefully formulated structures that allow each partner to contribute what it does best and to coordinate their efforts efficiently. This calls for clearly spelling out the responsibilities of all parties and identifying the authority that each will have for meeting specific targets.

One of the main objectives in developing the structure for joint ventures is to help the partners address and effectively meld their different values, management styles, action orientations, and organization preferences. [Table 9-4](#) shows how Western and Asian firms differ in these four areas; the table also is useful for illustrating the types of considerations that need to be addressed by MNCs from the same area of the world. Consider, for example, Infosys, Panasonic, and Hitachi Ltd. The three companies joined forces in 2018 to develop new, high-value, more efficient procurement technology.⁵³ The firms need to structure their organizational interface carefully to ensure effective interaction, coordination, and cooperation.

Table 9-4

A Comparison of Asian and Western Management Features

Western	Asian
---------	-------

	Western	Asian
Basic values	Individual	Group
	Legal	Trust
	Confrontational	Compromising
	Analytic	Fluid
Organization	Formal	Informal
	Fragmented	Generalist
	Hierarchical	Integrated
	Competitive	Cooperative
Action	Short-term	Long-term
	Control	Human resource
	Conflict	Collaborative
	Service-focused	Customer-focused
Management style	Rational	Relationships
	Structured	Flexible
	Directive	Adaptive
	Doing	Understanding

Source: Swierczek, Frederic, and Georges Hirsch. "Joint Ventures in Asia and Multicultural Management." *European Management Journal* 12, no. 2 (1994): 197–209.

In each of these examples, the purchasing MNC fashioned a Page 341 structural arrangement that attempts to promote synergy while encouraging local initiative by the acquired firm. The result is an organization design that draws on the more traditional structures that have been examined here but still has a unique structure specifically addressing the needs of the two firms.

In fact, strategic partners are so important to the success of many MNCs that it is common to find them giving their partners direct access to their own computer systems. In this way, for example, an outsourcer can quickly determine the MNC's supply needs and adjust its own production schedule to meet these demands. This same type of close working B2B arrangement is

used when providing services. For example, IBM works closely with the giant French MNC Technicolor SA, providing data analysis, fleet management, and other tasks.⁵⁴

Many companies are finding that M&As do not work out or they involve a considerable financial risk because of the high sales price. Joint ventures and strategic alliances are a good alternative. They provide MNCs with the opportunity to access a wide variety of competencies, thus reducing their own costs while ensuring that they have a reliable provider. In addition, joint ventures and strategic alliances help promote cooperation between the participating organizations.⁵⁵

■ The Emergence of the Network Organizational Forms

Over the last few years, there has been a major increase in the number of “electronic freelancers”—individuals who work remotely on a project for a company and move on to other employment when the assignment is done. This is especially true in the United States, where over a third of the workforce is currently comprised of freelancers.⁵⁶ In a way, these individuals represent a new type of electronic network organization—“a temporary company”—that serves a particular, short-term purpose and then goes on to other assignments. There are numerous examples.

Consider the way many manufacturers are pursuing radical outsourcing strategies, letting external agents perform more of their traditional activities. The U.S. computerdisplay division of the Finnish company Nokia, for example, chose to enter the U.S. display market with only five employees. Technical support, logistics, sales, and marketing were all subcontracted to specialists around the country. With the online marketplace, many companies never even touch the products they sell. The entire supply chain, from initial

production through warehousing and shipping, is outsourced. Companies like Nokia's computer display division, with highly decentralized operations, bear more resemblance to the network model of organization than to the traditional industrial model.⁵⁷

Many multinationals are beginning to rely increasingly on electronic freelancers (e-lancers, for short) to perform key tasks for them. In the case of General Motors, for example, outsourcers via computers work very closely with the company in providing both design and engineering assistance. The rise of the multinational university is yet another example. Growing numbers of academic institutions from Europe to North America are now offering both undergraduate and graduate courses, and in some cases full-fledged degree programs, via the Internet. In staffing these courses, the universities rely heavily on e-lancers with Ph.D. degrees who are responsible for delivering the courses online. In most cases, the university has little face-to-face contact with these e-lancers. Everything is done via computers.

These electronic network organizations are becoming increasingly prominent. MNCs are realizing that the outsourcing function can be delivered online. Examples include design specifications, analytical computations, and consulting reports. So, in a way, this new structure is a version of the Page 342 matrix design discussed earlier in the chapter. The major difference is that many of the people in the structure not only are temporary, contingent employees but also never see each other and communicate exclusively in an electronic environment.

Organizing for Product Integration

Another recent organizing development is the emergence of designs that are tailored toward helping multinationals integrate product development into their worldwide operations. In the recent past, the use of cross-functional

coordination was helpful in achieving this goal. However, MNCs have found that this arrangement results in people spending less time within their functions and thus becoming less knowledgeable regarding developments that are occurring in their specialized areas. A second shortcoming of the cross-functional approach is that it often leads to product teams becoming autonomous and thus failing to integrate their overall efforts with the organization at large.

Toyota created a structure that combines a highly formalized system with new structural innovations that ensure that projects are flexibly managed and, at the same time, able to benefit from the learning and experiences of other projects. In accomplishing this, Toyota employs six organizational mechanisms. One of these is called mutual adjustment. In most companies, this is achieved by assigning people to a specific project and having them meet face to face and work out a plan of action for designing the new product. At Toyota, however, design engineers are not assigned to specific projects; rather, they remain in their functional area and typically communicate through written messages. This approach ensures that all members remain dedicated to their primary functional area and that they communicate succinctly and directly with each other—thus saving time.

A second mechanism employed by Toyota is the use of direct, technically skilled supervisors. In a typical arrangement, design engineers are led by individuals who are no longer doing engineering work; they are primarily responsible for seeing that others do this work. However, at Toyota, supervisors remain highly skilled in the technical side of the work and are responsible for mentoring, training, and developing their engineers. So, if anyone has a design-related problem, the supervisor is technically skilled and can provide this assistance.

A third mechanism is the use of integrative leadership. In typical product design structures, the manager in charge has full authority and relies on the

engineering personnel to get the work done within time, cost, and quality parameters. At Toyota, however, these managers are responsible for coordinating the work of the functional specialists and serving less as a manager than as a lead designer on the entire project. In this way, they serve as the glue that binds together the whole process.

In typical design operations, engineers are hired from universities or from other companies where they have gained experience, and they remain in their engineering position indefinitely. At Toyota most of the technical training is provided in-house, and people are rotated within only one function, such as body engineers who work on auto-body subsystems for most, if not all, of their careers. As a result, they are able to get more work done faster because they do not have to communicate and coordinate continually with their counterparts regarding what needs to be done. They are so familiar with their jobs that they know what needs to be done.

Another organizational difference is that in typical design work, each new product calls for a new development process, and there are complex forms and bureaucratic procedures for ensuring that everything is done correctly. At Toyota, standard milestones are created by the project leader, and simple forms and procedures are employed, so that the work can be done simply and efficiently.

A final difference is that in many organizations design standards are obsolete and rigid. At Toyota, these standards are maintained by the people who are doing the work and are continually changed to meet new design demands.

The organizational approach used at Toyota is being carefully studied by other world-class auto manufacturers, who are coming to realize that the old way of organizing for product design is not sufficiently effective for dealing with the competitive challenges of the new millennium. In particular, Page 343
a new organizational emphasis has to be placed on better blending

the personnel and the work. Commenting on all of this, a group of experts who studied Toyota's approach wrote,

The success of Toyota's system rides squarely on the shoulders of its people. Successful product development requires highly competent, highly skilled people with a lot of hands-on experience, deep technical knowledge, and an eye for the overall system. When we look at all the things that Toyota does well, we find two foundations for its product-development system: chief engineers using their expertise to gain leadership, and functional engineers using their expertise to reduce the amount of communication, supervision, trial and error, and confusion in the process. All the other coordinating mechanisms and practices serve to help highly skilled engineers do their job effectively. By contrast, many other companies seem to aspire to develop systems “designed by geniuses to be run by idiots.” Toyota prefers to develop and rely on the skill of its personnel, and it shapes its product-development process around this central idea: people, not systems, design cars.⁵⁸

■ Organizational Characteristics of MNCs

Although MNCs have similar organizational structures, they do not all operate in the same way. A variety of factors that help explain the differences have been identified.⁵⁹ These include overall strategy, employee attitudes, and local conditions. Of particular significance to this discussion are the organizational characteristics of formalization, specialization, and centralization.

Formalization

Formalization is the use of defined structures and systems in decision making, communicating, and controlling. Some countries make greater use of formalization than others; in turn, this affects the day-to-day organizational functioning. One large research study of Korean firms found that unlike employees in the United States, Korean workers perceive more positive work environments when expectations for their jobs are set forth more strictly and formally. In short, Koreans respond very favorably to formalization.⁶⁰ Korean

firms tend to be quite formal, but this may not hold throughout Asia. For example, a study that investigated whether Japanese organizations are more formalized than U.S. organizations found that although Japanese firms tend to use more labor-intensive approaches to areas such as bookkeeping and office-related work than their U.S. counterparts, no statistical data support the contention that Japanese firms are more formalized.⁶¹

formalization

The use of defined structures and systems in decision making, communicating, and controlling.

Another study of U.S. and Japanese firms in Taiwan divided formalization into two categories: objective and subjective.⁶² Objective formalization was measured by things such as the number of different documents given to employees, organizational charts, information booklets, operating instructions, written job descriptions, procedure manuals, written policies, and work-flow schedules and programs. Subjective formalization was measured by the extent to which goals were left vague and unspecified, informal controls were used, and culturally induced values facilitated getting things done.

Commenting on differences in the use of formalization, the researchers concluded that American and Japanese firms appear to have almost the same level of written goals or objectives for subordinates; written standards of performance appraisals; written schedules, programs, and work specifications; and written duties, authority, and accountability. However, managers in Japanese firms perceive less formalization than do managers in American firms. Less reliance on formal rules and structure in Japanese firms is also revealed by the emphasis on a face-to-face or behavioral mode of control indicated by the ratio of foreign expatriates to total employees in subsidiaries.⁶³

The study also found that U.S. MNCs tend to rely heavily on budgets, financial data, and other formalized tools in controlling their subsidiary operations. This contrasts with Japanese MNCs, in which wider use is made of face-to-face, informal controls. These findings reveal that although the outward structural design of overseas subsidiaries may appear to be Page 344 similar, the internal functioning in characteristics such as formalization may be quite different.

In recent years, this formal-informal characteristic of organizations has become the focal point of increased scrutiny.⁶⁴ One reason is that MNCs now realize there are two dimensions of formality-informality that must be considered: internal and external. Moreover, to a large degree, these formal-informal relationships require different types of networking. As Yoshino and Rangan noted, there are two approaches that firms that must compete globally—and that includes most major firms—employ to achieve the layering of competitive advantages: (1) developing extensive internal networks of international subsidiaries in major national or regional markets and (2) forging external networks of strategic alliances with firms around the world. These approaches are not mutually exclusive, and increasingly firms are striving to build both types of networks.⁶⁵

What is particularly interesting about these networking relationships is that each places a different set of demands on the MNC. In particular, external networking with joint-venture partners often involves ambiguous organizational mandates, less emphasis on systems and more on people, and ambiguous lines of authority. This is a marked difference from internal networking characteristics, where formality is much stronger than informality and the enterprise can rely on a shared vision, clear organizational mandates, and well-developed systems and lines of authority. [Table 9-5](#) summarizes the characteristics of these internal and external networks.

Table 9-5
Internal versus External Networks

Managerial Dimensions	Internal Network	External Network
Shared vision	Yes	No
Animating mindset	Cooperation	Cooperation and competition
Organizational mandates	Clear	Ambiguous
Organizational objective	Global optimization	Develop win-win approaches
Emphasis on systems	More	Less
Emphasis on people	Less	More
Lines of authority	Clear	Ambiguous at best

Source: Yoshino, Michael Y, and U. Srinivasa Rangan. *Strategic Alliances: An Entrepreneurial Approach to Globalization*. Boston: Harvard Business School Press, 1995.

Specialization

As an organizational characteristic, **specialization** is the assigning of individuals to specific, well-defined tasks. Specialization in an international context can be classified into horizontal and vertical specialization.

specialization

An organizational characteristic that assigns individuals to specific, well-defined tasks.

Horizontal specialization assigns jobs so that individuals are given a particular function to perform, and people tend to stay within the confines of

this area. Examples include jobs in areas such as customer service, sales, recruiting, training, purchasing, and marketing research. When there is a great deal of horizontal specialization, personnel will develop functional expertise in one particular area.

horizontal specialization

The assignment of jobs so that individuals are given a particular function to perform and tend to stay within the confines of this area.

Vertical specialization assigns work to groups or departments where individuals are collectively responsible for performance. Vertical specialization also is characterized by distinct differences between levels in the hierarchy such that those higher up are accorded much more status than those further down, and the overall structure usually is quite tall.

vertical specialization

The assignment of work to groups or departments where individuals are collectively responsible for performance.

In the earlier comparative study of 55 U.S. and 51 Japanese manufacturing plants, Japanese organizations had lower functional specialization of employees. Specifically, three-quarters of the functions listed were assigned to specialists in the U.S. plants, but less than Page 346 one-third were assigned in the Japanese plants.⁶⁶ Later studies with regard to formalization have echoed this finding on specialization.

By contrast, studies find that the Japanese rely more heavily on Page 345 vertical specialization. They have taller organizational structures in contrast to the flatter designs of their U.S. counterparts. Japanese departments and units also are more differentiated than departments and units in U.S. organizations. Vertical specialization can be measured by the amount of group activity as well, such as in quality circles. Japanese firms make much greater

use of quality circles than do U.S. firms. Vertical specialization also can result in greater job routinization. Because one is collectively responsible for the work, strong emphasis is placed on everyone's doing the job in a predetermined way, refraining from improvising, and structuring the work so that everyone can do the job after a short training period. Again, Japanese organizations make much wider use of job routinization than do U.S. organizations.

Centralization

Centralization is a management system in which important decisions are made at the top. In an international context, the value of centralization will vary according to the local environment and the goals of the organization. Many U.S. firms tend toward **decentralization**, pushing decision making down the line and getting the lower-level personnel involved. German MNCs centralize strategic headquarter-specific decisions independent of the host country and decentralize operative decisions in accordance with the local situation in the host country. The International Management in Action box “Organizing in Germany” describes how relatively small German MNCs have been very successful with such a decentralization strategy. In some cases, large firms have also been very successful using a decentralized approach. Nokia, for example, has been described as “one of the least hierarchical big companies on earth, a place where it is often profoundly unclear who's in charge.”⁶⁷ This hands-off approach promotes creativity, entrepreneurial effort, and personal responsibility. At the same time, however, in order to prevent operations from spinning out of control, the company exercises very tight financial discipline.

centralization

A management system in which important decisions are made at the top.

decentralization

Pushing decision making down the line and getting the lower-level personnel involved.

In contrast, researchers have found that Japanese organizations delegate less formal authority than their U.S. counterparts but permit greater involvement in decisions by employees lower in the hierarchy. At the same time, the Japanese manage to maintain strong control over their lower-level personnel by limiting the amount of authority given to the latter and carefully controlling and orchestrating worker involvement and participation in quality circles.⁶⁸ Other studies show similar findings.⁶⁹ When evaluating the presence of centralization by examining the amount of autonomy that the Japanese give to their subordinates, one study concluded the following:

In terms of job autonomy, employees in American firms have greater freedom to make their decisions and their own rules than in Japanese firms. ... Results show that managers in American firms perceive a higher degree of delegation than do managers in Japanese firms. Also, managers in American firms feel a much higher level of participation in the coordinating with other units, ... in influencing the company's policy related to their work, and in influencing the company's policy in areas not related to their work.⁷⁰

The finding related to influence is explained in more detail in [Table 9-6](#). U.S. managers in Taiwanese subsidiaries felt that they had greater influence than did their Japanese counterparts. Moreover, when statistically analyzed, these data proved to be significant.

Table 9-6

Managers' Influence in U.S. and Japanese Firms in Taiwan

Managers' Work-Related Activity	U.S. Firm Average	Japanese Firm Average

Managers' Work-Related Activity	U.S. Firm Average	Japanese Firm Average
Assigning work to subordinates	4.72	3.96
Disciplining subordinates	4.07	3.82
Controlling subordinates' work (quality and pace)	3.99	3.82
Controlling salary and promotion of subordinates	3.81	3.18
Hiring and placing subordinates	3.94	3.24
Setting the budget for own unit	3.45	3.16
Coordinating with other units	3.68	3.52
Influencing policy related to own work	3.22	2.85
Influencing policy not related to own work	2.29	1.94
Influencing superiors	3.02	3.00

Note: The highest score of means is 5 (very great influence); the lowest score is 1 (very little influence). The *T*-value for all scores is significant at the .01 level.

Source: Yeh, Ryh-song and Tagi Sagafi-nejad. "Organizational Characteristics of American and Japanese Firms in Taiwan." *Academy of Management Proceedings* 1987, no. 1 (2017).

Putting Organizational Characteristics in Perspective

MNCs tend to organize their international operations in a manner similar to that used at home. If the MNC tends to have high formalization, specialization, and centralization at its home-based headquarters, these organizational characteristics probably will occur in the firm's international subsidiaries.⁷¹ Japanese and U.S. firms are good examples. As the researchers of the comparative study in Taiwan concluded, “Almost 80 percent of Japanese firms and more than 80 percent of American firms in the sample have been operating in Taiwan for about ten years, but they maintain the traits of their distinct cultural origins even though they have been operating in the same (Taiwanese) environment for such a long time.”⁷²

International Management in Action

Organizing in Germany

<http://www.stihlusa.com/products/chain-saws>

Like every other place in the world, Europe in general and Germany in particular have gone through economic ups and downs. German labor unions, the most powerful in Europe, have had to make concessions in recent years, and major corporations were scaling back operations and reporting losses. At the same time, a number of medium-sized and small German companies continued to be some of the most successful in the world. Part of this success resulted from their carefully designed, decentralized organizational structures, a result of company efforts to remain close to the customer. The goal of these German MNCs is to establish

operations in overseas locales where they can provide on-site assistance to buyers. Moreover, in most cases these subsidiaries are wholly owned by the company and have centralized controls on profits.

A common practice among German MNCs is to overserve the market by providing more than is needed. For example, when the auto firm BMW entered Japan, its initial investment was several times higher than that required to run a small operation; however, its high visibility and commitment to the market helped create customer awareness and build local prestige.

Another strategy is to leave expatriate managers in their positions for extended periods of time. In this way, they become familiar with the local culture and thus the market, and they are better able to respond to customer needs as well as problems. As a result, customers get to know the firm's personnel and are more willing to do repeat business with them.

Still another strategy the German MNCs use is to closely mesh the talents of the people with the needs of the customers. For example, there is considerable evidence that most customers value product quality, closeness to the customer, service, economy, helpful employees, technologic leadership, and innovativeness. The German firms will overperform in the area that is most important and thus further bond themselves to the customer.

A final strategy is to develop strong self-reliance, so that when problems arise, they can be handled with in-house personnel. This practice is a result of German companies'

believing strongly in specialization and concentration of effort. They tend to do their own research and to master production and service problems, so that if there is a problem, they can resolve it without having to rely on outsiders.

How well do these German organizing efforts pay off? Many of these relatively small companies hold world market shares in the 70 to 90 percent range. These are companies that no one has ever heard of, such as Booder (fish-processing machines), Gehring (honing machines), Korber/Hauni (cigarette machines), Marklin & Cle (model railways), Stihl (chainsaws), and Webasto (sunroofs for cars). Even so, every one of these companies is the market leader not only in Europe but also throughout the world, and in some cases its relative market strength is up to 10 times greater than that of the nearest competitor.

Sources: Neff, Robert, and Douglas Harbrecht. "Germany's Mighty Unions Are Being Forced to Bend." *BusinessWeek*, March 1, 1993, 52–56; Rapoport, Carla. "Europe's Slump Won't End Soon." *Fortune*, May 3, 1993, 82–87; Simon, Hermann. "Lessons from Germany's Midsize Giants." *Harvard Business Review*, March/April 1992, 115–23.

These findings also reveal that many enterprises view their Page 347 international operations as extensions of their domestic operations, thus disproving the widely held belief that convergence occurs between overseas operations and local customs. In other words, there is far less of an "international management melting pot" than many people realize. European

countries are finding that as they attempt to unify and do business with each other, differing cultures (languages, religions, and values) are very difficult to overcome. A major challenge for the years ahead will be bringing subsidiary organizational characteristics more into line with local customs and cultures.



The World of International Management— Revisited

In this chapter, a number of different entry strategies and organizational arrangements were discussed. Some of these are fairly standard approaches used by MNCs; others represent hybrid or flexible arrangements. Increasingly, entry modes and organizational structures involve collaborative relationships in which control and oversight are shared. Review the chapter opening World of International Management discussion of Airbnb's approach to global strategy. Then think about the major themes of the chapter, the forms of entry and organizational structure, and answer the following questions: (1) Which organizational structure described in the chapter does Airbnb's structure most closely resemble? (2) How might such a structure help or hinder entry into new markets? (3) Does a matrix or customer-oriented structure lend itself better to forming joint ventures and alliances?

SUMMARY OF KEY POINTS

1. MNCs pursue a range of entry strategies in their international operations. These include exporting/importing, wholly owned subsidiaries, mergers and acquisitions, alliances and joint ventures,

licensing and franchising. In general, the more cooperative forms of entry (alliances, joint ventures, mergers, licensing) are on the rise.

2. A number of different organizational structures are used in international operations. Many MNCs begin by using an export manager or subsidiary to handle overseas business. As the operation grows or the company expands into more markets, the firm often will opt for an international division structure. Further growth may result in adoption of a global structural arrangement, such as a global production division, global area division structure, global functional division, or mixture of these structures.
3. Although MNCs still use the various structural designs that can be drawn in a hierarchical manner, they recently have begun merging or acquiring other firms or parts of other firms, and the resulting organizational arrangements are quite different from those of the past. The same is true of the many joint ventures now taking place across the world. One change stems from the Japanese concept of keiretsu, which involves the vertical integration and cooperation of a group of companies. Other examples of new MNC organizational arrangements include the emergence of electronic networks, new approaches to organizing for production development, and the more effective use of IT.
4. A variety of factors help explain differences in the way that international firms operate. Three organizational characteristics that are of particular importance are formalization, specialization, and centralization. These characteristics often vary from country to country, so that Japanese firms will conduct operations differently than U.S. firms, for example. When MNCs set up international

subsidiaries, they often use the same organizational techniques they do at home without necessarily adjusting their approach to better match the local conditions.

KEY TERMS

[alliance](#), 326

[centralization](#), 345

[decentralization](#), 345

[formalization](#), 343

[franchise](#), 329

[global area division](#), 335

[global functional division](#), 336

[global product division](#), 334

[horizontal specialization](#), 344

[international division structure](#), 332

[joint venture \(JV\)](#), 326

[license](#), 329

[merger/acquisition](#), 325

[mixed organizational structure](#), 336

[specialization](#), 344

[transnational network structure](#), 337

[vertical specialization](#), 344

[wholly owned subsidiary](#), 324

REVIEW AND DISCUSSION QUESTIONS

1. One of the most common entry strategies for MNCs is the joint venture. Why are so many companies opting for this strategy? Would a fully owned subsidiary be a better choice?

2. A small manufacturing firm believes there is a market for handheld tools that are carefully crafted for local markets. After spending two months in Europe, the president of this firm believes that his company can create a popular line of these tools. What type of organizational structure would be of most value to this firm in its initial efforts to go international?
3. If the company in question 2 finds a major market for its products in Europe and decides to expand into Asia, would you recommend any change in its organizational structure? If yes, what would you suggest? If no, why not?
4. If the company in question 2 finds after three years of international effort that it is selling 50 percent of its output overseas, what type of organizational structure would you suggest for the future?
5. In what way do the concepts of formalization, specialization, and centralization have an impact on MNC organizational structures? In your answer, use a well-known firm such as IBM or Ford to illustrate the practical expressions of these three characteristics.

INTERNET EXERCISE: ORGANIZING FOR EFFECTIVENESS

Every MNC tries to drive down costs by getting its goods and services to the market in the most efficient way. Good examples include auto firms such as Ford Motor and Volkswagen, which have worldwide operations. In recent years, Ford has been expanding into Europe and VW has begun setting up operations in Latin America. By building cars closer to the market, these companies hope to reduce their costs and be more responsive to local needs. At the same time, this strategy requires a great deal of organization and coordination. Visit the websites of both

firms and examine the scope of their operations. The web address for Ford Motor is <http://www.ford.com>, and for Volkswagen it is <http://www.vw.com>. Then, based on your findings, answer these questions: What type of organizational arrangement(s) do you see the two firms using in coordinating their worldwide operations? Which of the two companies has the more modern arrangement? Do you think this increases that firm's efficiency, or does it hamper the company's efforts to contain costs and be more competitive? Why?

ENDNOTES

1. "About Us," Airbnb Press Room, <https://press.airbnb.com/about-us>.
2. Ibid.
3. "Casa Particulares: The Most Authentic Lodging in Cuba," ViaHero, October 18, 2018, <https://www.viahero.com/travel-to-cuba/lodging>.
4. Ibid.
5. Kejal Vyas, "Airbnb Begins Offering Accommodations in Cuba," *Wall Street Journal*, April 2, 2015, <https://www.wsj.com/articles/airbnb-begins-offering-accommodations-in-cuba-1427968801>.
6. Ibid.
7. "Airbnb and Cuba: Two Years of Connecting People and Generating Economic Opportunity for Individuals and Families," Airbnb, https://2sqy5r1jf93u30kwzclsmfqt-wpengine.netdna-ssl.com/wp-content/uploads/2017/06/Airbnb_CubaReport_2017.pdf.

8. Jessi Hempel, "Airbnb Wants to Find a Home in China," Page 349
Wired, August 21, 2018, <https://www.wired.com/story/airbnb-china-market>.
9. Liza Lin, "Airbnb China Head Quits after Short Stay," *Wall Street Journal*, October 24, 2017,
<https://www.wsj.com/articles/airbnb-china-head-leaves-after-short-stay-1508838523>.
10. Jacky Wong, "Airbnb Aims for Success Where Others Have Failed: China," *The Wall Street Journal*, April 5, 2017,
<https://www.wsj.com/articles/airbnb-aims-for-success-where-others-have-failed-china-1491394421>.
11. Lin, "Airbnb China Head Quits after Short Stay."
12. Hempel, "Airbnb Wants to Find a Home in China."
13. Wong, "Airbnb Aims for Success Where Others Have Failed: China."
14. Hempel, "Airbnb Wants to Find a Home in China."
15. For more on this, see Donald F. Kuratko and Richard M. Hodgetts, *Entrepreneurship: A Contemporary Approach*, 5th ed. (Ft. Worth, TX: Harcourt, 2001), 529–35.
16. J. Contractor, "Contractual and Cooperative Forms of International Business: Towards Unified Theory of Model Choice," *Management International Review* 30, no. 1 (1990): 31–54.
17. Peng S. Chan, "International Joint Ventures vs. Wholly Owned Subsidiaries," *Multinational Business Review* 3, no. 1 (Spring 1995): 37–44.

18. Harry Barkema and Freek Vermeulen, "International Expansion through Start-up or Acquisition: A Learning Perspective," *Academy of Management Journal* (February 1998): 7–26.
19. K. Carow, R. Heron, and T. Saxton, "Do Early Birds Get the Returns? An Empirical Investigation of Early-Mover Advantages in Acquisitions," *Strategic Management Journal* 25 (2004): 563–85.
20. Joe Mayes, Gerry Smith, and Anousha Sakoui, "Comcast's \$39 Billion Sky Win Extends Media Empire to Europe," *Bloomberg*, September 22, 2018, <https://www.bloomberg.com/news/articles/2018-09-22/comcast-muscles-fox-aside-with-39-billion-offer-for-sky>.
21. "Global Transactions Forecast 2019," Baker & McKenzie, 2019, https://www.bakermckenzie.com/-/media/files/insight/publications/gtf/global_transactions_forecast_2019.pdf.
22. Christine T. W. Huang and Brian H. Kleiner, "New Developments Concerning Managing Mergers and Acquisitions," *Management Research News* 27, no. 4–5 (2004): 54–62.
23. Steve Ranger, "Microsoft and Windows Phone: What Went Wrong, and Where Can They Go from Here?" ZDNet, July 9, 2015, <https://www.zdnet.com/article/microsoft-and-windows-phone-what-went-wrong-and-where-can-they-go-from-here>.
24. "Worst Tech Mergers and Acquisitions: Nokia and Microsoft, AOL and Time Warner," ZDNet, February 13, 2016, <https://www.zdnet.com/article/worst-tech-mergers-and-acquisitions-nokia-and-microsoft-aol-and-time-warner>.

- “Microsoft Announces Restructuring of Phone Hardware Business,” Microsoft, July 8, 2015,
<https://www.sec.gov/Archives/edgar/data/789019/000119312515247530/d54167dex991.htm>.
26. Ranger, “Microsoft and Windows Phone.”
27. Tom Warren, “Microsoft Finally Admits Windows Phone Is Dead,” The Verge, October 9, 2017,
<https://www.theverge.com/2017/10/9/16446280/microsoft-finally-admits-windows-phone-is-dead>.
28. For additional insights into alliances and joint ventures, see William Newburry and Yoram Zeira, “General Differences between Equity International Joint Ventures (EIJVs), International Acquisitions (IAs) and International Greenfield Investments (IGIs): Implications for Parent Companies,” *Journal of World Business* 32, no. 2 (1997): 87–102.
29. Also see David Lei, Robert A. Pitts, and John W. Slocum Jr., “Building Cooperative Advantage: Managing Strategic Alliances to Promote Organizational Learning,” *Journal of World Business* 32, no. 3 (1997): 203–22.
30. For more on this, see Ana Valdes Llaneza and Esteban Garcia-Canal, “Distinctive Features of Domestic and International Joint Ventures,” *Management International Review* 38, no. 1 (1998): 49–66.
31. Ben Mutzabaugh, “Royal Air Maroc to Join Oneworld Frequent-Flyer Alliance,” *USA Today*, December 5, 2018,
<https://www.usatoday.com/story/travel/flights/todayinthesky/201>

[8/12/05/royal-air-maroc-join-oneworld-frequent-flyer-alliance/2214358002](https://www.royal-air-maroc-join-oneworld-frequent-flyer-alliance/2214358002).

32. V. S. P. Rao and V. Hari Krishna. *Strategic Management* (Delhi: Excel Books India, 2004).
33. See also Michael A. Hitt, M. Tina Dacin, Edward Levitas, Jean-Luc Arregle, and Anca Borza, “Partner Selection in Emerging and Developed Market Contexts: Resource-Based and Organizational Learning Perspectives,” *Academy of Management Journal* 43, no. 3 (2002): 449–67.
34. Alan Ohnsman, “Hyundai Leads Asian Brands' U.S. Gains as Sales Slow,” *Bloomberg BusinessWeek*, July 1, 2010.
35. Robert Ferris, “China's Geely Buys a \$9 Billion Stake in Daimler, Reports Bloomberg,” CNBC, February 23, 2018, <https://www.cnbc.com/2018/02/23/chinas-geely-buys-a-9-billion-stake-in-daimler-reports-bloomberg.html>.
36. Alec Macfarlane, “Lotus Has a New Chinese Owner,” *CNNMoney*, May 24, 2017, <https://money.cnn.com/2017/05/24/autos/lotus-geely-china-proton/index.html>.
37. Mark Milner, “Indian Firm Buys Jaguar and Land Rover,” *The Guardian*, March 26, 2008, <https://www.guardian.co.uk/business/2008/mar/26/automotive.mergersandacquisitions>.
38. Bruce Nussbaum, “Tata Buys Land Rover and Jaguar, Now It Has to ‘Nano’ Them,” *BusinessWeek*, March 27, 2008,

<https://www.bloomberg.com/news/articles/2008-03-26/tata-buys-land-rover-and-jaguar-dot-now-it-has-to-nano-them-dot>

39. Roger Fingas, “A 5G iPhone Will Cost Apple about \$21 in Licensing Fees to Nokia, Qualcomm, and Others,” *Apple Insider*, August 22, 2018, <https://appleinsider.com/articles/18/08/22/a-5g-iphone-will-cost-apple-about-21-in-licensing-fees-to-nokia-qualcomm-and-others>.
40. Eric Bellman and Jennifer Maloney, “Coca-Cola Launched 500 Drinks Last Year. Most Taste Nothing Like Coke,” *Wall Street Journal*, August 23, 2018, <https://www.wsj.com/articles/coca-cola-launched-500-drinks-last-year-most-taste-nothing-like-coke-1535025601?ns=prod/accounts-wsj>.
41. Joan Magretta, “Fast, Global, and Entrepreneurial: Supply Chain Management, Hong Kong Style,” *Harvard Business Review*, September/October 1998.
42. See George S. Yip, *Total Global Strategy II* (Englewood Cliffs, NJ: Prentice Hall, 2003), [Chapter 8](#).
43. Ibid.
44. Arvind V. Phatak, *International Dimensions of Management* (Boston: PWS-Kent, 1989).
45. Mark Hachman, “One Sony’ Reorganization Focuses on Games, Mobile, Imaging,” *PCMag*, March 27, 2012, <https://www.pcmag.com/news/295911/one-sony-reorganization-focuses-on-games-mobile-imaging>.
46. “Annual Report 2018,” Philips, 2018, <https://www.results.philips.com/#!/downloads>.

47. “2019 Global M&A Outlook,” J.P. Morgan, 2019,
<https://www.jpmorgan.com/jpmpdf/1320746694177.pdf>.
48. Matthew Dalton, “Executive Quarrel Trips Up Eye-wear Giant Months after Merger,” *Wall Street Journal*, March 21, 2019,
<https://www.wsj.com/articles/executive-quarrel-trips-up-eyewear-giant-months-after-merger-11553195392>.
49. Also see Andrew C. Inkpen and Adva Dinur, “Knowledge Management Processes and International Joint Ventures,” *Organization Science*, July/August 1998, 454–68.
50. See, for example, John Child, “A Configurational Analysis of International Joint Ventures,” *Organization Studies* 23, no. 5 (2002): 781–815.
51. Fareed Rahman, “Sikorsky to Expand in Region with Office in Abu Dhabi,” *Gulf News*, February 25, 2015,
<http://gulfnnews.com/business/aviation/sikorsky-to-expand-in-region-with-office-in-abu-dhabi-1.1462656>.
52. Alex Luft, “GM China Sales Decrease 25.4 Percent to 964,714 Vehicles in Q4 2018,” *GM Authority*, January 17, 2019,
<http://gmauthority.com/blog/2019/01/gm-china-sales-numbers-figures-results-fourth-quarter-2018-china-q4>.
53. “Infosys Forms Joint Venture with Hitachi, Panasonic in Japan,” *Economic Times*, December 14, 2018,
<https://economictimes.indiatimes.com/tech/ites/infosys-forms-joint-venture-with-hitachi-panasonic-in-japan/articleshow/67088250.cms>.

54. “Technicolor Launches Virdata for Monitoring, Management and Analytics of Internet of Things and M2M Cloud Services,” Technicolor SA, January 3, 2014, <https://www.technicolor.com/news/technicolor-launches-virdata-monitoring-management-and-analytics-internet-things-and-m2m-cloud>.
55. Matthew Schifrin, “Partner or Perish,” *Forbes*, May 21, 2001, 27.
56. Abdullahi Muhammed, “4 Reasons Why the Gig Economy Will Only Keep Growing in Numbers,” *Forbes*, June 28, 2018, <https://www.forbes.com/sites/abdullahimuhammed/2018/06/28/4-reasons-why-the-gig-economy-will-only-keep-growing-in-numbers/#4a67997011eb>.
57. Thomas W. Malone and Robert J. Laubacher, “The Dawn of the E-Lance Economy,” *Harvard Business Review*, September/October 1998, 148.
58. Durward K. Sobek, Jeffrey Liker, and Allen C. Ward. “Another Look at How Toyota Integrates Product Development,” *Harvard Business Review*, July/August 1998.
59. Anne-Wil Harzing, “An Empirical Analysis and Extension of the Bartlett and Ghoshal Typology of Multinational Companies,” *Journal of International Business Studies* (First Quarter 2000): 101–20.
60. Steven M. Sommers, Seung-Hyun Bae, and Fred Luthans, “The Structure-Climate Relationship in Korean Organizations,” *Asia Pacific Journal of Management* 12, no. 2 (1995): 23–36.

- James R. Lincoln, Mitsuyo Hanada, and Kerry McBride,
61. “Organizational Structures in Japanese and U.S. Manufacturing,” *Administrative Science Quarterly*, September 1986, 356.
 62. Rhy-song Yeh and Tagi Sagafi-nejad, “Organizational Characteristics of American and Japanese Firms in Taiwan,” *National Academy of Management Proceedings* (1987): 111–15.
 63. *Ibid.*, 113.
 64. Abbass F. Alkhafaji, *Competitive Global Management: Principles and Strategies* (Delray Beach, FL: St. Lucie Press, 1995), 390–91.
 65. Michael Yoshino and N. S. Rangan, *Strategic Alliances* (Boston: Harvard Business School Press, 1995), 195.
 66. Lincoln, Hanada, and McBride, “Organizational Structures,” 349.
 67. Vito J. Racanelli, “Why Hung-Up Nokia May Still Be Decent Value Play.” *Wall Street Journal*, May 24, 2004, <https://www.wsj.com/articles/SB108517774017918391>.
 68. Mark Lehrer and Kazuhiro Asakawa, “Unbundling European Operations: Regional Management and Corporate Flexibility in American and Japanese MNCs,” *Journal of World Business* 34, no. 3 (1999): 267–86.
 69. Masumi Tsuda, “The Future of the Organization and the Individual to Japanese Management,” *International Studies of Management and Organization* (Fall/Winter 1985): 89–125.
 70. Rhy-song Yeh and Tagi Sagafi-nejad. “Organizational Characteristics of American and Japanese Firms in Taiwan.” *Academy of Management Proceedings* 1987, no. 1 (2017).

71. Stephen Christophe and Ray Pfeiffer Jr., “The Valuation of MNC International Operations during the 1990s,” *Review of Quantitative Finance and Accounting* 18, no. 2 (March 2002): 119.
72. Masumi Tsuda and J. H. Haig, “The Future of the Organization and the Individual in Japanese Management.” *International Studies of Management & Organization* 15, no. 3 (1989): 89–125.
73. CIA, “Mexico,” *The World Factbook*, 2019, <https://www.cia.gov/library/publications/the-world-factbook/geos/mx.html>.
74. World Economic Outlook Database, “Mexico,” International Monetary Fund, July 2018, <https://www.imf.org/external/pubs/ft/weo/2018/01/weodata/weose1gr.aspx>.
75. Heritage Foundation, “Mexico,” *Index of Economic Freedom*, 2016, <https://www.heritage.org/index/country/mexico>.
76. Alejandro Madrazo, “Telecommunications: Mexico's New Reform,” *Americas Quarterly*, Summer 2013, <https://www.americasquarterly.org/content/telecommunications-mexicos-new-reform>.
77. Shannon K. O'Neil, “Mexico's Election Could Leave Its Economy in Limbo—No Matter Who Wins,” *Bloomberg*, April 4, 2018, <https://www.bloomberg.com/opinion/articles/2018-04-04/mexico-s-election-could-leave-economic-reforms-in-limbo>.

78. Marianna Parraga and Adriana Barrera, “Mexico's Oil Reform a Boon for Hard-Hit Oil Service, Seismic Firms,” *Reuters*, January 31, 2018, <https://www.reuters.com/article/us-mexico-oil-data/mexicos-oil-reform-a-boon-for-hard-hit-oil-service-seismic-firms-idUSKBN1FK27C>.
79. Bill Hofheimer, “ESPN to Televis Monday Night Football Game from Mexico City,” ESPN, February 5, 2016, <http://espnmediazone.com/us/press-releases/2016/02/espn-to-televis-monday-night-football-game-from-mexico-city/>.
80. Kevin Patra, “NFL Unveils Dates, Times for 2019 International Games,” NFL, April 17, 2019, <http://www.nfl.com/news/story/0ap3000001026723/article/nfl-unveils-dates-times-for-2019-international-games>.



In the International Spotlight

Mexico

Mexico is located in North America and shares its northern border with the United States. The country covers 756,000 square miles and is rich with petroleum, silver, copper, gold, lead, zinc, natural gas, and timber. Mexico is a rapidly emerging country. The

population, growing at more than 1 percent annually, consists of more than 125 million people, 40 percent of whom are under 24 years old. Roman Catholicism is the predominant religion, and Spanish is the native language.⁷³

With a GDP of US\$1.21 trillion in 2018, the country has consistently recorded strong annual growth. In the past two decades, Mexico has been able to raise its GDP per capita to US\$9,723. Inflation hovers around 5 percent and unemployment around 4 percent. As a result of the North American Free Trade Agreement (NAFTA), Mexico's economy is tightly integrated to the United States, and its performance and growth tend to follow those of its larger neighbor to the north.⁷⁴

Mexico is not without some issues common to other emerging industrialized nations. The country suffers from significant pollution issues, corruption from drug cartels, and a lack of competition in its markets. The government has made concerted efforts to tackle these issues, with some degree of success. Additionally, the legal system has undergone a shift to curb the perception of corruption in its courts. More notably, former President Enrique Peña Nieto went so far as to make constitutional reforms in the areas of education, energy, and telecommunications. Under the new policies, the government acts as a regulatory agency that focuses on antitrust issues and seeks advice from a nonprofit, third party about how to most efficiently manage the telecom industry to reform its previous, monopolistic structure.^{75,76} As a result of these reforms, consumer prices for mobile calls have been cut in half, and connection to the Internet has become commonplace.⁷⁷

Similarly, the government is actively breaking oil monopolies and working to open oil exploration rights to foreign investors. This

structural change means that oil companies from all over the world will have the option of investing in Mexico's oil industry for the first time since 1938, when the government created its state-owned monopoly. The country has already begun auctioning exploration reserves in the Gulf of Mexico region. This reform also creates new competition in the electricity industry.⁷⁸

You Be the International Management Consultant

The National Football League (NFL) has gained attention by its announced goal of making “American” football a global sport. The NFL has hosted games in London, Toronto, and Mexico in the past. Additionally, London now hosts two games per year, and there has been serious consideration regarding moving a franchise there. Over a decade ago, in 2005, the NFL hosted a game in Mexico City that drew 103,000 fans. In recent years, the league has agreed to return to Mexico with a least one regular-season game per year; however, field conditions led to the cancellation of the game in the 2018 season. Still, NFL management remains optimistic that it can grow its appeal in Mexico. “Expanding our International Series of regular-season games to Mexico marks an important step in our continued international growth,” NFL Commissioner Roger Goodell said in a press conference ahead of the 2016 Super Bowl. “We have a tremendous, passionate fan base in Mexico, and we know the atmosphere on game day will be outstanding.” Mexico appears fit for a new franchise due to its close proximity to major U.S. cities, similar time zones, additional television broadcasting options, and an enthusiastic fan base.^{79,80}

Questions

1. If you worked as a consultant for the NFL, would you recommend to the league commissioner that the number of annual games played in Mexico be increased? What about starting a new franchise in Mexico City?
2. What aspects of the country would be cause for concern?
3. Does Mexico's history of state regulation over telecommunications and energy affect your decision for growth through television? What other concerns might you have?

Design Elements: Chess Icon, Globe Icon, People Icon: McGraw-Hill Global Education Holdings, LLC; World map vector: vectorlight/Shutterstock; World map background with globe: one AND only/Shutterstock



Chapter 10

MANAGING POLITICAL RISK, GOVERNMENT RELATIONS, AND ALLIANCES

OBJECTIVES OF THE CHAPTER

Firms go international to become more competitive and profitable. Unfortunately, many risks accompany internationalization. One of the biggest risks emerges from the political situation of the countries in which the MNC does business. Terrorism is also a worldwide concern that can create a large barrier to MNC entry or survival in a country. MNCs must be able to assess political risk and conduct skillful negotiations. An overview of the political environment in selected areas of the world was provided in [Chapter 2](#). This chapter specifically examines the impact of political risk on MNCs and their subsequent decisions in managing it. One major way is through effective evaluation and risk reduction. This process extends from risk identification and quantification to the formulation of appropriate responses, such as integration and protective and defensive techniques.

This chapter also describes the process for developing productive relationships with governments and for managing alliances with foreign

partners, many of which are influenced by home- and host-government relations. The specific objectives of this chapter are

1. **EXAMINE** how MNCs evaluate political risk.
2. **PRESENT** some common methods used for managing and reducing political risk.
3. **DISCUSS** strategies to mitigate political risk and develop productive relations with governments.
4. **DESCRIBE** challenges to and strategies for effectively managing alliances.

The World of International Management

Iran: Risks and Political Uncertainty

In the summer of 2015, investors from the United States and Europe had reason to be excited. Following years of damaging economic sanctions, the government of Iran officially reached an agreement with the United States, Russia, China, France, the United Kingdom, and Germany regarding its nuclear program. The deal, officially named the Joint Comprehensive Plan of Action (JCPOA), was designed to ensure that Iran's nuclear program focused only on the peaceful development of nuclear technology. The deal outlined a series of requirements that Iran would need to meet in order for sanctions to be lifted, including removing 25,000 pounds of enriched uranium, dismantling two-thirds of its centrifuges, and allowing inspectors access to its nuclear facilities. Upon successfully meeting these requirements in January 2016, the nuclear sanctions were lifted. Many businesspeople in the region

expressed hope that this historic deal would finally open the young, highly educated Iranian market to the Western world.¹

However, just three years later in May 2018, U.S. President Donald Trump announced that the U.S. would be withdrawing from the agreement. Companies were only given up to 6 months to complete their work in the country, at which time sanctions would be reimposed. European countries were left scrambling to hold the deal together.²

Political uncertainty has long been a part of doing business in Iran. For over 40 years, both external tensions with the U.S. and internal Iranian government actions have led to risky and frustrating situations for foreign companies that have invested in the country.

External Risks

Although it was the U.S. government that pulled out of the JCPOA, European companies have been the most impacted. Trade between the EU and Iran nearly tripled in the first two years following the deal, and French, German, and Italian companies have heavily invested in the country.³ Despite being headquartered in locations where

the JCPOA is still in effect, European companies that continue to conduct business in both the U.S and Iran could face severe financial and legal penalties from the U.S. government. European governments have limited power to protect their companies from these retaliatory measures. The EU issued a “blocking statute” to attempt to protect European companies from the actions of the U.S. government, and European governments have openly urged their companies to continue to conduct business in Iran under the original agreement. However, because so many European companies have

valuable investments in the U.S., most have opted to discontinue their Iranian operations.⁴

French oil and gas giant Total SA provides a good example. In 2017, the company was among the first to strike a contract with Iran when it signed a US\$5 billion agreement to develop the South Pars gas field. The 20-year agreement aimed to produce 2 billion cubic feet of natural gas every day, which is comparable to about 400,000 barrels of oil.⁵ However, as Total SA maintains over US\$10 billion of assets in the U.S. and uses U.S. financial institutions to transact deals, the company was subject to the renewed U.S. sanctions. Total SA appealed for a waiver from the U.S. government, which was denied. Citing the severe penalties that it could face from the U.S. government, Total SA terminated its deal with Iran in August 2018.⁶

Another French company, airplane manufacturer Airbus, was forced to put a US\$20 billion contract on hold. The removal of sanctions in 2016 gave Iranian airlines the opportunity to modernize their aging fleets, and, later that year, Iran Air ordered 100 commercial planes from Airbus. The deal was short-lived; because Airbus produces more than 10 percent of the airplane parts in the U.S., the company is subject to U.S. restrictions. When Airbus withdrew from the Iranian market, it had delivered only three planes, worth a total of US\$600 million.⁷

The full economic impact of the reinstated 2018 economic sanctions is difficult to measure. If previous sanctions are any indicator, the Iranian economy will struggle while foreign investors will lose out on a potentially lucrative market. Ongoing or worsening political disagreements between the U.S. and Iran would likely stall any progress for years to come.

Internal Risks

Externally imposed sanctions are not the only political risk when conducting business in Iran. Bureaucratic red tape, aimed at protecting domestic industries, also poses the potential to lead to major losses and frustration. It is estimated that the country has adopted more than 182,000 different regulations on businesses. Although the Iranian government is anxious to receive an inflow of foreign investment, it has outwardly reiterated that those who do business in Iran must share their technical knowledge and focus on hiring and training Iranian workers.^{8,9}

Iran's notorious human rights record amplifies the political risk and further complicates business dealings within the country. In order to conduct business in Iran, large corporations must forge a public relationship with the Iranian government; however, any perceived association with human rights violators could lead to drastic backlash by consumers in Europe and the Americas. Additionally, foreign companies must work to ensure that any products that they import into the country, such as chemicals or construction materials, are not used to violate human rights. For example, German electronics company Krempel found itself under fire in 2018 when electronic control boards that it had produced were photographed in the wreckage of Iranian-made chemical rockets. These rockets had been used in the Syrian chemical attacks that killed dozens of civilians.¹⁰

The legal system, which is set up in a manner that provides a great deal of discretion to government officials, further increases risk for companies that attempt to conduct business in Iran. Government corruption is widespread, and foreign companies have little protection under the law. Bribes, which are impermissible under anti-bribery laws

in the U.K., the U.S., and many other countries, are commonly expected by government officials. American energy company Halliburton and Norwegian oil company Statoil damaged their reputations at home and were required to pay large financial penalties after it was discovered that the companies had paid bribes to high-ranking Iranian officials. Foreign companies must carefully avoid participating in this corruption, even if it means increased bureaucratic difficulty.¹¹

International managers interested in expanding into Iran, or any emerging economy, must make a thorough assessment of its political risk and the costs and benefits of investing in the country. The World Bank is an excellent resource for assessing political risk. In the latest IFC/World Bank report “Doing Business 2019: Iran, Islamic Republic,” Iran is ranked 173 out of 185 in the categories of “Starting a Business” and “Protecting Minority Investors.” The report states that it takes 11 different procedures and at least 102 days to gather all of the permits required to start a business.¹²

Iran remains one of the most challenging countries in Page 356 which to do business. Red tape, ongoing sanctions, and overall lack of faith in governmental policies result in an especially difficult political environment. Foreign investors face all of these issues and more in their efforts to expand and operate in Iran. To many companies, these risks outweigh the potentially lucrative returns.

MNCs must be able to evaluate and manage political risks on a global scale and contemplate the potential of alliances and other long-term cooperative relationships to help mitigate risks. In this chapter, we explore strategies for evaluating political risks, managing government relations, and developing and managing alliances with private and public partners.

■ The Nature and Analysis of Political Risk

Both domestic and international political developments have a major impact on MNCs' strategic plans. MNCs face hazards that originate directly from variation and unpredictability in political and governance systems around the world. The state and its various institutions and agencies continue to pose a direct threat to MNCs through policy shifts in taxation or regulation, through outright or de facto expropriation, or by allowing the exploitation of assets by local firms. As government policies change, MNCs must be willing and able to adjust their strategies and practices to accommodate the new perspectives and actual requirements. Moreover, in a growing number of geographic regions and countries, governments appear to be less stable; therefore, these areas carry more risk than they did in the past. Applied to international management, **political risk** is the unanticipated likelihood that an MNC's foreign investment will be constrained by a host government's policies. With increased terrorist attacks across the Middle East, Europe, and North America, political risk assessment has become especially vital to MNCs. Today, almost all countries are interested in sustaining investment from MNCs.¹³ Yet political risks persist, especially in the emerging economies of the world, which continue to struggle with political and institutional instability. Examples of risk factors include freezing the movement of assets out of the host country, placing limits on the remittance of profits or capital, devaluing the currency, appropriating assets, and refusing to abide by the contractual terms of agreements previously signed with the MNC. As rapid globalization continues, MNCs must be aware of the political risk factors present in doing business abroad and develop strategies to respond to them. Policy and control mechanisms, along with awareness of the historical treatment of MNCs within certain nations, allow firms to evaluate the inherent risk of doing business there.

political risk

The unanticipated likelihood that a business's foreign investment will be constrained by a host government's policy.

The government of China, for example, was for years very anxious to see the country admitted to the World Trade Organization (WTO). Yet, even after its entry into the WTO, China made decisions that were in its own best short-run interests but created new political risks for MNCs doing business there. Even after it was admitted to the WTO, China undertook several actions regarding price controls, foreign exchange restrictions, and other measures that appeared to signal it was committed to maintaining control over the economy. One specific move was to “control the flow of convertible currency out of the country. Officially described as a crackdown on illegal transactions, the moves will effectively make it more difficult for both domestic and international companies to move money in and out of China.”^{14,15}

Some of the policies have since been relaxed; however, political risk still continues to be a major consideration for multinationals doing business there. As was brought out in [Chapter 3](#), industrial piracy continues to be a big problem, and the Chinese government has yet to take effective action against it. Chinese-produced projects accounted for 86 percent of all counterfeit goods introduced in the market in 2018, valued at US\$397 billion, costing businesses billions and resulting in thousands of job losses.¹⁶ One reason for the reluctance of the Chinese government to take action may well be that state-owned factories are some of the biggest counterfeiters. In recent years, the footwear industry has been among the hardest hit. In August 2018, the United States Homeland Security Department uncovered a ring of smugglers in New York City who imported over 300,000 counterfeit Nike Air Jordan shoes, valued at more than US\$70 million, from China. The five smugglers could face more than 20 years in prison.^{17,18} Sometimes, counterfeiters are so

efficient that the fake goods reach the market even before the actual product. Nike experienced this with its Air Max 360 when someone at the China office stole blueprints and began manufacturing.

Another common complaint is the way rules and regulations are interpreted in China. Google's attempted entry into China is an example (see [Brief Integrative Case 3.1](#) at the end of [Part Three](#)). The cyber attacks on Google, apparently linked to government concerns about Google's content and a desire to limit that content, as well as ongoing negotiations with the government as to what services and links would be available in China, have resulted in a difficult and ambiguous situation for the company. Noting that the Chinese government can “arbitrarily decide” the level of service Google Inc. can provide in China, the company's chief executive, Eric Schmidt, said, “‘We don't know’ if what seems to have been a relatively minor disruption of Google's search availability in China Thursday was evidence of that government power.”¹⁹

These types of actions by the Chinese government increase the political risk of doing business in China. On the other side of the coin, Chinese MNCs must also assess the political risk inherent in doing business in the United States. For years, American trade officials have claimed that China has taken for granted its relationship with the United States and warned that if markets in China were not opened for American goods, there would be reciprocal action against Chinese firms that are selling in the United States. Additionally, U.S. politicians have expressed frustration at China's unwillingness to revalue the yuan. This political risk became a reality for many Chinese MNCs in 2018 when the Trump administration instituted a series of tariffs aimed at solar panels, washing machines, steel, aluminum, and various other products. Chinese MNCs that depend on the U.S. market for a majority of their sales, such as sporting goods manufacturer Tuke and medical equipment supplier

Mindrey Medical, have seen sales plummet and have been forced to lay off employees.^{20,21,22}

Macro and Micro Analysis of Political Risk

Firms evaluate political risk in a number of ways. One is through [macro political risk analysis](#), which reviews major political decisions that are likely to affect all business conducted in the country. For example, China's decision regarding restrictions on foreign-exchange transactions represents a macro political risk because it affects all MNCs. Another approach is [micro political risk analysis](#), which is directed toward government policies and actions that influence selected sectors of the economy or specific foreign businesses. The U.S.'s government tariffs on steel and aluminum fall into the micro political risk category. The following two sections examine both of these areas requiring analysis—macro political risk and micro political risk—in more depth.

macro political risk analysis

Analysis that reviews major political decisions likely to affect all enterprises in the country.

micro political risk analysis

Analysis directed toward government policies and actions that influence selected sectors of the economy or specific foreign businesses in the country.

Macro Risk Issues and Examples In recent years, macro risk analysis has become of increasing concern to MNCs because of the growing number of countries that are finding their economies in trouble, as in Latin America, or, even worse, that are unable to make the transition to a market-driven economy. A good example of the latter is Russia, which has been tightening

controls on the flow of foreign currencies. This decision represents a change in direction from the free-market principles that Russia had been following in order to ensure that it continued to receive assistance from the International Monetary Fund.

India provides plenty of examples of macro political risks for MNCs. India's legal system is stymied by a labyrinth of laws and bureaucratic red tape. In 2019, the Indian courts had a backlog of over 33.5 million cases. Additionally, the country had only 19.5 judges per million citizens, far fewer than the 100 judges per million citizens in the U.S. Moreover, there is a 32 percent vacancy on the high court level and a 21 percent vacancy on the district court level.^{23,24} So, while the government touts the fact that Indian law offers strong protection to foreign firms against counterfeiters, an MNC finding that it must rely on the Indian judicial system to enforce its proprietary rights is likely to be sadly disappointed. As a result, many MNCs

Page 358

 accept this risk as a cost of doing business in India and formulate strategies for managing the problem. A good example is provided by the Timken Company of Canton, Ohio, which makes bearings and alloy steel. When Timken found that the Indian market was rampant with fake Timken products, the MNC's initial reaction was to sue the counterfeiters. However, after realizing how long this would take, the MNC opted for a different strategy. Management switched the packaging of its products from cardboard boxes to heat-sealed plastic with eight-color printing and a hologram that could not be forged. The result was that within months the counterfeit market began drying up. The approach was so successful that Timken utilized it when facing similar counterfeiting in China. Timken is not alone; there are many counterfeit operations in India because the slow-moving judicial system encourages noncompliance. In fact, some counterfeiters have found that by filing countersuits they can tie up a case in court for years.

Many other newly emerging economies, besides the big countries China, Russia, and India, also present macro political risks for MNCs. In Vietnam, the communist government earned a bad name among foreign investors because of all the pitfalls they had to face. Foreign investors were required to establish joint ventures with local partners, and getting things done proved to be extremely slow due to the numerous levels of bureaucracy to be dealt with.²⁵ In recent years, however, the Vietnamese government has been taking steps to liberalize the economy, add elements of capitalism, and attract foreign investment. In the World Bank's 2019 "Doing Business" rankings, Vietnam placed 69th out of 190 countries.²⁶ Although macro political risk remains high, investors are cautiously proceeding into the Vietnamese market.

An example of a macro consideration of political risk is an analysis of what would happen to a company's investment if opposition government leaders were to take control. In the 1970s, U.S. companies in Iran failed to forecast the fall of the shah and rise of Khomeini; as a result, they lost their investment. Because of this Iranian experience, the situation in Iraq under militant dictator Saddam Hussein and the subsequent instability after his removal, the terrorist attacks in Paris and New York by ethnic Middle Easterners, and the recent rise of ISIS in Syria and Iraq, many MNCs now are reluctant to invest very heavily in most Middle Eastern countries. As discussed in the chapter opening World of International Management, the government of Iran appears to be interested in attracting foreign investment, but there is still a great deal of concern that this region is too politically explosive.

Central, if not Eastern, Europe appears to be a better bet, as seen by the millions of dollars that MNCs have poured into transition postcommunist countries such as Hungary and Poland. This geographic region is also regarded as politically risky, however, given the ongoing tensions between Ukraine and Russia, the annexation of Crimea, the continuing problems in the

former Soviet republics, and the political instability in the entire region. As a result, many MNCs have been tempering their expansion plans in these still emerging economies. Recently, populist governments, somewhat hostile to capitalism and foreign investment, have emerged in a number of Latin American countries, including Bolivia and Ecuador. Political instability in Venezuela over the last two decades has been particularly difficult for international business. The Venezuelan government has effectively forced divestment by MNCs and exerted control over all elements of the economy. The 2019 political crisis further amplified risks for foreign investors in Venezuela, as hyperinflation, food shortages, and electrical blackouts severely damaged the socioeconomic health of the country.

Still another area of consideration for MNCs regarding macro political risks is government corruption, such as the prevalence of bribery and government rules and regulations that require the inclusion of certain locals in lucrative business deals. One of the most commonly cited reasons for the severe economic problems in Indonesia in recent years is the corrupt practices of the government. Because the family of former President Suharto was involved in virtually every big business deal that took place under his regime, many loans and major projects were approved by banks and government agencies simply because these family members were part of the process. When these loans and projects ran into trouble, more money was poured in to shore up things—and no one dared to challenge these unsound decisions. President Widodo, elected in 2014, campaigned on the promise of a clean break from previous corrupt practices, though many problems still remain.

Which are the most and the least corrupt nations in the world? Page 359
[Table 10-1](#) provides the results for 2018 of the Corruption Perceptions Index, which measures the perceived level of public-sector corruption, in which 180 countries/territories were ranked. The United States ended up in 22nd

position, illustrating that even the U.S. has work to do in improving its business environment.

Table 10-1
Selected Ranking of Corruption in 2018 Transparency
International Corruption Perceptions Index from Least to Most
Corrupt (note: some countries are “tied”)

Rank	Country/Territory
1	Denmark
2	New Zealand
3	Finland
3	Singapore
3	Switzerland
3	Sweden
7	Norway
8	Netherlands
9	Canada
11	Germany
11	United Kingdom
18	Japan
21	France
22	United States
27	Chile
34	Israel
36	Poland
45	Korea (South)
58	Saudi Arabia
61	Cuba
67	Greece
73	South Africa
78	India

Rank	Country/Territory
78	Turkey
87	China
89	Indonesia
99	Thailand
105	Brazil
105	Egypt
114	Niger
117	Vietnam
120	Ukraine
132	Bolivia
138	Iran
138	Mexico
138	Russia
144	Kenya
160	Zimbabwe
161	Cambodia
161	Haiti
165	Angola
168	Venezuela
168	Iraq
176	Yemen
178	Syria
180	Somalia

Source: The Full Data Set. *Transparency International*, 2018.
<https://www.transparency.org/cpi2018>.

Micro Risk Issues and Examples Micro risk issues often take such forms as industry regulation, taxes on specific types of business activity, and restrictive local laws. The essence of these micro risk issues is that some

MNCs are treated differently than others, thus increasing the cost of doing business for some.

The U.S. steel industry provides a good example. For decades, American steel makers have filed complaints against dozens of countries, charging that foreign steel producers dump their steel into the U.S. market at artificially low prices. American steel makers, citing job losses and an inability to compete with cheap steel, have repeatedly insisted that their government force foreign producers to raise their prices. In 2018, the Trump administration ultimately imposed a 25 percent tariff on steel imports. The tariffs impacted not only steel importers but also MNCs that manufacture products from steel, such as washing machines and cars. Such events underscore the uncertainty and volatility associated with micro political risks, even in the United States.²⁷

World Trade Organization (WTO) and European Union (EU) Page 360 regulations on American MNCs have created new sorts of micro political risk. For example, the WTO ruled that the United States' 1916 Anti-Dumping Act violates global trade regulations and cannot be used by American firms to fend off imports.²⁸ Meanwhile, on the European continent, in 2019 Swedish music streaming company Spotify filed a complaint with the European Commission accusing U.S.-based Apple of unfairly stifling competitor applications on its platform.²⁹ The EU examines all major mergers and acquisitions and has the authority to block them. For example, the EU refused to allow the cross-border merger between Siemens (German) and Alstom (France) in 2019, a prime example of the forces of globalization (the EU was able to stop the actions of powerful firms) as well as of the need for political risk analysis (Siemens and Alstom needed to better assess and manage the risk posed by the politicians and government bureaucrats in Brussels). Despite outrage from the French and German governments, there was not much that either country could do.³⁰

Other companies have faced difficulty from EU regulators as well. In 2017, Google was issued a US\$2.7 billion fine related to antitrust issues with the promotion of its shopping applications, and, in 2018, the company was ordered to pay an additional US\$5 billion fine due to claims that preloaded apps on its Android smartphone operating systems, including web browser Chrome, unfairly excluded competitors. These two fines, the largest ever issued by the European Commission, underscore how practices in one market, such as in the U.S., can be acceptable but the same actions in another jurisdiction can be seen as illegal.³¹ Smartphone chip maker Qualcomm faced a similar issue in 2018 when EU regulators determined that the company illegally made payments to Apple to ensure that its products were included in the iPhone. The European Commission slapped a \$1.2 billion fine on the company, claiming that competitor Intel was unfairly excluded from the market.³² These regulatory actions are good examples of the types of micro risk issues that MNCs face from industry regulation.

In some instances, it is not clear whether macro or micro political risk is at work. Facebook announced in 2019 that in response to privacy concerns, it was working to encrypt its messaging system. The company is planning to develop the encrypted messaging system in a way that prevents any third party, including law enforcement, governments, and even Facebook itself, from accessing private messages. Additionally, Facebook has stated that it will not store data in countries that have a poor record on freedom of expression and privacy. Because proprietary encryption technology makes it hard for governments to intercept messages, which some claim are necessary to protect national security, Facebook may face expulsion from some countries. Founder Mark Zuckerberg has acknowledged this as well, stating that the risk of being banned by certain governments is “a tradeoff we're willing to make.”³³ In this example, a company may be targeted because of its unique product features and their implications for government security.

Terrorism and Its Overseas Expansion

Terrorism is the use of force or violence against others to promote political or social views. The ultimate goal of the violence is for government and citizens to change policies and ultimately yield to the beliefs of the terrorist group.³⁴ Terrorism has existed for centuries, but it has become more of a concern everywhere over the last two decades, especially so in the United States and Europe in light of the New Zealand, Paris, Madrid, London, and New York attacks.

terrorism

The use of force or violence against others to promote political or social views.

Three types of terrorism exist: classic, amateur, and religiously motivated.³⁵ *Classic terrorism* entails a specific, well-defined objective pursued by well-trained, professional, underground members. *Amateur terrorism* tends to occur once and often has poorly defined objectives, and therefore members are not as committed. *Religiously motivated terrorism* is carried out by individuals holding very strong core beliefs, regardless of how well defined their objectives are. Religiously motivated terrorism tends to be more chaotic and scattered because the individuals involved are extremely passionate about the cause, despite the lack of unified goals.

MNCs need to be wary of the combative political environment Page 361 that may exist when they seek to engage in overseas expansion in certain geographic areas. For example, the Al Qaeda group has attacked in Yemen, Pakistan, Kuwait, Tunisia, and Kenya, to name a few. Palestinian suicide bombers have blown up buses in Israel. Australian tourists were killed in a massive attack in Bali, and a restaurant in the Philippines was the target of similar assaults. The U.S.'s invasions of Afghanistan and Iraq have harmed

political relations with countries that did not agree with those actions.³⁶ Violent conflicts in Africa are ongoing and endemic. There have been bombings in the U.K., and France has been affected by multiple attacks. In March 2019, 50 worshipers were killed at a mosque in Christchurch, New Zealand, by a lone anti-Islamic terrorist, and, in November 2018, 118 people were killed in Nigeria when Boko Haram terrorists (linked to ISIS) attacked a military base.^{37,38} The list is long and likely to get longer.

It is clear that terrorism within a country can have a significant impact on the MNC in the macro sense. If a country has a high incidence of terrorist attacks against commercial businesses specifically, companies will need to be even more wary about setting up operations. Typically, terrorists target business areas, businesses that have high status, and those that have great influence on initiating change. While terrorists use an extensive array of attack methods, they tend to avoid institutions with high security; most attacks on private businesses are driven either driven by amateur terrorists or by those who are religiously motivated.³⁹ There is no way to guarantee that companies can fully avoid harm, but political risk analysis and preparation may forestall it. MNCs must thoroughly evaluate the political environment, install modern security systems, compile a crisis handbook, and prepare employees for situations that may arise.

Analyzing the Expropriation Risk

Expropriation is the seizure of businesses with little, if any, compensation to the owners. Such seizures of foreign enterprises by developing countries were quite common in the 1960s–1990s. In addition, some takeovers were caused by **indigenization laws**, which required that nationals hold a majority interest in the operation. Generally, expropriation is more likely to occur in non-

Western countries that are poor, relatively unstable, and suspicious of foreign multinationals.

expropriation

The seizure of businesses by a host country with little, if any, compensation to the owners.

indigenization laws

Laws that require nationals to hold a majority interest in an operation.

Some firms are more vulnerable than others to expropriations. Often, those at greatest risk are in extractive, agricultural, or infrastructural industries such as utilities and transportation because of their importance to the country. In addition, large firms often are more likely targets than small firms because more is to be gained by expropriating large firms.

MNCs can take a wide variety of strategies to minimize their chances of expropriation. They can bring in local partners. They can limit the use of high technology, so that if the firm is expropriated, the country cannot duplicate the technology. They also can acquire an affiliate that depends on the parent company for key areas of the operation, such as financing, research, and technology transfer, so that no practical value exists in seizing the affiliate.

■ Managing Political Risk and Government Relations

For many decades, businesses have been looking for ways to manage their political risk. Quite often, the process begins with a detailed analysis of the various risks with which the MNC will be confronted, including the development of a comprehensive framework that identifies the various risks and then assigns a quantitative risk or rating factor to them.

Developing a Comprehensive Framework or Quantitative Analysis

A comprehensive framework for managing political risk should consider all political risks and identify those that are most important. Schmidt has offered a three-dimensional framework that combines political risks, general investments, and special investments.⁴⁰ [Figure 10-1](#) illustrates this framework, and the following sections examine each dimension in detail.

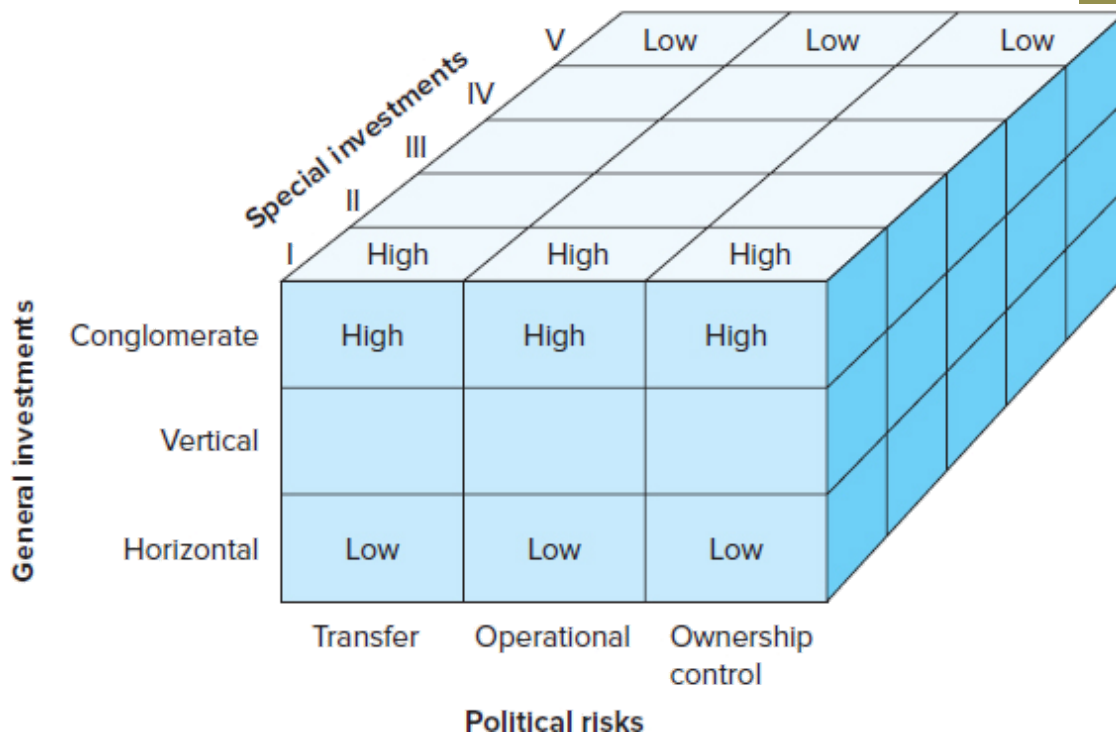


Figure 10-1

A Three-Dimensional Framework for Assessing Political Risk

Source: Schmidt, David A. "Analyzing Political Risk." *Business Horizons* 29, no. 4 (1986): 43–50.

Political Risks Political risks can be broken down into three basic categories: transfer risks, operational risks, and ownership-control risks. [Transfer risks](#) stem from government policies that limit the transfer of capital, payments, production, people, and technology into or out of the

country. Examples include tariffs on exports and imports as well as restrictions on exports, dividend remittance, and capital repatriation. **Operational risks** result from government policies and procedures that directly constrain the management and performance of local operations. Examples include price controls, financing restrictions, export commitments, taxes, and local sourcing requirements. **Ownership-control risks** are embodied in government policies or actions that inhibit ownership or control of local operations. Examples include foreign-ownership limitations, pressure for local participation, confiscation, expropriation, and abrogation of proprietary rights. For example, the Russian government-owned gas giant Gazprom canceled an agreement with the Italian oil field contractor Saipem that would have allowed Saipem to construct a pipeline under the Black Sea. Although no definitive explanation for the cancellation was made public, the Russian company cited “convenience” as the reason for the decision. As a result, the US\$2.6 billion project came to a grinding halt.⁴¹ Abrogation of the agreement is an example of ownership-control risks.

transfer risks

Government policies that limit the transfer of capital, payments, production, people, and technology in and out of the country.

operational risks

Government policies and procedures that directly constrain management and performance of local operations.

ownership-control risks

Government policies or actions that inhibit ownership or control of local operations.

For some other examples of political risks that must be managed, see the International Management in Action box “Huawei: Technology, Privacy, and

Politics,” as well as the International Management in Action box “Uber's Global Expansion and Political Strategy” below and in the Part 4 end-of-part case on Uber's competition with Didi in China.

General Nature of Investment The general nature of investment examines whether the company is making a conglomerate, vertical, or horizontal investment (see [Figure 10-1](#)). In a [conglomerate investment](#), the goods or services produced are not similar to those produced at home. These types of investments usually are rated as high risk because foreign governments see them as providing fewer benefits to the country and greater benefits to the MNC than other investments. [Vertical investments](#) include the production of raw materials or intermediate goods that are to be processed into final products. These investments run the risk of being taken over by the government because they are export oriented, and governments like a business that helps them generate foreign capital. [Horizontal investments](#) involve the production of goods or services that are the same as those produced at home. These investments typically are made with an eye toward satisfying the host country's market demands. As a result, they are not very likely to be takeover targets.

conglomerate investment

A type of high-risk investment in which goods or services produced are not similar to those produced at home.

vertical investment

The production of raw materials or intermediate goods that are to be processed into final products.

horizontal investment

An MNC investment in foreign operations to produce the same goods or services as those produced at home.

International Management in Action

Huawei: Technology, Privacy, and Politics

In order to successfully operate their various agencies, communicate with diplomats, and organize their military forces, governments around the world depend on wireless devices and software developed by companies in foreign countries. Although foreign companies might be able to provide more advanced and affordable technology than their home country's companies can develop, the government's ability to ensure data privacy becomes more challenging. This is especially true of technology that is developed in countries like China, where the government exercises great influence over the products that companies research, design, and produce.

The recent controversy surrounding Chinese telecom giant Huawei provides a good example of the possible risks that governments must weigh when using foreign technology. The U.S. government maintains that the Chinese government could compel Huawei, which sells more smartphones than Apple and maintains operations in over 170 countries, to intercept communications through back doors installed on its devices, thereby allowing the Chinese government to spy on foreign government and individual communication around the globe. Although definitive evidence of this collaboration has not

been publicly released by the United States, leaks from the U.S. Central Intelligence Agency suggest that Huawei is partially funded by the Chinese government. Past actions by both Huawei and the Chinese government further suggest that the risk of data theft is real. Huawei has previously been accused of stealing intellectual property and source code from Cisco Systems and intercepting internal correspondence from Canadian telecom giant Nortel. In addition, the Chinese government has been actively deploying a 5G wireless infrastructure and towers across the globe—an investment that many believe is actually an effort to enable easier interception of encrypted communications.

As a result of the allegations, Huawei found itself blacklisted by the United States and Australian governments in 2018. Other countries, including Japan and Germany, instituted heightened security measures designed to discourage the use of Huawei by private mobile carriers.

Tensions have continued to escalate between the U.S. and Chinese governments over the Huawei controversy. In December 2018, Huawei CFO Meng Wanzhou was arrested and detained in Vancouver, Canada, at the request of the U.S. government. The initial charges related to the defrauding of U.S.-based banks and violations of the Iranian sanctions; however, on January 28, 2019, Wanzhou and Huawei were officially indicted with over a dozen charges, including obstruction of justice, wire fraud, and intellectual property theft. In an act of retaliation, the Chinese government reinstated the death penalty in January 2019 for a Canadian who was convicted of drug charges. After the U.S. added

Huawei to the U.S. Commerce Department's the Export Administration Regulations list in May 2019 (thereby making a special license from the U.S. government required before engaging in any business with Huawei), Chinese officials arrested a pair of Canadians over allegations of espionage.

Whether or not Huawei will be able to adequately address its security concerns remains to be seen. American tech companies that create smartphone applications and operating systems, like Google, stand to lose a great deal of market share while their products are restricted from use by Huawei. Ultimately, Huawei's future in the United States and Europe may depend on a resolution to the larger trade dispute facing China and the United States.

Sources: Cecco, Leyland. "Canadians Detained in China Accused of Espionage." *The Guardian*, May 16, 2019,

<https://www.theguardian.com/world/2019/may/16/canadians-detained-in-china-charged-with-espionage>; Keane, Sean. "Huawei Ban: Full Timeline on How and Why Its Phones Are under Fire." CNet, May 27, 2019,

<https://www.cnet.com/news/huawei-ban-full-timeline-on-how-why-its-phones-banned-security>; Sanger, David E. "Trump Wants to Wall Off Huawei, but the Digital World Bridles at Barriers." *New York Times*, May 27, 2019, .

Special Nature of Investment The special nature of foreign direct investment (FDI) relates to the sector of economic activity, technological sophistication, and pattern of ownership. There are three sectors of economic activity: (1) the primary sector, which consists of agriculture, forestry, and mineral exploration and extraction; (2) the industrial sector, consisting of

manufacturing operations; and (3) the service sector, which includes transportation, finance, insurance, and related industries. Levels of technological sophistication characterize science-based industry and non-science-based industry. The difference between them is that science-based industry requires the continuous introduction of new products or processes. Patterns of ownership relate to whether businesses are wholly or partially owned.

International Management in Action

Uber's Global Expansion and Political Strategy

Over the course of just a decade, Uber, the taxicab alternative founded in San Francisco in 2009, has disrupted the traditional “vehicle for hire” transportation model on a worldwide scale. While a typical taxicab company may purchase a fleet of cars and hire drivers for those cars, Uber functions as a facilitator for a user-generated ride-sharing network. Both riders and drivers, using their own personal vehicles, connect through the company's phone application. Using this technology, drivers and riders are able to connect within seconds, resulting in an increased number of fare-paying rides that a driver is able to complete and a decreased wait time for riders when compared to hailing a traditional taxicab. Uber offers numerous additional advantages to riders and drivers over traditional taxicab service, including more efficient service,

competitive pricing, increased access to the market for those who would like to be drivers, and easier payment for services. Uber has expanded exponentially in the last few years. As of 2019, Uber was operating in 68 countries worldwide.

Taxicab companies, often wielding great political influence, have attempted to halt Uber's disruptive expansion. Knowing that Uber relies heavily on deregulation in the marketplace to function effectively, traditional taxicab companies have lobbied for extensive regulations and licenses for all ride-sharing programs. However, as Uber is an Internet-based service with little in-country infrastructure, most countries have faced unprecedented difficulty when attempting to impose restrictions.

Many cities and countries have unsuccessfully attempted to completely eliminate Uber service. In 2018, Turkish President Tayyip Erdogan declared that Uber was “finished” and attempted to tighten restrictions on ride-sharing services. Uber drivers were fined, and their cars were impounded. Turkish cab drivers launched a lawsuit against Uber, demanding that the app be banned. However, public opinion remained in favor of Uber. In Istanbul, many prefer to take an Uber because of the better service and cleaner vehicles, even if the ride costs more than a traditional taxi. Despite the government restrictions and taxi driver lawsuits, the company continues to operate in the country.

In 2014 and 2015, French courts fined Uber multiple times for operating illegal, unlicensed services, and more than 100 Uber drivers were ticketed. Despite these threats, Uber continued to operate its services and, with increasing ridership

and available drivers, French authorities have stopped actively pursuing legal actions against drivers. Similarly, in 2015 Uber's services were deemed illegal by the Brazilian court system, and phone service providers were ordered to block the downloading of the app. However, within just a few weeks, the court reversed course and eliminated the policy of restricting the use of the app.

Uber's political strategy in Turkey, France, and Brazil, like elsewhere, has been to continue to defy any regulation imposed or threatened in the short term, knowing that consumer demand will ultimately force governments to permit their service. To build enough consumer support and awareness to effectively implement this strategy, the company has intentionally spent hundreds of millions of U.S. dollars to advertise its services across the global audience. Uber is uniquely positioned to utilize this type of political strategy; while other companies must maintain hard assets in the countries in which they operate, Uber relies on locals, who own their own cars, to keep the business moving. While a government can somewhat easily shutter a retail store or seize assets, Internet-based facilitation apps are nearly impossible to ban in free economies. Despite Uber's remaining technically illegal in many countries in which it operates, consumer demand for Uber has resulted in minimal enforcement and punishments. This strategy, though effective, has not been cheap. In 2018 alone, Uber lost over US\$1.8 billion in its international operations.

A great deal of political risk remains for Uber as it continues to push into new markets. In India, Uber has faced

backlash and a temporary ban after several incidents involving rider safety, including violent crime. China, with a highly urbanized middle class, held more potential for the company than perhaps any other market. However, as companies like Google have experienced firsthand, the Chinese government holds more political power over the Internet than perhaps any other nation. After struggling to gain market share, Uber ultimately sold its Chinese operations to domestic ride-sharing service Didi.

As a company dedicated to the development of disruptive solutions to market demands, Uber will likely face continued political pressures as it develops new technology in the future. For example, Uber's street testing of driverless vehicles in Pittsburgh, Pennsylvania, was temporarily suspended for nine months in 2018 following a crash. Additionally, Uber's driverless testing has resulted in regulatory discussions in various cities and states across the United States. Going forward, however, the company should find confidence in the success of its past strategies for global growth; Uber has proven that consumer buy-in is perhaps the most powerful tool when facing political risk and difficulties, regardless of region or country.

Sources: Abboud, Leila, and Jeremy Wagstaff. "Legal Troubles, Market Realities Threaten Uber's Global Push." *Reuters*, October 5, 2015, <https://www.reuters.com/article/us-uber-global-insight-idUSKCN0RZ0A220151005>; Hawkins, Andrew J. "Uber's Self-Driving Cars Return to Public Roads for the First Time Since Fatal Crash." *The Verge*, December 20, 2018, <https://www.theverge.com/2018/12/20/18148946/uber-self-driving-car-return-public-road-pittsburgh-crash>; O'Brien, Sara Ashley. "Uber Says It Lost \$1.8 Billion in 2018." *CNN*, February 15, 2019, <https://www.cnn.com/2019/02/15/tech/uber-2018-financial->

[report/index.html](#); Sugden, Joanna, Aditi Malhotra, and Douglas MacMillan. "Uber under Attack around the Globe." *Wall Street Journal*, December 9, 2014, <https://www.wsj.com/articles/india-advises-all-states-to-ban-uber-and-other-car-ailing-services-1418119647>; "Uber's 'Business Is Finished' in Turkey, Erdogan Says," *Reuters*, June 2, 2018, <https://www.reuters.com/article/us-turkey-uber/ubers-business-is-finished-in-turkey-erdogan-says-idUSKCN1Y0FI>.

The special nature of FDI can be categorized as one of five ^{Page 365} types (see [Figure 10-1](#)). Type I is the highest-risk venture; type V is the lowest-risk venture. This risk factor is assigned based on sector, technology, and ownership. Primary sector industries usually have the highest risk factor, service sector industries have the next highest, and industrial sector industries have the lowest. Firms with technology that is not available to the government, should the firm be taken over, have lower risk than those with technology that is easily acquired. Wholly owned subsidiaries have higher risk than partially owned subsidiaries.

Using a framework similar to that provided in [Figure 10-1](#) helps MNCs understand and manage their political risks. A way to complement this framework approach is to give specific risk ratings to various criteria and make a final compilation.

Quantifying the Variables in Managing Political Risk Some MNCs attempt to manage political risk through a quantification process in which a range of variables are simultaneously analyzed to derive an overall rating of the degree of political risk in a given jurisdiction. This would allow an MNC, for example, to compare how risky a particular venture would be in Russia and in Argentina.

Factors that are typically quantified reflect the political and economic environment, domestic economic conditions, and external economic conditions. Each factor is given a minimum or maximum score, and the scores are tallied to provide an overall evaluation of the risk. [Table 10-2](#) provides an example of a quantitative list of political risk criteria.

Table 10-2
Criteria for Quantifying Political Risk

Major Area	Criteria	Scores	
		Minimum	Maximum
Political and economic environment	1. Stability of the political system	3	14
	2. Imminent internal conflicts	0	14
	3. Threats to stability emanating from the outside world	0	12
	4. Degree of control of the economic system	5	9
	5. Reliability of the country as a trading partner	4	12
	6. Constitutional guarantees	2	12
	7. Effectiveness of public administration	3	12
	8. Labor relations and social peace	3	15
Domestic economic conditions	9. Size of population	4	8
	10. Per capita income	2	10
	11. Economic growth during previous 5 years	2	7
	12. Prospective growth during next 3 years	3	10
	13. Inflation during previous 2 years	2	10
	14. Accessibility of domestic capital market to foreigners	3	7
	15. Availability of high-quality local labor	2	8
	16. Possibility of giving employment to foreign nationals	2	8
	17. Availability of energy resources	2	14
	18. Legal requirements concerning environmental protection	4	8
	19. Traffic system and communication	2	14
	External economic relations	20. Restrictions imposed on imports	2
21. Restrictions imposed on exports		2	10
22. Restrictions imposed on foreign investments in the country		3	9
23. Freedom to set up or engage in partnerships		3	9
24. Legal protection for brands and products		3	9
25. Restrictions imposed on monetary transfers		2	8
26. Revaluations against the home market currency during previous 5 years		2	7
27. Development of the balance of payments		2	9
28. Drain on foreign funds through oil and other energy imports		3	14
29. International financial standing		3	8
30. Restrictions imposed on the exchange of local money into foreign currencies		2	8

Source: Dichtl, Erwin, and Hans-Georg Koglmayr. "Country Risk Ratings." *Management International Review* 26, no. 4 (1986): 4-11.

Techniques for Responding to Political Risk

Once political risk has been analyzed by a framework, quantitative analysis, or both, the MNC then will attempt to manage the risk further through a carefully developed response. The MNC can also proactively improve its relationship with governments by means of preemptive political strategies to mitigate risk before it appears. Three related strategies should be considered: (1) relative bargaining power analysis; (2) integrative, protective, and defensive techniques; and (3) proactive political strategies.

Relative Bargaining Power Analysis The theory behind relative bargaining power is quite simple. The MNC works to maintain a bargaining power position stronger than that of the host country. A good example arises when the MNC has proprietary technology that will be unavailable to the host country if the operation is expropriated or the firm is forced to abide by government decisions that are unacceptable to it. Over time, of course, this technology may become common, and the firm will lose its bargaining power. To prevent this from happening, the firm will work to develop new technology that again establishes the balance of power in its favor. As long as the host country stands to lose more than it will gain by taking action against the company, the firm has successfully minimized its political risk by establishing an effective bargaining position. [Figure 10-2](#) provides an example. As long as the MNC's bargaining power remains at or above the diagonal line, the government will not intervene. At point E in the figure, this power declines, and the host country will begin to intervene.⁴²

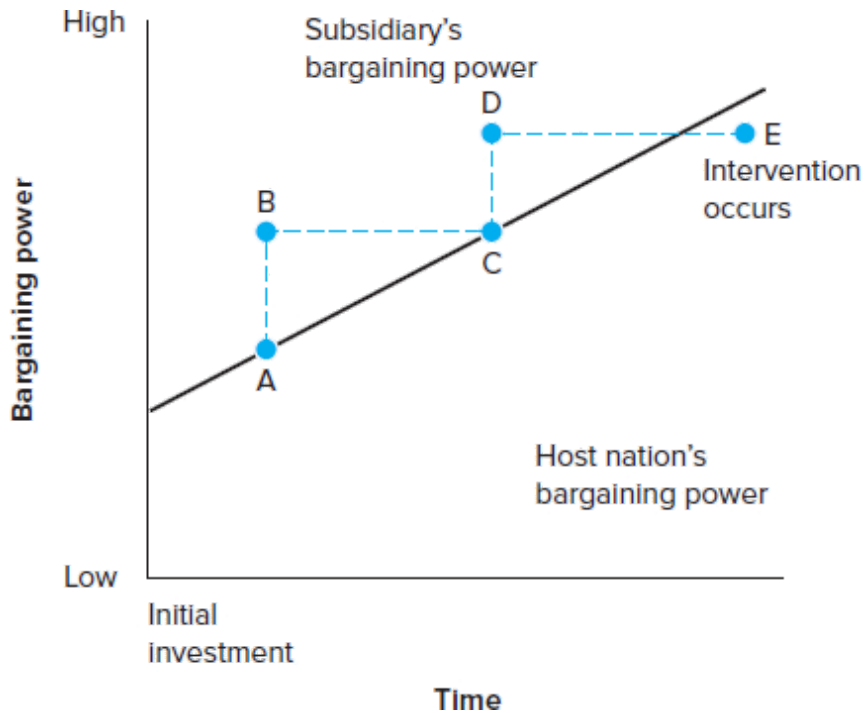


Figure 10-2

Relative Bargaining Power over Time

Source: Pointer, Thomas A. "Political Risk: Managing Government Intervention." In *International Management: Text and Cases*, edited by Paul W. Beamish, J. Peter Killing, Donald J. LeCraw, and Harold Crookell. Homewood, IL: Irwin, 1991: 125.

Gaining bargaining power depends on many factors, such as the host country's perception of the MNC's size, experience, and legitimacy. Furthermore, the ability to bargain and achieve security does not necessarily mean that the MNC must be aggressive or engage in a "power play." Enticing the host country with products or services that could benefit it in the short run can result in retaliatory actions if the MNC is not able to innovate or the host country grows weary of a lack of power.

Integrative, Protective, and Defensive Techniques Another way that MNCs attempt to protect themselves from expropriation or to minimize government interference in their operations is to use integration and the implementation of protective and defensive techniques. [Integrative](#)

techniques are designed to help the overseas operation become part of the host country's infrastructure. The objective is to be perceived as “less foreign” and thus unlikely to be the target of government action. Some of the most integrative techniques include (1) developing good relations with the host government and other local political groups; (2) producing as much of the product locally as possible with the use of in-country suppliers and subcontractors, thus making it a “domestic” product; (3) creating joint ventures and hiring local people to manage and run the operation; (4) doing as much local research and development as possible; and (5) developing effective labor-management relations.

integrative techniques

Techniques that help an overseas operation become a part of the host country's infrastructure.

At the same time, MNCs should be cognizant of how integrated ^{Page 366} they become in foreign markets. It is recommended that managers ^{Page 367} seek to maintain close ties between the subsidiary and the parent company, and not fully integrate into the host country. There is no guarantee that host countries will completely treat the MNC as a domestic company, making true competition difficult. Therefore, other, more distant techniques may be beneficial.

Protective and defensive techniques are designed to discourage the host government from interfering in operations, mainly by avoiding complex ties to the host country's economy. In contrast to the integrative techniques, these actually encourage nonintegration of the enterprise in the local environment. Examples include (1) doing as little local manufacturing as possible and conducting all research and development outside the country, (2) limiting the responsibility of local personnel and hiring only those who are vital to the operation, (3) raising capital from local banks and the host

government as well as outside sources, and (4) diversifying production of the product among a number of countries.

protective and defensive techniques

Techniques that discourage the host government from interfering in operations.

Companies are more likely to use a protective-defensive strategy or a balance over completely integrating into another country, as illustrated in [Figure 10-3](#). Organizations with an emphasis on innovative technology, such as Microsoft, prefer a protective technique as a way to safeguard against actions such as counterfeiting. MNCs that have products that are labor-intensive and have a high value to weight ratio also prefer protective methods, though there exists some integration. Here, strong global marketing systems are needed to sell the product, which is why integration occurs on some level despite the more cost-efficient method of either manufacturing in the home country or simply outsourcing construction to lower-wage regions.

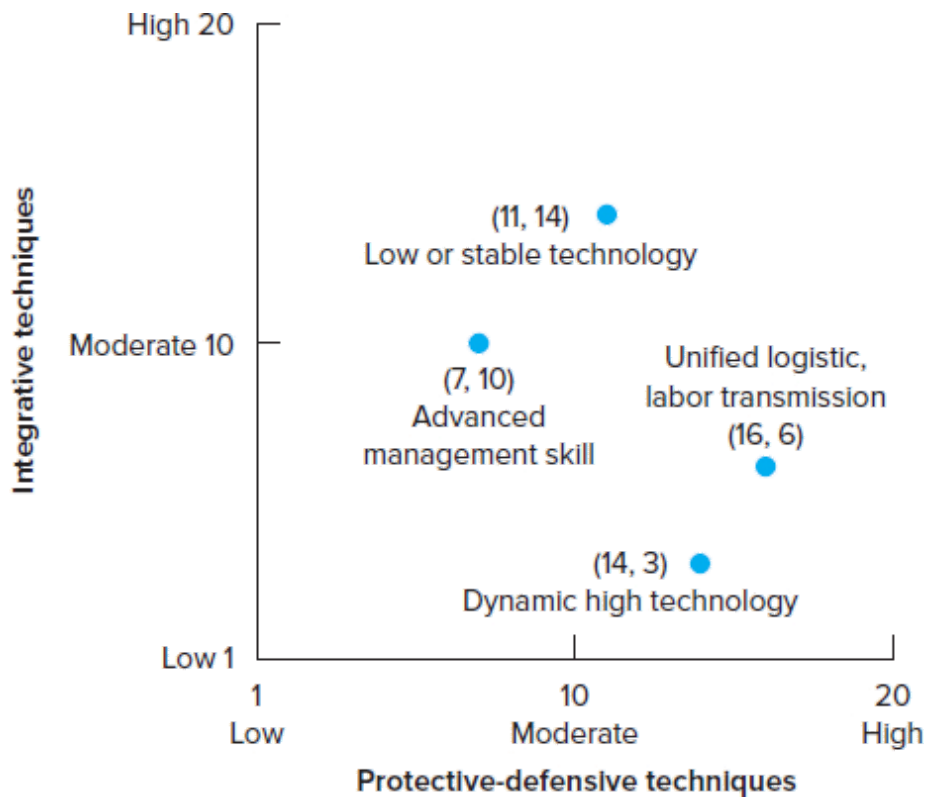


Figure 10-3

Use of Integrative and Protective-Defensive Techniques by Firms in Select Industries

Gregory, Ann. "Firm Characteristics and Political Risk Reduction in Overseas Ventures." *Academy of Management Proceeding*, no. 1, 1982.

Developing countries do not hold advanced management skills in as high regard as do developed countries. For this reason, when selling products such as food, which requires advanced marketing and management skills, it is best to use a mixed strategy (see [Figure 10-3](#)). That is, integration is necessary in order to effectively manufacture the product to local tastes and advertise, and there is little need for the company to distance operations from the host country in a manner tailored to local preferences. Finally, industries that utilize little technology, such as steel manufacturing, exhibit the strongest integrative technique while still employing a defensive strategy. These companies require integration to ensure long-term production for projects but may not desire to become completely enveloped in the host country's economy

due to possibilities such as the host government's suddenly requiring a greater share of profits generated by the MNC.

Proactive Political Strategies As mentioned at the beginning of the chapter, despite the general trend of developing countries seeking MNC investment, many developing-country governments continue to engage in practices that effectively overturn or renege on past deals.⁴³ For example, in the wake of the Arab Spring in which many Arab countries overthrew longstanding governments, leaders of a number of countries in which autocratic or dictatorial governments controlled negotiations with foreign investors were toppled. The ousting of leaders in Tunisia, Egypt, and Libya led to a backlash against incumbent foreign investors and forced many project leaders to withdraw or renegotiate the terms of their investments.

In Egypt, President Mubarak's 30-year dictatorship left foreign investors, whose reputations were closely associated with his legacy, facing a challenging environment for preserving the economic viability of their presence. For example, Mexican multinational company Cemex SAB was stripped of its more than 20-year ownership of Egypt's Assiut Cement Company, with Egyptian courts ruling that Mubarak did not have the right to privatize the formerly public company. After the government annexed control of a fruit and vegetable company owned by the Saudis, investors sued in international court for US\$250 million.⁴⁴ Even land ownership has been challenged; Dubai-based Damac Properties Company filed complaints after 30 million square meters that it had purchased nearly a decade prior was taken by the new government. In total, more than US\$10 billion worth of land has been seized, affecting 54 million square meters and multiple land owners.⁴⁵ The increased uncertainty has negatively affected Egypt's ability to attract FDI, as investors have fled the country for less risky investments in countries with more stable governments.⁴⁶

Often, the challenges and complexity associated with government's tendency to seek to renegotiate investment rules and contracts are worsened by the participation of both national and subcentral governments in the project. In India, Brazil, and increasingly China, states and provinces wield significant power, and this has been a particular problem in the development and financing of power, water, and transport projects. The Linha Amarela project in Rio de Janeiro, an urban expressway that begins in the residential area of Rio and provides a direct link to the downtown area, was initially bid with an official traffic estimate of around 55,000 cars per day in 1993–1994. However, when construction was complete and the road opened for business in 1998, traffic exceeded that amount, reaching 80,000 vehicles per day in early 2001. When the new mayor of Rio, Cesar Maia, took office on January 1, 2001, he issued a number of decrees overturning policies of his predecessor. One of these decrees unilaterally dropped the toll by 20 percent, squeezing the foreign owner of the concession.

In addition to the approaches mentioned previously, how else can MNCs respond to such unpredictable government decisions? Because government policies can have a significant impact on business activities and many governments face competing pressures from a range of stakeholders, corporations must adopt various [proactive political strategies](#) both to affect government policy and to respond to competitors' efforts to influence that policy. Comprehensive strategies are especially important in unstable and transitional policy environments.⁴⁷ These strategies are designed, in part, to develop and maintain ongoing favorable relationships with government policy makers as a tool to mitigate risk before it becomes unmanageable. Broadly, strategies may include leveraging bilateral, regional, and international trade and investment agreements; drawing on bilateral and multilateral financial support; and using project finance structures to separate project exposure from overall firm risk. They also can include entering markets early in the

privatization-liberalization cycle (the first-mover strategy discussed in [Chapter 8](#)), establishing a local presence and partnering with local firms, and pursuing preemptive stakeholder management strategies to secure relationships with all relevant actors.⁴⁸

proactive political strategies

Lobbying, campaign financing, advocacy, and other political interventions designed to shape and influence the political decisions prior to their impact on the firm.

International Management in Action

Managing When in Crisis: AirAsia

In late 2014, low-cost carrier AirAsia suffered its first major tragedy: Flight 8501, en route from Indonesia to Singapore, crashed into the Java Sea. All 162 passengers and crew on board were killed. Passenger airplane crashes are major international news stories, and, for a growing company from an emerging market, maintaining a strong safety record with future potential customers in places like Europe and the U.S. is critical. For many outside Asia, this tragedy would be the first time they had even heard of AirAsia. In an attempt to mitigate a long-lasting public relations nightmare, AirAsia took a simple yet effective approach to its crisis management strategy: provide as much open communication as possible in the days and weeks after the crash.

Social media accounted for a large part of this strategy. AirAsia CEO Tony Fernandes used his Twitter account to share the latest information available on the crash, express condolences, rally his employees, and update the media on the recovery efforts. Additionally, the company was able to correct media reports and rumors before they damaged the company's reputation even further. For example, a few days after the crash, AirAsia faced additional scrutiny when it was revealed that the company did not have the required permits to make that flight routing on that day. Though the lack of required permits did not contribute to the crash, the revelation called into question the authenticity of the information that the company was disseminating. Fernandes immediately took to Twitter to confirm AirAsia's mistake. By openly owning the failures that his airline had made, Fernandes was able to keep consumer trust levels from sinking further.

This approach of instant, open communication in the wake of a tragedy is uncommon in the airline industry. When a Malaysia Airlines flight disappeared just a year earlier, the company made no public comments or remarks, instead staying completely silent until it could accurately confirm information it was receiving. The company paid heavily for its poorly received response; later that year, the company was restructured and renationalized due to huge losses. In the days and weeks after the Flight 8501 crisis, however, AirAsia was able to avoid much of the pain that its rivals had faced after similar tragedies. AirAsia's stock price held steady, indicating the long-term trust that its investors still had in the company. In the year after the crash, passenger numbers

increased by 11 percent and profitability returned to the company for the first time in two years.

Though difficult to plan for, crises in the airline industry are an inevitable part of the business, and mishandling the reaction to a tragedy can result in major financial losses. With AirAsia's successful crisis management strategy of open and honest communication as an example, other airline companies can begin to plan a framework of how they will shape their response to an unpredictable tragedy.

Source: Einhorn, Bruce. "AirAsia CEO Turns to Twitter for Crisis Management." Bloomberg, January 5, 2015, <http://www.bloomberg.com/news/articles/2015-01-05/airasia-ceo-tony-fernandes-manages-crisis-with-social-media>.

More specific proactive political strategies include formal lobbying, campaign financing, seeking advocacy through the embassy and consulates of the home country, and more formal public relations and public affairs activities such as grassroots campaigning and advertising.⁴⁹ Strategies must vary based on the particular political system (parliamentary vs. nonparliamentary), the distribution of power (highly centralized vs. decentralized), and other variations in political systems.⁵⁰ However, MNCs have the option of purchasing political risk insurance, which can be used across cultures and systems and protect the company from inherent uncertainty. This option has been available for decades, but many have not utilized it because risk assessment is so subjective and unpredictable that most companies choose to forgo coverage.⁵¹ MNCs that are concerned with

currency convertibility issues, political unrest, or exporting matters may want to take a closer look. Insurance terms range from 3 to 15 years or more and can cover up to US\$80 million per risk.⁵² As an MNC increases exporting or overseas operations, the benefits of coverage may outweigh the cost of the insurance.

Developing and maintaining ongoing relationships with political actors, including officials in power and in opposition parties, and with the range of stakeholders, including nongovernmental organizations (NGOs) and others, can help buffer host-government actions that may constrain or undermine MNC strategies and plans.⁵³ In the previous examples, had investors made low-level contacts with opposition groups, they might have aggravated existing strains in relationships with governments but secured some Page 370 protections for the future. Knowing when—and how—to exercise such relationships is a difficult but necessary strategy.

How does an MNC know which strategy to pursue? There is no straightforward answer to this question because strategic responses depend on a multitude of factors. The nature of the industry, the firm's technological capabilities, local conditions in a host country, management skills and philosophies, logistics, and labor transmission are just a few ways decisions are impacted. No one strategy is guaranteed to work, but building a relationship with all parties involved could assist in the betterment of any method an MNC employs.

■ Managing Alliances

Another dimension of management strategy related to political risk and government relations is managing relationships with alliance partners. Some partners may be current or former state-owned enterprises; others may be controlled or influenced by government agencies. For example, in China, most

foreign investors have some sort of alliance or joint-venture relationships with Chinese state-owned enterprises. Siemens has effectively used this strategy for doing business in China for many years. Some recent examples include its 2018 deal with Guangzhou Suikai Power Company to increase the use of its smart microgrid and other energy technology in the Guangdong province, a 2018 deal with Alibaba to launch a digital operating system called “MindSphere,” and a 2014 deal with Beijing Automotive Industry Holding to manufacture drive-train components.^{54,55,56} As mentioned in [Chapter 9](#), alliances and joint ventures can significantly improve the success of MNC entry into and operation in many international markets, especially emerging economies. Managing the relationships inherent in alliances, especially when governments are involved, can be especially challenging.

The Alliance Challenge

The rich and increasingly diverse recent literature has examined the motivations for collective action through international strategic alliances (ISAs). Researchers have begun to focus on specific explanations of ISA formation, the conditions that appear to lead to better or worse ISA performance and endurance, and the primary factors motivating firms to enter into such relationships.⁵⁷ Motivating factors include faster entry and payback, economies of scale and rationalization, complementary technologies and patents, and co-opting or blocking of competition.⁵⁸

In the strategic alliance literature, several researchers have argued that learning can be a powerful force in the initial motivations for, and ultimate success of, ISAs.⁵⁹ Some kinds of local knowledge cannot be internalized simply as a result of an MNC's entering and operating in a foreign market; the acquisition of some kinds of local knowledge requires local firm participation. Collaboration facilitates rapid market entry by allowing firms

to share costs and risks, combine product and market complementarities, and reduce the time to market.⁶⁰

How an alliance relationship is developed is largely a function of interfirm negotiation. Alliances are an arena where both value-claiming activities (competitive, distributive negotiation) and value-creating activities (collaborative, integrative negotiation) take place. In order to lay claim to a larger share of the alliance pie, firms tend to seek an advantage over their partners. Firms do this by possessing superior resources or alternatives beyond the scope of the alliance. However, in order to create a “larger pie” through the combination of partner-firm resources and activities, firms must balance authority, allowing each firm to dictate certain activities within the alliance, and commit to sharing and reciprocity where each partner firm plays some decision-making role. In these instances, alliance partners can create value through specialization gains or when the rationalization of redundant activities results in enhanced performance for the partners.⁶¹

A fundamental challenge of alliances is managing operations with partners from different national cultures (as discussed in [Chapter 5](#)). Cultural differences may create uncertainties and misunderstandings in the relationship, which may lead to conflict and even dissolution of the venture. Indeed, an alliance may be viewed as a temporal structure designed to address a particular problem during a period in time; all alliances eventually outlast their purpose.

Differences in the cultural backgrounds of partners can cause Page 371 problems in alliances. One study tried to determine whether some differences are more disruptive than others. The researchers found that differences in uncertainty avoidance and in long-term orientation, in particular, cause problems (see [Chapter 4](#) for cultural dimensions). These differences have a negative impact on survival and decrease the likelihood that firms will enter a foreign country through an alliance rather than a wholly owned subsidiary.⁶²

Apparently, these differences, which translate into differences in how partners perceive and adapt to opportunities and threats in their environment, are more difficult to resolve than differences in other cultural dimensions. Perhaps cultural differences in power distance, individualism, and masculinity are more easily resolved because they are mainly reflected in different attitudes toward the management of personnel—something firms can make explicit.

Successful management of alliances depends on situational conditions, management instruments, and performance criteria. Success factors may include partner selection, cooperation agreement, management structure, the acculturation process, and knowledge management.⁶³ In particular, partner selection and task selection criteria have been identified as critical variables that influence alliance success or failure. Conducting due diligence, choosing the right partners, and defining the scope and limit of the alliance appear to be the most important elements in determining if an alliance will succeed or fail.

One difficult but important aspect of successful alliance management is preparation for the likely eventual termination of the alliance.⁶⁴ Many firms are caught off guard when their partners are better prepared than they are to deal with issues related to termination of the alliance. After studying two dozen successful alliance “divorces,” a group of researchers identified a number of legal and business issues that were critical to successful divorces. Legal issues include the conditions of termination, the disposition of assets and liabilities, dispute resolution, the distributorship arrangements, the protection of proprietary information and property, and rights over sales territories and obligations to customers. Business issues include the basic decision to exit, people-related issues, and relations with the host government. Alliances, like individual businesses, experience a life cycle, as illustrated in [Figure 10-4](#). Recognizing the point at which your alliance exists in the life cycle can help determine a proactive strategy to sustain the relationship and work toward a common goal.

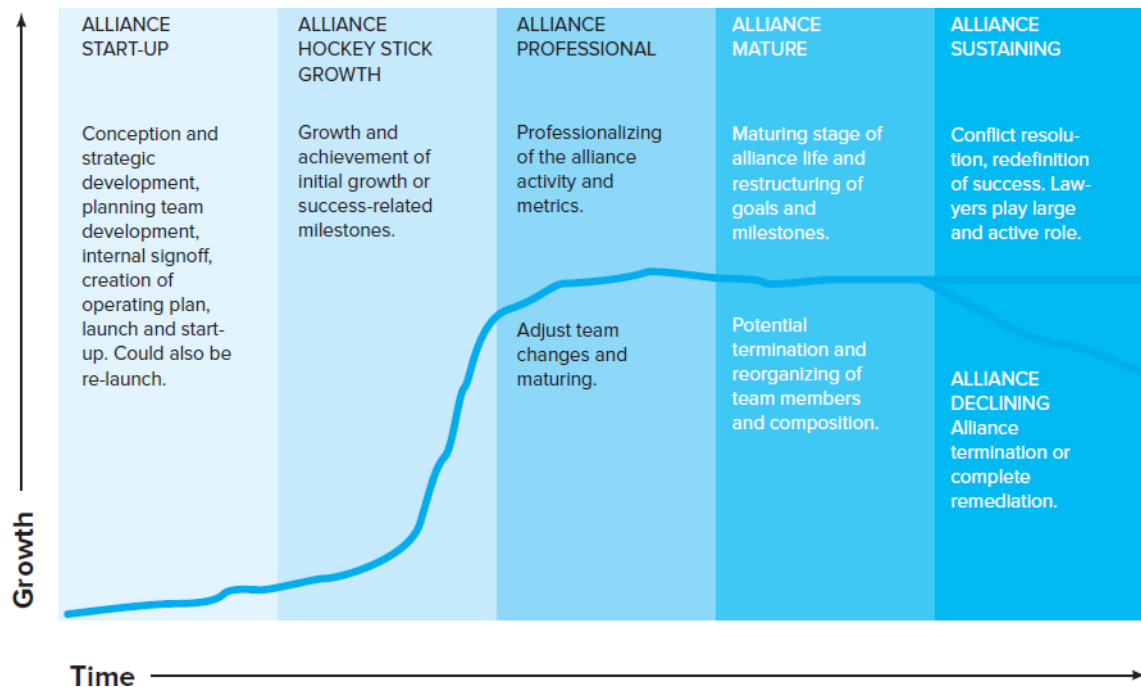


Figure 10-4
Alliance Life Cycle

Source: Segil, Larraine. "Metrics to Successfully Manage Alliances." *Strategy & Leadership* 33, no. 5 (2005): 46–52.

The Role of Host Governments in Alliances

As previously mentioned, host governments are active in mandating that investors take on partners, and these mandates can pose managerial and operational challenges for MNCs. Many host governments require investors to share ownership of their subsidiaries with local partners—in some cases, state-owned or state-controlled partners. These mandates can include specific requirements that investors select local state-owned firms (China) or that investors form joint ventures to meet local regulatory requirements where restrictions or local-content rules apply (Central and Eastern Europe).⁶⁵

Even when host governments do not require alliances or JV as a condition for entry, many MNCs find that having alliance or JV partners is advantageous to their entry and expansion. This is especially so in highly regulated industries such as banking, telecommunications, and health care. In a

study conducted of alliances among global telecommunications firms, firms were found to establish alliances with local partners primarily to gain market access and to contend with local regulations.⁶⁶ In another study, also of telecommunications projects in emerging markets, firms were found to take on local partners as a way to cope with emerging-market environments characterized by arbitrary and unpredictable corruption.⁶⁷

Even when alliances are dissolved, host governments can have a role. In particular, the host government of a partner may be unwilling to permit the alliance to terminate. It might object to the termination in an overt way, such as not permitting a foreign partner to sell its interest in the alliance.⁶⁸ There are also subtle ways to discourage a partner from leaving an alliance, such as blocking the repatriation of the foreign partner's investments in the alliance. It is also important to consider carefully the long-term effects of terminating an alliance on the ability of the company to do business in the same host country in the future.

In sum, host governments have a substantial role in the terms Page 372 under which alliances are initially formed, the way in which they are managed, and even the terms of their dissolution. MNCs must be aware of these influences and use carefully crafted strategies to manage host-government involvement in their alliances.

Examples of Challenges and Opportunities in Alliance Management

Alliances and JVs are increasingly common modes of entry and operation in international business. A number of recent examples illustrate the challenges and opportunities associated with managing alliances.

A good example is provided by Honda and General Motors. For a number of years, the two have maintained a strategic alliance that has allowed

both companies to expand into new markets and co-develop technology. In 2017, the two companies announced plans to open a fuel cell manufacturing facility in Michigan, which will be the first plant to mass produce fuel cells for automobiles. And, in 2018, the companies agreed to a 12-year deal to develop new battery technologies and self-driving car technology. As part of the deal, Honda is contributing US\$2.75 billion to fund further advancements in GM's Cruise Automation technology. By teaming with a competitor, companies like Honda and GM are able to combine their resources and investments to more efficiently develop new technologies that provide competitive advantages in the market.⁶⁹

Joint ventures have worked for U.S.-based Starbucks as well. In India, Starbucks entered a joint venture with Tata, the conglomerate involved in automotive production, informational systems, and beverages such as tea. In addition to selling coffee products, Tata Starbucks also sells traditional Indian drinks and teas. The joint venture has enabled Starbucks to expand to over 100 locations within India's biggest cities.⁷⁰ In Colombia, Starbucks has teamed with Colombian food and coffee company Grupo Nutresa and Mexican restaurant operator Alsea to grow its operations in Latin America. Through the joint venture, Starbucks will be able to maintain a close connection to one of its coffee bean suppliers (Grupo Nutresa) while leveraging the Latin America restaurant and coffee cafe expertise of Alsea. By 2019, Starbucks had grown to 32 locations within Colombia.⁷¹

As these examples show, MNCs are and will be making a host Page 373 of decisions related to IJVs. In Russia, the current trend is to renegotiate many of the old agreements and seek smaller deals that entail less bureaucratic red tape and are easier to bring to fruition. At the same time, the U.S. administration is trying to create a plan for providing assistance to the former Soviet republics, and this likely will generate increased interest in the use of IJVs.

Besides the former Soviet Union, other areas of the world previously closed to foreign investment are beginning to open up. One of these is Vietnam, which had a very auspicious beginning in the early 1990s when investors began flocking there. During this time period, Japan's Idemitsu Oil Development Company signed a deal with the Vietnamese government that gave the company the right to explore an offshore oil and gas field in the Gulf of Tonkin. A number of U.S. companies also targeted Vietnam for investment, and Citibank and Bank of America both were approved for branch status by the government. The bulk of their business was to be in wholesale banking and, in the case of Bank of America, advising the government on financing the rebuilding of the nation's weak power sector. Other firms that began giving serious consideration to Vietnam included AT&T, Coca-Cola, General Electric, ExxonMobil, and Ralston Purina, to name but five. As a result, by 1996, the country was attracting over \$8 billion annually in FDI. In the late 1990s and early 2000s, however, FDI dropped sharply. In recent years, it has risen sharply again.

The sometimes bureaucratic communist government in Vietnam often sends mixed signals to foreign investors. Ford Motor Company's experience in Vietnam over the last 20 years offers a good example. Ford Motor had spent over \$100 million to build a factory near Hanoi, but because of pressure from its local rival, the Vietnam Motor Corporation, it took 16 months for Ford to get approval to sell its Laser sedan. By the end of 2000, the company had sold fewer than 1,000 vehicles, a far cry from the 14,000 that had been initially projected.⁷² Many other firms reported similar experiences. Consequently, the Vietnamese government tried to turn things around by undertaking domestic economic reform, pursuing international trade agreements, and encouraging foreign investment, especially joint ventures.⁷³ Among other things, the country's coffee production was skyrocketing, and Vietnam exported over 20 percent of its coffee to the United States, so it is in

the best interests of the country to open its markets. At the same time, a growing number of multinationals were re-examining Vietnam's potential and looking to create strategic alliances that would help them establish a foothold in one of the more promising emerging economies in Asia.⁷⁴ After several years, this approach seems to be paying off. Vietnam has passed a domestic enterprise law and investment law easing and clarifying foreign investment and business rules, including those pertaining to joint ventures; signed a trade agreement with the United States; and, in 2005, joined the WTO. As a result, foreign investment is once again on the rise, reaching a record US\$19.1 billion in 2018.⁷⁵ Also in 2018, Ford had one of its best ever sales years in Vietnam, selling 24,646 units.⁷⁶



The World of International Management— Revisited

A wide range of risks emanate from the political environment in which MNCs operate, and firms can employ an equally diverse set of strategies to mitigate those risks and improve their relations with governments. As discussed in the chapter opening World of International Management, both internal and external political risks exist when doing business in countries like Iran. Tariffs imposed by third-party countries can impact the ability of MNCs to conduct business in other countries, as has been the case for many European-based companies trying to enter the Iranian market. Additionally, government corruption, bureaucratic red tape, and human rights violations can complicate the relationship that companies forge with foreign governments like Iran. After reading this chapter and considering the challenges associated with doing business in Iran, answer the following questions: (1) What are two main

concerns that MNCs should evaluate when doing business in Iran? (2) How can MNCs protect themselves from government action? (3) What proactive political strategies might help protect MNCs from future changes in the political environment? (4) How might alliances and joint ventures reduce risk and help relationships with government actors and other stakeholders?

SUMMARY OF KEY POINTS

1. Political risk is the likelihood that the foreign investment of a business will be constrained by a host government's policies. In dealing with this risk, companies conduct both macro and micro political risk analyses. Specific consideration is given to changing host-government policies, expropriation, and operational profitability risk.
2. MNCs attempt to manage their political risk in two basic ways. One is by developing a comprehensive framework for identifying and describing these risks. This includes a consideration of political, operational, and ownership-control risks. A second is by quantifying the variables that constitute the risk.
3. Common risk management strategies are the use of relative bargaining power; integrative, protective, and defensive techniques; and proactive political strategies.
4. Effective alliance management includes carefully selecting partners, defining the tasks and scope of the alliance, addressing cross-cultural differences, and responding to host-government requirements.

KEY TERMS

[conglomerate investment](#), 362
[expropriation](#), 361
[horizontal investment](#), 362
[indigenization laws](#), 361
[integrative techniques](#), 367
[macro political risk analysis](#), 357
[micro political risk analysis](#), 357
[operational risks](#), 362
[ownership-control risks](#), 362
[political risk](#), 356
[proactive political strategies](#), 368
[protective and defensive techniques](#), 367
[terrorism](#), 360
[transfer risks](#), 362
[vertical investment](#), 362

REVIEW AND DISCUSSION QUESTIONS

1. What types of political risk would a company entering Russia face? Identify and describe three. What types of political risk would a company entering France face? Identify and describe three. How are these risks similar? How are they different?
2. Most firms attempt to quantify their political risk, although they do not assign specific weights to the respective criteria. Why is this approach so popular? Would the companies be better off assigning weights to each of the risks being assumed? Defend your answer.
3. How has terrorism impacted foreign interest in Iran and Saudi Arabia, considering the vast oil reserves that are there? How have

terrorist attacks affected political relationships between countries such as the United States and Russia?

4. If a high-tech firm wanted to set up operations in Iran, what steps could it take to ensure that the subsidiary would not be expropriated? Identify and describe three strategies that would be particularly helpful. How might proactive political strategies help protect firms from future changes in the political environment?
5. What are some of the challenges associated with managing alliances? How do host governments affect these?

INTERNET EXERCISE: NOKIA IN CHINA

Asia still offers great opportunities for multinational firms. However, given the slowdown that has occurred in this region in recent years, there are also great risks associated with doing business there. The large, Finnish-based MNC Nokia has determined that the opportunities are worth the risk, has staked a large claim in China, and is determined to be a major player in the emerging Asian market. Visit its website at <http://www.nokia.com> and focus your attention on what this well-known MNC is now doing in Asia. Drawing from specific information obtained from the website, this chapter, and your reading of the current news, answer these questions: What political risks does Nokia face in Asia, particularly China? How can Nokia manage these risks? How can effective international negotiating skills be of value to the firm in reducing its political risk and increasing its competitive advantage in this area of the world?

1. “The Iran Nuclear Deal Explained,” *Sky News*, May 7, 2018, <https://news.sky.com/story/what-is-the-iran-nuclear-deal-11362807>.
2. Patrick Wintour and Julian Borger, “EU Rushes to Arrange Crisis Meeting with Iran over Nuclear Deal,” *The Guardian*, May 9, 2018, <https://www.theguardian.com/world/2018/may/09/eu-moves-to-protect-european-firms-from-us-sanctions-on-iran>.
3. Ibid.
4. “French Energy Giant Total Officially Pulls Out of Iran,” DW, August 20, 2018, <https://www.dw.com/en/french-energy-giant-total-officially-pulls-out-of-iran/a-45150849>.
5. J. Weston Phippen, “Iran Signs a \$5 Billion Energy Deal with France's Total,” *The Atlantic*, July 3, 2017, <https://www.theatlantic.com/news/archive/2017/07/iran-total/532560>.
6. “French Energy Giant Total Officially Pulls Out of Iran.”
7. Robert Wall and Nicolas Parasie, “Boeing, Airbus to Lose Billions in Orders from Trump's Iran Sanctions,” *Wall Street Journal*, May 9, 2018, <https://www.wsj.com/articles/boeing-airbus-to-lose-billions-in-orders-from-trumps-iran-sanctions-1525877490>.
8. Sam Wilken, “Red Tape, Ppolitical Risks Could Stall Investment in Iran,” *Reuters*, January 20, 2016, <https://www.reuters.com/article/us-iran-nuclear-investment-idUSKCN0UY1S8>.

9. Garth Friesen, "Iran: Stuck between a Political Rock and an Economic Hard Place," *Forbes*, September 2, 2018, <https://www.forbes.com/sites/garthfriesen/2018/09/02/iran-stuck-between-a-political-rock-and-an-economic-hard-place/#7fc25a2d188a>.
10. "Risks of Doing Business with Iran: A Resource Guide for Germany," Center on Sanctions and Illicit Finance, November 2018, <https://www.fdd.org/wp-content/uploads/2018/11/MEMO-Germany-Iran-risk-resource-guide-2018.pdf>.
11. Ibid.
12. "Doing Business 2019: Iran, Islamic Republic," The World Bank Group, 2019, <http://www.doingbusiness.org/content/dam/doingBusiness/country/i/iran/IRN.pdf>.
13. "Finance and Economics: Footloose Firms; Economic Focus," *The Economist*, March 27, 2004, 99.
14. Seth Faison, "China Applies Brakes on Move toward Market Economy." *New York Times*, September 30, 1998, <https://www.nytimes.com/1998/09/30/business/international-business-china-applies-brakes-on-move-toward-market-economy.html?mtrref=www.google.com&gwh=DDF08FF249335D51448838D01A5B2561&gwt=pay>.
15. See also Kathy Chen, "China's Party Line Is Capital," *Wall Street Journal*, February 12, 2004, C20.

16. Casey Hall, "A Turning Point for China's Stance on Counterfeit Luxury Goods," *Business of Fashion*, December 11, 2018, <https://www.businessoffashion.com/articles/global-currents/a-turning-point-for-chinas-stance-on-counterfeit-luxury-goods>.
17. Jonathan Dienst, "Hundreds of Thousands of Fake Nike Air Jordans Smuggled into New York, New Jersey: Prosecutors," NBC, August 7, 2018, <https://www.nbcnewyork.com/news/local/Fake-Nike-Air-Jordan-Smuggling-Ring-Busted-New-Jersey-New-York-490268931.html>.
18. Aaron Katersky, "5 People Charged with Trafficking \$73 Million in Counterfeit Nike Air Jordans: Police," ABC News, August 7, 2018, [https://6abc.com/5-people-charged-with-trafficking-\\$73-million-in-counterfeit-nike-air-jordans-police/3902318](https://6abc.com/5-people-charged-with-trafficking-$73-million-in-counterfeit-nike-air-jordans-police/3902318).
19. Neal Lipschutz, "Google Says China Remains Murky," *Wall Street Journal*, July 31, 2010, <https://www.wsj.com/articles/SB10001424052748703999304575399492916089042>.
20. Phillip Inman and Lily Kuo, "As China Feels US Tariffs Bite, a Chill Spreads around the World," *The Guardian*, January 5, 2019, <https://www.theguardian.com/business/2019/jan/05/china-economy-slowdown-us-tariffs-trade-war>.
21. Elisabeth Rosenthal, "U.S. Trade Official Says China Market Is Closed Tighter," *New York Times*, September 23, 1998, C2.
22. Melanie Trottman, "U.S. to Press China on Drywall," *Wall Street Journal*, October 16, 2009, A3.

- “Backlog of 33.5 Million Cases Can Be Reduced with
23. Sanctioned Judge Strength: Exports,” *Times of India*, March 17, 2019, <https://timesofindia.indiatimes.com/city/mumbai/backlog-of-33-5-million-cases-can-be-reduced-with-sanctioned-judge-strength-experts/articleshow/68446629.cms>.
 24. Shalaka Patil, “Why Courts and Tribunals Are Still Playing Catch-Up with Backlog,” *The Wire*, March 7, 2019, <https://thewire.in/law/courts-tribunals-backlogs-india-case-management>.
 25. Mark Landler, “Back to Vietnam, This Time to Build,” *New York Times*, September 13, 1998, sec. 3, 1, 11.
 26. “Overseas Business Risk—Vietnam,” UK Government Department for International Trade, January 25, 2019, <https://www.gov.uk/government/publications/overseas-business-risk-vietnam/overseas-business-risk-vietnam>.
 27. Bob Tita and Alistair MacDonald, “Foreign Steel Keeps Flowing into U.S. Despite Tariffs,” *Wall Street Journal*, December 5, 2018, <https://www.wsj.com/articles/steel-imports-break-through-tariff-barrier-1544026313>. Page 376
 28. John McKinnon and Neil King, “EU Set to Impose Trade Sanctions if U.S. Fails to Act,” *The Wall Street Journal*, January 26, 2004, p. A4.
 29. Ivana Kottasova, “Spotify Wants EU Antitrust Officials to Investigate Apple,” *CNN Business*, March 13, 2019, <https://www.cnn.com/2019/03/13/tech/spotify-apple-antitrust/index.html>.

- “European Commission Rejects Siemens-Alstom Rail Merger,”
30. France 24, February 6, 2019, <https://www.france24.com/en/20190206-france-european-commission-rejects-siemens-alstom-rail-merger>.
31. Isobel Asher Hamilton, “Google Is Appealing Its \$5 Billion EU Antitrust Fine over Android,” *Business Insider*, October 10, 2018, <https://www.businessinsider.com/google-appeals-its-5-billion-eu-antitrust-fine-over-android-2018-10>.
32. “Qualcomm Asks EU Court to Scrap \$1.2 Billion Antitrust Fine,” *Reuters*, June 4, 2018, <https://www.reuters.com/article/us-eu-qualcomm-antitrust-court/qualcomm-asks-eu-court-to-scrap-1-2-billion-antitrust-fine-idUSKCN1J02EO>.
33. Rob Price, “Facebook Says It Will Move to Encrypted, Auto-Deleting Messages—and Warns That Some Countries Might Decide to Ban It,” *Business Insider*, March 6, 2019, <https://www.businessinsider.com/facebook-move-encrypted-auto-deleting-messages-2019-3>.
34. Jack N. Kondrasuk, “The Effects of 9/11 and Terrorism on Human Resource Management: Recovery, Reconsideration, and Renewal,” *Employee Responsibilities and Rights Journal* 16, no. 1 (May 2004): 25–35.
35. J. Hocking, *Beyond Terrorism: The Development of the Australian Security State* (Sydney, Australia: Allen & Unwin Pty Ltd, 1993).
36. Kondrasuk, “The Effects of 9/11.”

37. Joshua Berlinger and Hilary Whiteman, "New Zealand Terror Suspect Planned Third Attack, Police Chief Says," CNN, March 19, 2019, <https://www.cnn.com/2019/03/19/asia/christchurch-attack-intl/index.html>.
38. Hesham Hajali, "Islamic State Claims Attacks in West Africa Caused 118 Casualties," *Reuters*, November 23, 2018, <https://www.reuters.com/article/us-nigeria-security-insurgency/islamic-state-claims-attacks-in-west-africa-caused-118-casualties-idUSKCN1NS0F1>.
39. Sia Khiun Then and Martin Loosemore, "Terrorism Prevention, Preparedness, and Response in Built Facilities," *Facilities* 24, no. 5–6 (2006): 157–76.
40. David A. Schmidt, "Analyzing Political Risk," *Business Horizons*, July/August 1986, 43–50.
41. Stanley Reed, "Gazprom Cancels Italian Contractor's Deal for Black Sea Pipeline," *New York Times*, July 9, 2015, <https://www.nytimes.com/2015/07/10/business/international/gazprom-saipem-pipeline.html>.
42. For more, see Thomas A. Pointer, "Political Risk: Managing Government Intervention," in *International Management: Text and Cases*, ed. Paul W. Beamish, J. Peter Killing, Donald J. LeCraw, and Harold Crookell (Homewood, IL: Irwin, 1991), 119–33.
43. See Jonathan P. Doh and Ravi Ramamurti, "Reassessing Risk in Developing Country Infrastructure," *Long Range Planning* 36, no. 4 (2003): 337–53.

44. Tom Arnold, "Saudi Investors Preparing \$250M Claim against Egypt," *The National*, March 18, 2012, <https://www.thenational.ae/business/economy/saudi-investors-preparing-250m-claim-against-egypt>.
45. Abde Latif Wahba and Zainab Fattah, "Egypt Seizes Land Valued at \$10.6 Billion from Investors," *Bloomberg*, June 6, 2012, <https://www.bloomberg.com/news/articles/2012-06-06/egypt-seized-10-6-billion-of-land-from-firms-minister-says>.
46. Nadine Marroushi, "Egypt Post-Mubarak Legal Challenges Test Foreign Investors," *Bloomberg*, October 17, 2012, <https://www.bloomberg.com/news/articles/2012-10-16/egypt-post-mubarak-legal-challenges-testing-foreign-investors>.
47. See Jonathan P. Doh and John A. Pearce II, "Corporate Entrepreneurship and Real Options in Transitional Policy Environments: Theory Development," *Journal of Management Studies* 41, no. 4 (2004): 645–64.
48. Doh and Ramamurti, "Reassessing Risk," 344–49.
49. Amy Hillman and Michael A. Hitt, "Corporate Political Strategy Formulation: A Model of Approach, Participation, and Strategy Decisions," *Academy of Management Review* 24, no. 24 (1999): 825–42.
50. Amy Hillman and Gerald Keim, "International Variation in the Business-Government Interface: Institutional and Organizational Considerations," *Academy of Management Review* 20, no. 1 (1995): 193–214.

51. Robert J. Bowman, "Are You Covered?" *World Trade* 8, no. 2 (March 1995): 100–03.
52. Mark A. Hofmann, "Political Risk Market Eases as Supply Outpaces Demand," *Business Insurance* 40, no. 8 (February 20, 2006): 9–10.
53. Jonathan P. Doh and Hildy Teegen, "Nongovernmental Organizations as Institutional Actors in International Business: Theory and Implications," *International Business Review* 11, no. 6 (2002): 665–84.
54. Zheng Caixiong, "Siemens' Guangdong JV to Aid Mainland's Energy Goals," *China Daily*, January 27, 2018, Page 377
<http://www.chinadaily.com/en/a/201801/27/WS5a6bc8e4a3106e7dcc137195.html>.
55. "Siemens Inks Deal with Alibaba to Launch Digital Products in China," *Reuters*, July 9, 2018,
<https://www.reuters.com/article/us-siemens-alibaba/siemens-inks-deal-with-alibaba-to-launch-digital-products-in-china-idUSKBN1JZ22U>.
56. "Factsheet: Siemens in China," Siemens, 2015,
www.siemens.com/press/pool/de/feature/2015/corporate/2015-07-china/factsheet-siemens-china-e.pdf.
57. Peter J. Buckley and Mark Casson, "An Economic Model of International Joint Venture Strategy," *Journal of International Business Studies* 27 (1996): 849–76.
58. Farok J. Contractor and Peter Lorange, eds., *Cooperative Strategies in International Business* (Lexington, MA: Lexington

Books, 1998).

59. Andrew C. Inkpen, *The Management of International Joint Ventures: An Organizational Learning Perspective* (London: Routledge, 1995).
60. Shige Makino and Andrew Delios, "Local Knowledge Transfer and Performance: Implications for Alliance Formation in Asia," *Journal of International Business Studies* 27 (1996): 905–27.
61. Hildy Teegen and Jonathan P. Doh, "U.S./Mexican Alliance Negotiations: Cultural Impacts on Trust, Authority and Performance," *Thunderbird International Business Review* 44, no. 6 (2002): 749–75.
62. Harry G. Barkema and Freek Vermeulen, "What Differences in the Cultural Backgrounds of Partners Are Detrimental for International Joint Ventures?" *Journal of International Business Studies* 28, no. 4 (1997): 845–64.
63. Dirk Holtbrugge, "Management of International Strategic Business Cooperation: Situation Conditions, Performance Criteria, and Success Factors," *Thunderbird International Business Review* 46, no. 3 (May/June 2004): 255–74.
64. Manuel G. Serapio Jr. and Wayner F. Cascio, "End Games in International Alliances," *Academy of Management Executive* 10, no. 1 (February 1996): 62–73.
65. Julia G. Djarova, "Foreign Investment Strategies and the Attractiveness of Central and Eastern Europe," *International Studies in Management and Organization* 29, no. 1 (Spring 1999): 14–23.

66. Jonathan P. Doh and Hildy Teegen, "Government Mandates and Local Partner Participation in Emerging Markets: Policy and Performance Implications for Government and Business Strategies," paper presented at the annual meeting of the Academy of International Business, Phoenix, AZ, November 20, 2002.
67. Jonathan P. Doh, Peter Rodriguez, Klaus Uhlenbruck, Jamie Collins, and Lorraine Eden, "Coping with Corruption in Foreign Markets," *Academy of Management Executive* 17, no. 3 (2003): 114–27.
68. Serapio and Cascio, "End Games in International Alliances," 71–72.
69. Brian Evans, "Honda and GM Partnerships throughout the Years: From Rebadged SUVs to Fuel Cell Factories," *The Drive*, October 9, 2018, <https://www.thedrive.com/tech/24053/honda-and-general-motors-five-key-partnerships-for-strategic-innovation>.
70. "Tata Starbucks Opens 100th Store in India," *The Hindu Business Line*, October 24, 2017, <https://www.thehindubusinessline.com/companies/tata-starbucks-opens-100th-store-in-india/article9921925.ece>.
71. Paul Ausick, "The 78 Countries Where Starbucks Does Business," *24/7 Wall Street*, February 20, 2019, <https://247wallst.com/services/2019/02/20/the-78-countries-where-starbucks-does-business>.
72. Frederick Balfour, "Back on the Radar Screen," *BusinessWeek*, November 2000, 27.

73. Henry Gallagher, "A Private Sector Surfaces in Vietnam," *The World & I* 18, no. 11 (November 2003): 56.
74. Trien Nguyen, "From Plan to Market: The Economic Transition in Vietnam," *Journal of Economic Literature* 38, no. 3 (September 2000): 683.
75. "Vietnam Foreign Direct Investment," Trading Economics, 2019, <https://tradingeconomics.com/vietnam/foreign-direct-investment>.
76. "Vietnam—Flash Report, Sales Volume, 2018," *Automotive Industry Portal*, 2019, https://www.marklines.com/en/statistics/flash_sales/salesfig_vietnam_2018.
77. CIA, "Brazil," *The World Factbook*, 2019, <https://www.cia.gov/library/publications/the-world-factbook/geos/br.html>.
78. Ibid.
79. World Economic Outlook Database, "Brazil," International Monetary Fund, July 2018, <https://www.imf.org/external/pubs/ft/weo/2018/01/weodata/weoselgr.aspx>.
80. CIA, "Brazil."
81. Jake Spring and Lisandra Paraguassu, "S&P Cuts Brazil Debt Rating As Pension Reform Doubts Grow," *Reuters*, January 11, 2018, <https://www.reuters.com/article/us-brazil-sovereign-downgrade/sp-cuts-brazil-debt-rating-as-pension-reform-doubts-grow-idUSK-BN1F101Q>.

82. Matt Bonesteel, “Brazil Is Melting Down Ahead of the 2016 Rio Olympics,” *Washington Post*, September 10, 2015, <https://www.washingtonpost.com/news/early-lead/wp/2015/09/10/brazil-is-melting-down-ahead-of-the-2016-rio-olympics>.
83. “Rio's Big Arenas and Even Bigger Debt after the Olympics,” *New York Post*, February 10, 2017, <https://nypost.com/2017/02/10/rios-big-arenas-and-even-bigger-debt-after-the-olympics>.



In the International Spotlight

Brazil

Brazil is located in eastern South America along the Atlantic Ocean. With a land area just smaller than that of the United States, the country possesses abundant natural resources, including bauxite, gold, iron ore, manganese, nickel, phosphates, platinum, tin, rare earth elements, uranium, petroleum, hydropower, and timber. The country also features a number of globally competitive manufacturing companies. Embraer, one of the world's leading producers of mid-range passenger and military aircraft, and

Odebrecht, a diversified conglomerate that develops and installs mass transit systems, sports stadiums, chemical production facilities, and other infrastructure projects, are both located in Brazil.⁷⁷

Gaining its independence from Portugal in 1822, Brazil adopted a federative republic system of government. This governmental process includes compulsory voting requirements for those between the ages of 18 and 70. With more than 200 million people and annual population growth of close to 1 percent, Brazil is one of the most populous countries in the world. The country has moved toward urbanization over the last 50 years; nearly 20 percent of its population now lives in either São Paulo or Rio de Janeiro, and approximately 85 percent of all Brazilians live in an urbanized area. Brazil is a diverse place culturally and ethnically. The primary and official language is Portuguese, but Spanish, German, Japanese, and English are also spoken with some regularity. The country is predominantly Christian, with two-thirds of all Brazilians identifying as Roman Catholic. Like most growing developing nations, the vast majority of the population is younger than 55 years old and the median age is only 32.4 years old.⁷⁸

Brazil has the largest economy in all of South America and the ninth largest in the world. That being said, the economy has faced serious challenges both recently and historically, including multiple recessions, high inflation, and currency volatility. In 2018, Brazil's GDP was US\$2.139 trillion, but growth has been erratic. After a deep economic recession in 2016, the GDP annual growth rate has been steadily recovering, with 1 percent growth in 2017 and 2 percent growth in 2018. Inflation has also lowered from nearly 10

percent in 2016 to 4 percent in 2018, although double-digit unemployment remains worrisome.⁷⁹

The country's main agricultural products include coffee, soybeans, wheat, rice, corn, sugarcane, cocoa, citrus, and beef. Textiles, shoes, chemicals, cement, lumber, iron ore, tin, steel, aircraft, and motor vehicles constitute its main manufactured products. In the global industrial and manufacturing sectors, Brazil has been suffering largely due to its reliance on commodity exports, which have seen demand fall. Brazil is frequently ranked as a difficult place to conduct business (the country finished 109th out of 190 nations in the 2018 “Ease of Doing Business” rankings). In 2018, Brazil's debt rating was downgraded to “below investment grade,” making it even more difficult to find foreign investors and international credit markets.^{80,81}

Brazil was chosen as the host country for both the 2014 World Cup and the 2016 Summer Olympics. Events such as these give a country the chance to grab worldwide attention and showcase the best that the country has to offer. Additionally, if well managed, these types of events can be a net positive economically due to ticket sales, sponsorship, and television deals. While the 2014 World Cup was held without any major disruptions, the 2016 Olympics faced numerous issues in the months leading up to the event. Negative press over inadequate infrastructure, construction worker safety, and contaminated water causing serious disease dominated news coverage in the spring of 2016. Furthermore, public concern over the spread of the Zika virus resulted in lower-than-expected ticket sales and fewer tourists.⁸² As a result, Brazil investors lost an estimated US\$200 million on the event, and custom-built sporting venues now sit abandoned throughout Rio de Janeiro.⁸³

Despite these challenges, Brazil remains the largest and most important economy in South America and one that will continue to exert influence over the greater global environment.

You Be the International Management Consultant

Over the past few years, low oil prices and an economic recession have given foreign investors a reason to doubt the strength of the country's economy. In addition, many investors are fleeing from the country after a controversial pension reform plan was approved in 2019. The country is still recovering from a bribery scandal involving the country's state-owned oil company, Petrobras, that broke a few years earlier (and ultimately brought down Brazil's president). Petrobras reported losses of US\$2 billion solely as a result of the scandal.

One organization that has pulled out is the Bill and Melinda Gates Foundation, which not only has decided to cease operations in the country but also is suing the oil company for its role in the scandal and various investments the company made. Furthermore, several states in the U.S. invested pension funds in Brazil's economy and are suing for close to US \$100 billion.

Page 379

Questions

1. As an international management consultant, what advice would you give to a foreign company looking to move operations into Brazil?
2. Do you think Brazil still holds the potential for future growth?

3. As an investor, do you think that the “buy low” mindset applies to Brazil? If not, what changes would you like to see before making any investment in the country?

Design Elements: Chess Icon, Globe Icon, People Icon: McGraw-Hill Global Education Holdings, LLC; World map vector: vectorlight/Shutterstock; World map background with globe: one AND only/Shutterstock



Chapter 11

MANAGEMENT DECISION AND CONTROL

OBJECTIVES OF THE CHAPTER

Although they are not directly related to internationalization, decision making and control are two management functions that play critical roles in international operations. In *decision making*, a manager chooses a course of action among alternatives. In *controlling*, the manager evaluates results in relation to plans or objectives and decides what action, if any, to take. How these functions are carried out is influenced by the international context. An organization can employ a centralized or decentralized management system depending on such factors as company philosophy or competition. The company also has an array of measures and tools it can use to evaluate firm performance and restructuring options. As with most international operations, culture plays a significant role in what is important in both decision-making processes and control features, and it can affect MNC decisions when forming relationships with subsidiaries.

This chapter examines the different decision-making and controlling management functions used by MNCs, notes some of the major factors that account for differences between these functions, and identifies the major challenges of the years ahead. The specific objectives of this chapter are

1. **PROVIDE** comparative examples of decision making in different countries.
2. **PRESENT** some of the major factors affecting the degree of decision-making authority given to overseas units.
3. **COMPARE and CONTRAST** direct controls with indirect controls.
4. **DESCRIBE** some of the major differences in the ways that MNCs control operations.
5. **DISCUSS** some of the specific performance measures that are used to control international operations.

The World of International Management

Global Online Retail: Amazon versus Alibaba

Over the last two decades, the Internet has revolutionized the way customers around the world shop. According to Forrester Research, U.S. online retail sales alone will reach US\$1 trillion by 2025.¹ Within the U.S., no online merchant has had more success than Amazon. Conceptualized in 1995 as a small bookseller, the ecommerce website now sells a variety of products to individuals across North America. While the U.S. has traditionally been the leader in ecommerce, online retail in countries around the world is growing at a rapid pace.

Perhaps most surprising is the sudden surge of the Alibaba Group, an online Chinese retail conglomerate. Consisting of multiple ecommerce-related websites, the Alibaba Group's combined US\$768 billion in transactions in 2018 totaled more than triple that of

Amazon.^{2.3} And Alibaba's Tmall, the direct competitor to Amazon, is expected to become the largest individual ecommerce site within the decade, surpassing Amazon in total revenue. Despite similar successes in the ecommerce marketplace, managers at Amazon and Alibaba have taken different approaches to the marketplace. What competitive strategies do these two companies use, and which company stands a better shot at long-term success?

Conglomerate versus Specializer

The Alibaba Group is a conglomerate of over a half-dozen individual ecommerce websites, combining business-to-business, business-to-consumer, and consumer-to-consumer transactions under a single ownership umbrella. Through its diverse set of websites, the company can cater to virtually any type of transaction, whether a small, personal purchase or a multimillion-dollar business transaction. In addition to providing traditional ecommerce services, the Alibaba Group has branched into web-based business solutions. Utilizing its existing infrastructure, Alibaba provides cloud computing and data services to companies of all sizes and has even created its own mobile operating system. Alibaba also operates Alipay, a secure payment transfer service, giving the company control over the entire purchase process. Alipay is now used for over half of all online purchases in China.⁴ Together, the Alibaba Group conglomerate now accounts for 53 percent of all online sales in China and ships 100 million packages every day.^{5.6}

Amazon, unlike Alibaba, specializes in just business-to-consumer sales. As a result, Amazon's target market is significantly smaller, but more loyal, than Alibaba's. With a primary focus on personal

purchases, Amazon has grown into the world's largest online retailer. Recently, however, Amazon has made an effort to expand its offerings. Utilizing the information infrastructure that it established for its traditional business operations, Amazon now offers video streaming, cloud storage, and other web services. And in an attempt to enter the growing smart-device market, Amazon has developed its own products, including Kindle Fire tablets, Alexa smart-home units, and Amazon Cloud-Cam security cameras. The core of Amazon's revenue, however, is still generated from its specialization in business-to-consumer transactions.^{7,8}

Merchant versus Facilitator

Amazon not only hosts third-party sellers but also acts as a direct merchant itself. Amazon buys and sells merchandise, ships products, and warehouses inventory. The company currently has over 140 fulfillment centers strategically spread across the United States, with roughly 1 million square feet of storage space per center. This direct-seller approach allows Amazon to adapt quickly to changes in demand. The company can directly control the timeliness and quality of most products sold over its interface, giving it the ability to provide unmatched service features such as single-day delivery. By 2018, over 50 percent of the general U.S. population was located within 20 miles of an Amazon warehouse.^{9,10} Furthermore, by hosting third-party merchants, Amazon is able to generate additional revenue on products sold by its users. However, Amazon's merchant strategy, requiring a large investment in fixed assets, has resulted in minimal profits for the company. Though it does not have quite the level of expenses that

traditional, physical stores have, Amazon's margin is tightened by the other necessary investments, like labor and warehouses.¹¹

Alibaba, on the other hand, acts solely as a facilitator for sales between third parties. The company does not carry an inventory, directly sell products, or control distribution. Rather, it simply provides a digital space for those activities to happen. As a result, fixed assets are kept to a minimum. Going forward, the Alibaba Group sees this “efficiency” as a key business strength. While Amazon's scale of operations is capital intensive, Alibaba's approach allows for extra financial flexibility, as it does not need to build, staff, and maintain regional warehouses. One major downside, however, is that Alibaba gives up control over the shipping and distribution operations of its merchants, meaning that mistakes by third-party businesses could reflect negatively on the company as a whole. Furthermore, the company misses out on possible financial gains from direct-to-consumer selling.¹²

Growth Potential

Although both companies are online, and therefore “global,” the geographic positioning of Amazon and Alibaba affects their potential future growth. Amazon, founded over 20 years ago, grew into the largest online retailer in the world due to its geographic advantages. The North American ecommerce market currently accounts for over 30 percent of all global online sales, and this region is overwhelmingly dominated by Amazon. In fact, Alibaba has not even attempted to enter the North American marketplace due to Amazon's strength. Although Amazon will likely continue to lead business-to-consumer sales in North America, the future growth potential of Amazon is

somewhat limited. North America has nearly 90 percent Internet penetration, and the population growth of the region has rapidly slowed. Online sales totals in Asia-Pacific are nearly triple that of North America. In the coming years, North America's share of global ecommerce will decrease to around 25 percent, while Asia-Pacific's share will increase to nearly 50 percent.¹³ Unless Amazon actively expands into other regions across the globe, its revenues will likely stagnate.¹⁴

Alibaba's foothold in Asia holds far more growth potential. Internet penetration in China currently stands at just 50 percent, leaving plenty of room for growth with unreached customers. Furthermore, nearly 40 percent of the world's population resides in Asia, and the population growth rates within Southeast Asia far exceed those of North America. As wealth continues to accumulate in the region, Internet access and ecommerce will likely expand. If the Alibaba Group can maintain its strong standing in Asia, revenue will grow significantly over the next decade.¹⁵

Whether Amazon's strategy as a specialized direct seller or Alibaba's strategy as a third-party facilitator will lead to greater long-term success is yet to be seen. As Internet usage increases and ecommerce expands beyond North America, managers of companies like Amazon and Alibaba will need to implement new strategies to adapt to the changing marketplace. The advent of online retail has certainly challenged some aspects of managerial decision making for all ecommerce companies.

The managerial **decision-making** process, choosing a course of action from among alternatives, is a common business practice and is becoming more and more relevant for the international manager as globalization becomes more pervasive. The decision-making process is often linear, though looping back is common, and consists of the general stages outlined in [Figure 11-1](#). The degree to which managers are involved in this procedure depends on the structure of the subsidiaries and the locus of decision making. If decision making is centralized, most important decisions are made at the top; if decision making is decentralized, decisions are delegated to operating personnel. Decision making is used to solve a myriad of issues, including helping a subsidiary respond to economic and political demands of the host country. Decisions that are heavily economic in orientation concentrate on such aspects as return on investment (ROI) for overseas operations. In other instances, cultural differences both inspire and motivate the process and outcome of decision making.

decision making

The process of choosing a course of action from among alternatives.

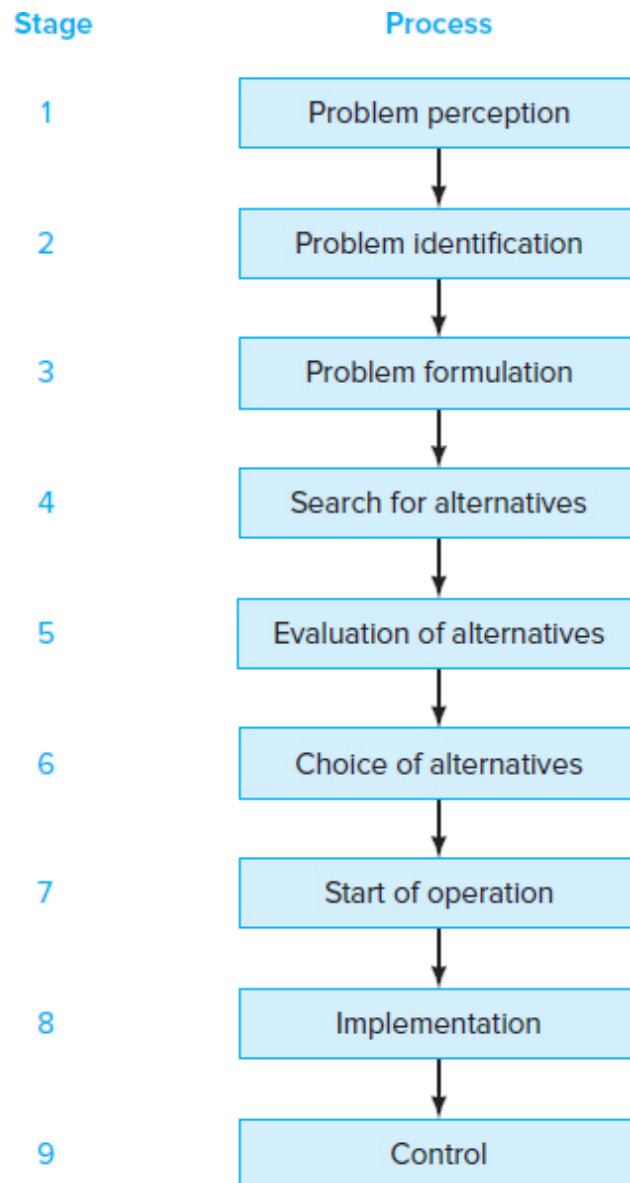


Figure 11-1
Decision-Making Process

Source: Schramm-Nielsen, Jette. "Cultural Dimensions of Decision Making: Denmark and France Compared." *Journal of Managerial Psychology* 16, no. 6 (2001): 404–423.

For example, Nissan designed and built an inexpensive electric vehicle, the Sylphy Zero Emission, for the Chinese market. Engineers took apart the Nissan Leaf, an electric vehicle sold in the United States, and rebuilt the car to address buyer needs. Some of the changes included a more aesthetically pleasing frame, a modified battery range, and a lower price point starting at

about US\$24,000.¹⁶ In another example, Santander, the largest bank in Europe by market capitalization, is vesting more autonomy in its subsidiaries by listing subsidiaries in its principal foreign markets and thereby strengthening their independence and autonomy from the Spanish headquarters. A number of European banks, including Santander and HSBC Holdings PLC, establish foreign subsidiaries as opposed to direct branches. Santander CEO Alfredo Saenz said, “We also believe it's good for the local management teams, because having local minority shareholders breathing down their neck keeps them on their toes, and it's a good way of identifying the franchise as local, instead of foreign.” In addition, the IPO boosted the visibility of the bank in Brazil, resulted in greater access to local capital, and put a higher value on the franchise than what analysts were giving it before the float. When Santander sold 15 percent of its Brazilian unit, the unit alone was valued at €34 billion, more than European rival Deutsche Bank or Société Générale.¹⁷

The way in which decision making is carried out will be Page 383 influenced by a number of factors. We will first discuss some of the factors, then look at some comparative examples in order to see some of the differences.

Factors Affecting Decision-Making Authority

A number of factors influence international managers' conclusions about retaining authority or delegating decision making to a subsidiary. Table 11-1 lists some of the most important situational factors, and the following discussion evaluates the influential aspects.

Table 11-1

Factors That Influence Centralization or Decentralization of Decision Making in Subsidiary Operations

Encourage Centralization

Encourage Decentralization

Large size

Small size

Large capital investment

Small capital investment

Relatively high importance
to MNC

Relatively low importance
to MNC

Highly competitive
environment

Stable environment

Strong volume-to-unit-cost
relationship

Weak volume-to-unit-cost
relationship

High degree of technology

Moderate to low degree of
technology

Strong importance
attached to brand name,
patent rights, etc.

Little importance attached
to brand name, patent
rights, etc.

Low level of product
diversification

High level of product
diversification

Homogeneous product
lines

Heterogeneous product
lines

Small geographic distance
between home office and
subsidiary

Large geographic distance
between home office and
subsidiary

High interdependence
between the units

Low interdependence
between the units

Fewer highly competent
managers in host country

More highly competent
managers in host country

Encourage Centralization	Encourage Decentralization
Much experience in international business	Little experience in international business

One of the major concerns for organizations is how efficient the processes are that are put in place. The size of a company can have great importance in this realm. Larger organizations may choose to centralize authority for critical decisions in order to ensure efficiency through greater coordination and integration of operations. The same holds true for companies that have a high degree of interdependence because there is a greater need for coordination. This is especially relevant when organizations provide a large investment because they prefer to keep track of progress. It is quite common for the investing company to send home-office personnel to the subsidiary and report on the situation, and for subsidiary managers to submit periodic reports. Both of these scenarios imply that the subsidiary is of great importance to the MNC, and it is customary in these situations for subsidiary managers to clear any decisions with the home office before implementation. In fact, MNCs often will hire someone who they know will respond to their directives and will regard this individual as an extension of the central management staff.

Another efficiency checkpoint arises when competition is high. In domestic situations, when competition increases, management will decentralize authority and give the local manager greater decision-making authority. This reduces the time that is needed for responding to competitive threats. In the international arena, however, sometimes the opposite approach is used. As competition increases and profit margins are driven down, home-

office management often seeks to standardize product and marketing decisions to reduce cost and maintain profitability. Many upper-level operating decisions are made by central management and merely implemented by the subsidiary, although, in some instances, companies still opt to decentralize operations if product diversification is necessary. Kraft Heinz Company provides a recent, albeit cautionary, example of an effort to centralize operations to improve efficiency and competitiveness. Following H. J. Heinz's 2015 acquisition of the Kraft Foods Group, seven manufacturing facilities were closed to consolidate processes. Roughly 2,600 manufacturing jobs, representing 6 percent of the company's workforce, were eliminated by the closures. Additionally, 2,500 office jobs were eliminated to remove redundancy in management positions. The consolidation aimed to increase global growth while decreasing costs, resulting in US\$1.5 billion in savings. Kraft Heinz had planned to invest millions in upgrading the remaining manufacturing facilities to meet increasing product demand, thinking that the investments would strengthen the acquired company and make the combined firm leaner and better positioned globally.¹⁸ In the midst of focusing its efforts on consolidation of resources, however, Kraft Heinz seemed to have brushed aside a major shift in the food and beverage industry: a renewed focus on healthier and organic options. In 2019, just four years after the merger, Kraft Heinz was forced to take a massive write-down on several of its brands. The stock price plummeted, along with investor confidence, leading many analysts to question the future of the combined company.¹⁹ Firms, like Kraft Heinz, that are able to produce large quantities will have a lower cost per unit than those that produce at smaller amounts, and home-office management will often take the initiative to oversee sourcing, marketing, and overall strategy to keep costs down; however, they must do so without jeopardizing their project offering and ability to adapt to the changing global environment.

Efficient processes become increasingly important as diversification or differences between the parent and subsidiary increase. This refers not only to specific products and services that may need to be tailored to geographic areas but also to the socioeconomic, political, legal, and cultural environments in which the subsidiary exists. In this case, the subsidiary would have superior staff and resources that would only become increasingly skilled in manufacturing and marketing products at the local level over time. Decentralization is emphasized here, and there exists a direct relationship between the physical distance and different environments between the parent and subsidiary and the level of decentralization. In other words, the farther apart the two units are in either geographic area or cultural beliefs, the higher the level of decentralization.

Experience proves to be a simple indicator of efficiency. For example, if the subsidiary has highly competent local managers, the chances for decentralization are increased because the home office has more confidence in delegating to the local level and less to gain by making all the important decisions. Conversely, if the local managers are inexperienced or not highly effective, the MNC likely will centralize decision making and make many of the major decisions at headquarters. Furthermore, if the firm itself has a great deal of international experience, its operations will likely be more centralized, as it has already exhibited a high efficiency level, and increasing management decision making at the local level may slow processes.

Protection of goods and services is also important to an MNC. It would not be a very lucrative experience to spend valuable time and money on R&D processes only to have competitors successfully mimic products and essentially take away market share. For this reason and many others, it is common for MNCs to centralize operations when dealing with sophisticated levels of technology. This is particularly true for high-tech, research-intensive firms such as computer and pharmaceutical companies, which do not want

their technology controlled at the local level. Furthermore, a company is likely to centralize decision-making processes when there are important brand names or patent rights involved, as it wants to create as much protection as possible.

In some areas of operation, MNCs tend to retain decision Page 385 making at the top (centralization); other areas fall within the domain of subsidiary management (decentralization). It is most common to find finance, R&D, and strategic planning decisions being made at MNC headquarters, with the subsidiaries working within the parameters established by the home office. In addition, when the subsidiary is selling new products in growing markets, centralized decision making is more likely. As the product line matures and the subsidiary managers gain experience, however, the company will start to rely more on decentralized decision making. These decisions involve planning and budgeting systems, performance evaluations, assignment of managers to the subsidiary, and use of coordinating committees to mesh the operations of the subsidiary with the worldwide operations of the MNC. The right degree of centralized or decentralized decision making can be critical to the success of the MNC.

Deloitte, the accounting and management consulting firm, describes some of the challenges associated with postmerger integration in the area of centralization and decentralization:

The union of two European engineering companies is a prime example of a merger that brought together companies with very different structures—a business unit of a much larger corporation and a stand-alone company. The business unit had a more decentralized management approach with responsibilities delegated within functional areas such as procurement and IT. In contrast, the stand-alone company had a more centralized approach with a strong corporate headquarters retaining control over IT, finance, procurement and HR. Bringing these two disparate structures together without reconciling these differences almost destroyed the new company. Sales plummeted and key people left, unable to adjust to the new corporate structure. Within three years the company collapsed, to be swiftly scooped up by a competitor.²⁰

Cultural Differences and Comparative Examples of Decision Making

Culture, whether outside or within the organization (see [Chapters 4](#) and [6](#), respectively), has an effect on how individuals and businesses perceive situations and subsequently react. This knowledge raises the question, Do decision-making philosophies and practices differ from country to country? Research shows that to some extent they do, although there also is evidence that many international operations, regardless of foreign or domestic ownership, use similar decision-making norms.

One study showed that French and Danish managers do not approach the decisionmaking process in the same manner.²¹ French managers tend to spend ample time on searching for and evaluating alternatives (see [Figure 11-1](#)), exhibiting rationality and intelligence in each option. While the French approach each opportunity with a sense of creativity and logic, they tend to become quite emotionally charged rather quickly if challenged. Middle managers report to higher-level managers, who ultimately make the final decision. Therefore, the individualistic nature of the French creates an environment in which middle managers vie for the recognition and praise of the upper management. Furthermore, middle-management implementation of ideas tends to be lacking because that stage is often seen as boring, practical work that lacks the prestige managers strive to achieve. Control, discussed later in the chapter, is quite high in French firms at every level, so, where implementation fails, control will compensate.

Danish managers tend to emphasize different stages in the decision-making process (see [Figure 11-1](#)). They do not spend as much time searching or analyzing alternatives to optimize production but, instead, choose the option that can be started and implemented quickly and still bring about the relative desired results. They are less emotionally responsive and tend to take

a straightforward approach. Danes do not emphasize control in operations because it tends to be a sign that management lacks confidence in the areas that “require” high control. The cooperative as opposed to individualistic emphasis in Danish corporations, coupled with a results-oriented environment, breeds a situation in which decisions are made quickly and middle managers are given autonomy.

Overall, the Danes' pragmatic nature and the French need for intellectual prowess mark why each is more adept at different stages of the decision-making process. The French tend to be better at stages 4, 5, and 9, ^{Page 386} while the Danes are more adept at stages 6, 7, and 8 (see [Figure 11-1](#)). As one Danish manager in France says,

They [the Danes and the French] do not analyze and synthesize the same way. The French tend to think that the Danes are not thorough enough, and the Danes tend to think that the French are too complicated. At his desk, the Frenchman tends to keep on working on the case. He seems to agree neither with his surroundings nor with himself. This means that when he has analyzed a case and has come to a conclusion, then he would like to go over it once more. I think that Frenchmen think in a more synthetic way ... and he has a tendency to say: “well, yes, but what if it can still be done in another maybe smarter way.” This means that in fact he is wasting time instead of making improvements.²²

In Germany, managers focus more on productivity and quality of goods and services than on managing subordinates, which often translates into companies pursuing long-term approaches. In addition, management education is highly technical, and a legal system called [codetermination](#) requires workers and their managers to discuss major decisions. As a result, German MNCs tend to be fairly centralized, autocratic, and hierarchical. Scandinavian countries also have codetermination, but the Swedes focus much more on quality of work life and the importance of the individual in the organization. As a result, decision making in Sweden is decentralized and participative.

[codetermination](#)

A legal system that requires workers and their managers to discuss major decisions.

The Japanese are somewhat different from the Europeans, though they still employ a long-term focus. They make heavy use of a decision-making process called [ringisei](#), or decision making by consensus. Under this system, any changes in procedures and routines, tactics, and even strategies of a firm are organized by those directly concerned with those changes. The final decision is made at the top level after an elaborate examination of the proposal through successively higher levels in the management hierarchy and resulting in the acceptance or rejection of a decision only through consensus at every echelon of the management structure.²³

[ringisei](#)

A Japanese term that means “decision making by consensus.”

Sometimes Japanese consensus decision making can be very time-consuming. However, in practice most Japanese managers know how to respond to “suggestions” from the top and to act accordingly—thus saving a great deal of time. Many outsiders misunderstand how Japanese managers make such decisions. In Japan, what should be done is called [tatemae](#), while what one really feels, which may be quite different, is [honne](#). Because it is vital to do what others expect in a given context, situations arise that often strike Westerners as a game of charades. Nevertheless, it is very important in Japan to play out the situation according to what each person believes others expect to happen.

[tatemae](#)

A Japanese term that means “doing the right thing” according to the norm.

honne

A Japanese term that means “what one really wants to do.”

Another cultural difference is how managers view time in the decision-making process. As we saw from the French-Danish example earlier, the French do not value time as much as their counterparts. The French want to ensure that the best alternative is put into action, while the Danes want to act first and take advantage of opportunities. This is key in many international decision-making processes, as globalization has opened the door to extreme competition, and all players need to be able to both identify and make the most of profitable prospects.

In another study of decision making in teams, composed of Swedes, Germans, and combinations of the two, the researchers found that the Swedish teams featured higher team orientation, flatter organizational hierarchies, and more open-minded and informal work attitudes. In this study, the German team members were perceived to be faster in decision making, to have clearer responsibilities for the individual, and to be more willing to accept a changed or unpopular decision. In the Swedish teams, decision making appeared more transparent and less formal. On the German teams, the process was largely dominated by the decision authority of an expert in the field. This was in contrast to the group decision-making style used in the Swedish teams.²⁴

Total Quality Management Decisions

To achieve world-class competitiveness, MNCs are finding that a commitment to total quality management is critical. Total quality management (TQM) is an organizational strategy and accompanying techniques that result in delivery of high-quality products or services to customers.²⁵ The concept and techniques of TQM,

which were introduced in [Chapter 8](#) in relation to strategic planning, also are relevant to decision making and controlling.

total quality management (TQM)

An organizational strategy and the accompanying techniques that result in the delivery of high-quality products or services to customers.

One of the primary areas where TQM is having a big impact is in manufacturing. A number of TQM techniques have been successfully applied to improve the quality of manufactured goods. One is the use of concurrent engineering/interfunctional teams in which designers, engineers, production specialists, and customers work together to develop new products. This approach involves all the necessary parties and overcomes what used to be an all-too-common procedure: The design people would tell the manufacturing group what to produce, and the latter would send the finished product to retail stores for sale to the customer. Today, MNCs taking a TQM approach are customer-driven. They use TQM techniques to tailor their output to customer needs, and they require the same approach from their own suppliers.²⁶ Recently, Lenovo has transformed its design process from an engineer-driven one to a customer-driven one. In 2019, the company partnered with IBM to begin using blockchain technology to improve the customer service experience, and, in 2016, the company developed an application that pulls together unstructured customer feedback from a variety of sources, including YouTube comments, online forums, and traditional call centers, and organizes the data in a useful way, so that Lenovo can design tablets and products that best meet consumer demands.^{27,28}

A particularly critical issue is how much decision making to delegate to subordinates. TQM uses employee [empowerment](#). Individuals and teams are encouraged to generate and implement ideas for improving quality and are given the decision-making authority and necessary resources and information

to implement them. Many MNCs have had outstanding success with empowerment. For example, General Electric credits employee empowerment with cutting in half the time needed to change product-mix production of its dishwashers in response to market demand.

empowerment

The process of giving individuals and teams the resources, information, and authority they need to develop ideas and effectively implement them.

Another TQM technique that is successfully employed by MNCs is rewards and recognition. These range from increases in pay and benefits to the use of merit pay, discretionary bonuses, pay-for-skills and knowledge plans, plaques, and public recognition. The important thing to realize is that the rewards and recognition approaches that work well in one country may be ineffective in another. For example, individual recognition in the U.S. may be appropriate and valued by workers, but, in Japan, group rewards are more appropriate, as the Japanese do not like to be singled out for personal praise. Similarly, although putting a picture or plaque on the wall to honor an individual is common practice in the United States, these rewards are frowned on in Finland, for they remind the workers that their neighbors, the Russians, used this system to encourage people to increase output (but not necessarily quality), and, while the Russian economy is beginning to make headway, it was once in shambles in part due to poor decision making.

Still another technique associated with TQM is the use of ongoing training to achieve continual improvement. This training takes a wide variety of forms, ranging from statistical quality control techniques to team meetings designed to generate ideas for streamlining operations and eliminating waste. In all cases, the objective is to apply what the Japanese call [kaizen](#), or continuous improvement. By adopting a TQM perspective and applying the techniques discussed earlier, MNCs find that they can both develop and

maintain a worldwide competitive edge. A good example is provided by Herman Miller, an American office furniture company. Herman Miller manufactures some of the best-selling office task chairs worldwide. Over the last 20 years, the company has used the kaizen mindset to improve quality by 1,000 percent and productivity by 500 percent. Originally, it took approximately 82 seconds for Herman Miller to produce a single chair from its production line. Today, it takes only 17 seconds.²⁹ [Table 11-2](#) provides some examples of the new thinking that is now emerging regarding quality.

kaizen
 A Japanese term that means “continuous improvement.”

Table 11-2
The Emergence of New Beliefs Regarding Quality

Old Myth	New Truth
Quality is the responsibility of the people in the quality control department.	Quality is everyone's job.
Training is costly.	Training does not cost; it saves.
New quality programs have high initial costs.	The best quality programs do not have up-front costs.
Better quality will cost the company a lot of money.	As quality goes up, costs come down.
The measurement of data should be kept to a minimum.	An organization cannot have too much relevant data on hand.

Old Myth

It is human to make mistakes.

Some defects are major and should be addressed, but many are minor and can be ignored.

Quality improvements are made in small, continuous steps.

Quality improvement takes time.

Haste makes waste.

Quality programs are best oriented toward areas such as products and manufacturing.

After a number of quality improvements, customers are no longer able to see additional improvements.

New Truth

Perfection—total customer satisfaction—is a standard that should be vigorously pursued.

No defects are acceptable, regardless of whether they are major or minor.

In improving quality, both small and large improvements are necessary.

Quality does not take time; it saves time.

Thoughtful speed improves quality.

Quality is important in all areas, including administration and service.

Customers are able to see all improvements, including those in price, delivery, and performance.

Old Myth	New Truth
Good ideas can be found throughout the organization.	Good ideas can be found everywhere, including in the operations of competitors and organizations providing similar goods and services.
Suppliers need to be price competitive.	Suppliers need to be quality competitive.

Source: Hodgetts, Richard M. "Measures of Quality and High Performance." American Management Association (AMA), 1998.

Ford Motor Company has been able to thrive in the post-global recession environment due in part to its implementation of kaizen principles. As a former vice president at Boeing, Ford CEO Alan Mulally took the philosophy with him when he went to Ford in 2006. By focusing on implementing more efficient procedures, Ford was able to create 5,000 new jobs in the United States in 2014.³⁰

Indirectly related to TQM is ISO 9000, International Standards Page 388 Organization (ISO) certification, to ensure quality products and services. Areas that are examined by the ISO certification team include design (product or service specifications), process control (instruction for manufacturing or service functions), purchasing, service (e.g., instructions for conducting after-sales service), inspection and testing, and training. ISO 9000 certification is becoming a necessary prerequisite to doing business in the EU, but it also is increasingly used as a screening criterion for bidding on contracts or getting business in the United States and other parts of the world.

Decisions for Attacking the Competition

Another series of key decisions relates to MNC actions that are designed to attack the competition and gain a foothold in world markets. An example is Ford Motor Company's decision to challenge other automakers, like Tata, and to be a major player in developing markets, such as Asia and Africa. As a result of this decision, Ford has been shifting production closer to the local consumer and away from its stagnant U.S. home market. In 2017, Ford inaugurated the opening of a manufacturing plant for its pickup truck, the Ranger, in Lagos, Nigeria. As Ford's first plant in Africa outside of South Africa, the new Lagos facility provided Ford with the infrastructure and manufacturing capacity necessary for future growth. The plant has the Page 389 capacity to produce up to 20,000 vehicles annually.^{31,32} Ford has also opened plants in China and Thailand in recent years, with the ability to produce more than 100,000 vehicles every year for the local Asian market.³³

Another example of decision making for attacking the competition is provided by the global luxury car industry. While German automakers Audi, Mercedes-Benz, and BMW all share the same goal of leading the international luxury vehicle market, the companies are taking different approaches to beat the competition. Audi has made the decision to target younger professionals in established markets. This strategy is reflected in the company's new, trendy body designs. Though the demographics of the luxury vehicle market favors older consumers, Audi's approach has been fairly successful. More than 200,000 units are now sold annually in the U.S.³⁴ Conversely, BMW has attempted to undermine the competition by focusing on providing more options and personalization for its consumers. With a variety of engine and body options, the company offers more than 100 different combinations for its luxury vehicles in the U.S. And Mercedes, which holds the largest share of the luxury vehicle market, has taken a lowest-cost strategy. With its CLA 250

starting at under US\$30,000, the luxury sedan offers high value for a price that is less than that of the average car sale in the U.S.^{35,36}

■ Decision and Control Linkages

Decision making and **controlling** are two vital and often interlinked functions of international management. As an example of a company that struggled with control issues, Canadian company BlackBerry Limited (formerly Research in Motion) ultimately failed in the smartphone industry due to its slow market response. Over the course of just six years, BlackBerry evolved from the most promising phone producer to just a footnote. In 2009, BlackBerry was one of the fastest-growing companies in the world, with an 84 percent increase in earnings.³⁷ BlackBerry held an estimated 41 percent share of the smartphone market in the U.S. by 2010, making it more popular than Apple's iPhone. However, as Apple and Samsung introduced touchscreens and innovated to meet customer demands, BlackBerry continued producing phones with full keyboards. In the high-tech sector, where the pace of change is incredibly fast, BlackBerry's resistance to meeting customer expectations led to a rapid decline in market share. By the time BlackBerry finally adapted to the evolving mobile market, it was too late: In 2016, BlackBerry stopped manufacturing new devices, and, by 2019, the company's market share had plummeted to close to 0 percent.^{38,39,40}

controlling

The process of evaluating results in relation to plans or objectives and deciding what action, if any, to take.

Another example of how the control function plays out is Universal Studios Japan. To attract visitors to the Osaka location, this new theme park was specially built based on feedback from Japanese tourists at Universal

parks in Orlando and Los Angeles. The company wanted to learn what these visitors liked and disliked and then use this information in its Osaka park. One theme clearly emerged: The Japanese wanted an authentic American experience but also expected the park to cater to their own cultural preferences. In the process of controlling the creation of the new park, thousands of decisions were made regarding what to include and what to leave out. For example, seafood pizza and gumbo-style soup were put on the menu, but a fried-shrimp concoction with colored rice crackers was rejected. It was decided that in a musical number based on the movie *Beetle-juice*, the main character should talk in Japanese and his sidekicks would speak and sing in English. The decision to put in a restaurant called Shakin's, based on the 1906 San Francisco earthquake, turned out not to be a good idea because Osaka has had terrible earthquakes that killed thousands of people.

Other decisions were made to give the “American” park a uniquely Japanese flavor. The nation's penchant for buying edible souvenirs inspired a 6,000-square-foot confection shop packed with Japanese sweets such as dinosaur-shaped bean cakes. Restrooms include Japanese-style squat toilets. Even the park layout caters to the tendency of Japanese crowds to flow clockwise in an orderly manner, contrary to more chaotic U.S. crowds that steer right. And millions of dollars were spent on the Jurassic Park Page 390 water slide to widen the landing pond, redesign boat hulls, and install underwater wave-damping panels to reduce spray. Why? Many fastidious Japanese don't like to get wet, even on what's billed as one of the world's biggest water slides.⁴¹

The efforts to design a uniquely Japanese theme park with an American feel seem to be paying off. Twenty years after first opening, Universal Studios Japan is now the fifth-most-visited amusement park worldwide, attracting over 14 million visitors in 2018.⁴² Universal Studios Japan is one of only two non-Disney parks to make the top 10 attendance list.⁴³ The company has

discovered that creating an emotional connection between the consumer and the park, instead of focusing on the power of Hollywood, encourages people to frequent the park. The success that Universal has had in integrating Japanese and American cultures has encouraged the company to expand further into the Asian market; in fact, plans are already in place to open Universal Studios in Moscow, Beijing, and South Korea between 2021 and 2022.⁴⁴ (See the related discussion in [In-Depth Integrative Case 2.1b](#) on Disney in Asia at the end of [Part Two](#).)

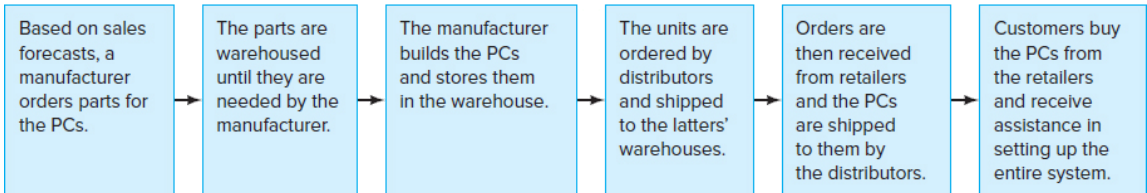
■ The Controlling Process

As previously stated, controlling involves evaluating results in relation to plans or objectives and deciding what action to take next. An excellent illustration of this process can be seen through ExxonMobil's recent strategic changes to its investments in Russia. In 2012 and 2014, the U.S.-based company joined with Russian-based Rosneft to form a series of joint ventures to tap into the Russian Arctic oil and gas fields. The investment looked like a wise decision initially; teaming with Rosneft would allow ExxonMobil access to Russia's massive natural resource reserves, and the deal made ExxonMobil one of the largest foreign players inside Russia. However, U.S.-imposed sanctions in 2014 in the wake of the annexation of Crimea resulted in increased complexity and fines for the company. In 2018, ExxonMobil announced its intentions to withdraw from the joint ventures, resulting in a US\$200 million loss but freeing up capital to allow ExxonMobil to invest elsewhere.⁴⁵

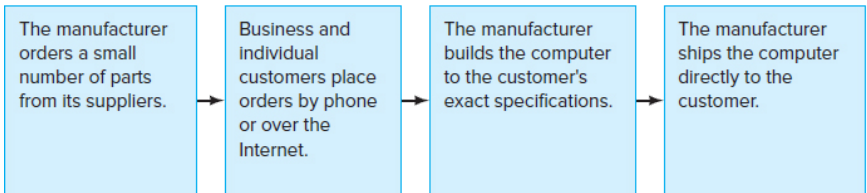
The control process is, of course, crucial for MNCs in the fast-moving personal computer (PC) business. Until the mid-1990s, PCs were built using the traditional model shown in [Figure 11-2](#). Today, the direct-sales model and the hybrid model are the most common. PC firms are finding that they must

keep on the cutting edge more than any other industry because of the relentless pace of technological change. This is where the control function becomes especially critical for success. For example, stringent controls keep the inventory in the system as small as possible. PCs are manufactured using a just-in-time approach (a customer orders the unit and has it made to specifications) or an almost just-in-time approach (a retailer orders 30 units and sells them all within a few weeks). Because technology in the PC industry changes so quickly, any units that are not sold in retail outlets within 60 days may be outdated and must be severely discounted and sold for whatever the market will bear. In turn, these costs are often assumed by the manufacturer. As a result, PC manufacturers are very much inclined to build to order or to ship in quantities that can be sold quickly. In this way, the firm's control system helps ensure that inventory moves through the system profitably.⁴⁶

Traditional Model



Direct-Sales Model



Hybrid Model

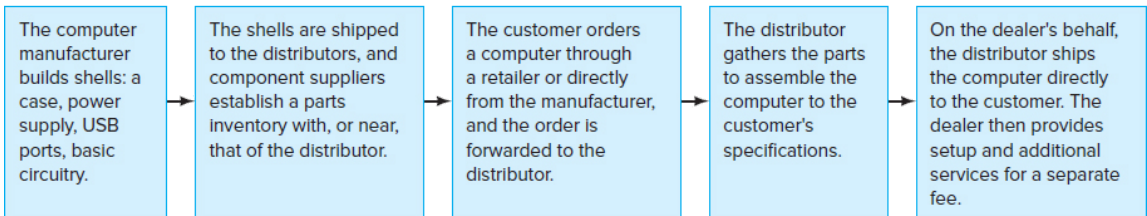


Figure 11-2
Models of PC Manufacturing

Of particular interest is how companies attempt to control their overseas operations to become integrated, coordinated units. A number of control problems may arise: (1) The objectives of the overseas operation and the corporation may conflict. (2) The objectives of joint-venture partners and corporate management may not be in accord. (3) Degrees of experience and competence in planning vary widely among managers running the various overseas units. (4) Finally, there may be basic philosophic disagreements about the objectives and policies of international operations, largely because of cultural differences between home- and host-country managers. The following discussion examines the various types of control that are used in international operations and the approaches that are often taken in dealing with typical problems.

Types of Control

There are two common, complementary ways of looking at how MNCs control operations. One way is by determining whether the enterprise chooses to use internal or external control in devising its overall strategy. The other is by looking at the ways in which the organization uses direct and indirect controls.

Internal and External Control From an internal control standpoint, an MNC will focus on the things that it does best. At the same time, of course, management wants to ensure that there is a market for the goods and services that it is offering. So the company first needs to find out what the customers want and be prepared to respond appropriately. This requires an external control focus. Naturally, every MNC will give consideration to both internal and external perspectives on control. However, one is often given more attention than the other. In explaining this idea, Trompenaars and Hampden-

Turner set forth four management views regarding how a control strategy should be devised and implemented:

1. No one dealing with customers is without a strategy of sorts. Our task is to find out which of these strategies work, which don't, and why. Devising our own strategy in the abstract and imposing it downwards only spreads confusion.
2. No one dealing with customers is without a strategy of sorts. Our task is to find out which of these strategies work and then create a master strategy from proven successful initiatives by encouraging and combining the best.
3. To be a leader is to be the chief deviser of strategy. Using all the experience, information, and intelligence we can mobilize, we need to devise an innovative strategy and then cascade it down the hierarchy.
4. To be a leader is to be the chief deviser of strategy. Using all the experience, information, and intelligence we can mobilize, we must create a broad thrust while leaving it to subordinates to fit these to customer needs.⁴⁷

Page 392

Trompenaars and Hampden-Turner ask managers to rank each of these four statements by placing a “1” next to the one they feel would most likely be used in their company, a “2” next to the second most likely, and on down to a “4” next to the one that would be the last choice. This ranking helps managers better see whether they use an external or an internal control approach. Answer 1 focuses most strongly on an external-directed approach and rejects the internal control option. Answer 3 represents the opposite. Answer 2 affirms a connection between an external-directed strategy and an inner-directed one, while answer 4 does the opposite.⁴⁸

Cultures differ in the control approach they use. For example, among U.S. MNCs, it is common to find managers using an internal control approach. Among Asian firms, an external control approach is more typical. [Table 11-3](#) provides some contrasts between the two.

Table 11-3

The Impact of Internal- and External-Oriented Cultures on the Control Process

Key Differences between ...	
Internal Control	External Control
Often dominating attitude bordering on aggressiveness toward the environment	Often flexible attitude, willing to compromise and keep the peace
Conflict and resistance mean that a person has convictions.	Harmony, responsiveness, and sensibility are encouraged.
The focus is on self, function, one's own group, and one's own organization.	The focus is on others such as customers, partners, and colleagues.
There is discomfort when the environment seems "out of control" or changeable.	There is comfort with waves, shifts, and cycles, which are regarded as "natural."
Tips for Doing Business with ...	
Internally Controlled (for	Externally Controlled

externals)	(for internals)
Playing “hardball” is legitimate to test the resilience of an opponent.	Softness, persistence, politeness, and long patience will get rewards.
It is most important to “win your objective.”	It is most important to maintain one's relationships with others.
Win some, lose some.	Win together, lose apart.

Source: Trompenaars, Alfons, and Charles Hampden Turner. *Riding the Waves of Culture: Understanding Cultural Diversity in Global Business*. New York: McGraw Hill, 1998.

Direct Controls Direct controls involve the use of face-to-face or personal meetings to monitor operations. A good example is how International Telephone and Telegraph (ITT) holds monthly management meetings at its New York headquarters. These meetings are run by the CEO of the company, and reports are submitted by each ITT unit manager throughout the world. Problems are discussed, goals set, evaluations made, and actions taken that will help the unit improve its effectiveness.

direct controls
 The use of face-to-face or personal meetings for the purpose of monitoring operations.

Another common form of direct control is visits by top executives to overseas affiliates or subsidiaries. During these visits, top managers can learn firsthand the problems and challenges facing the unit and offer assistance.

A third form is the staffing practices of MNCs. By determining whom to send overseas to run the unit, the corporation can directly control how the operation will be run. The company will want the manager to make operating decisions and handle day-to-day matters, but the individual also will know which decisions should be cleared with the home office. In fact, this approach to direct control sometimes results in a manager who is more responsive to central management than to the needs of the local unit.

Finally, a fourth form is the organizational structure itself. By Page 393 designing a structure that makes the unit highly responsive to home-office requests and communications, the MNC ensures that all overseas operations are run in accord with central management's desires. This structure can be established through formal reporting relationships and chain of command (who reports to whom).

Indirect Controls Indirect controls involve the use of reports and other written forms of communication to control operations. One of the most common examples is the use of monthly operating reports that are sent to the home office. Other examples, which typically are used to supplement the operating report, include financial statements such as balance sheets, income statements, cash budgets, and financial ratios that provide insights into the unit's financial health. The home office will use these operating and financial data to evaluate how well things are going and make decisions about necessary changes. Three sets of financial statements usually are required from subsidiaries: (1) statements prepared to meet the national accounting standards and procedures prescribed by law and other professional organizations in the host country, (2) statements prepared to comply with the accounting principles and standards required by the home country, and (3) statements prepared to meet the financial consolidation requirements of the home country.

indirect controls

The use of reports and other written forms of communication to control operations.

Indirect controls are particularly important in international management because of the great expense associated with direct methods of control. Typically, MNCs will use indirect controls to monitor performance on a monthly basis, while direct controls are used semiannually or annually. This dual approach often provides the company with effective control of its operations at a price that also is cost-effective.

Approaches to Control

International managers can take many different approaches to control. These approaches typically are dictated by the MNC's philosophy of control, the economic environment in which the overseas unit is operating, and the needs and desires of the managerial personnel who staff the unit. Working within control parameters, MNCs will structure their processes so that they are as efficient and effective as possible. Typically, the tools used will give the unit manager the autonomy needed to adapt to changes in the market as well as to attract competent local personnel. These tools will also provide for coordination of operations with the home office, so that the overseas unit operates in harmony with the MNC's overall strategic plan.

Some control tools are universal. For example, all MNCs use financial tools in monitoring overseas units. This was true as long as over four decades ago, when the following was reported:

The cross-cultural homogeneity in financial control is in marked contrast to the heterogeneity exercised over the areas of international operations. American subsidiaries of Italian and Scandinavian firms are virtually independent operationally from their parents in functions pertaining to marketing, production, and research and development; whereas, the subsidiaries of German and

British firms have limited freedom in these areas. Almost no autonomy on financial matters is given by any nationality to the subsidiaries.⁴⁹

Some Major Differences MNCs control operations in many different ways, and these often vary considerably from country to country. For example, how British firms monitor their overseas operations often is different from how German or French firms do. Similarly, U.S. MNCs tend to have their own approach to controlling, and it differs from both European and Japanese approaches. When Horovitz examined the key characteristics of top management control in Great Britain, Germany, and France, he found that British controls had four common characteristics: (1) Financial records were sophisticated and heavily emphasized. (2) Top management tended to Page 394 focus its attention on major problem areas and did not get involved in specific, detailed matters of control. (3) Control was used more for general guidance than for surveillance. (4) Operating units had a large amount of marketing autonomy.⁵⁰

This model was in marked contrast to that of German managers, who employed very detailed control and focused attention on all variances, large and small. These managers also placed heavy control on the production area and stressed operational efficiency. In achieving this centralized control, the managers used a large central staff for measuring performance, analyzing variances, and compiling quantitative reports for senior executives. Overall, the control process in the German firms was used as a policing and surveillance instrument. The French managers employed a control system that was closer to that of the Germans than to the British. Control was used more for surveillance than for guiding operations, and the process was centrally administered. Even so, the French system was less systematic and sophisticated.⁵¹

How do U.S. MNCs differ from their European counterparts? One comparative study found that a major difference is that U.S. firms tend to rely much more heavily on reports and other performance-related data. Americans make greater use of output control, and Europeans rely more heavily on behavioral control. Commenting on the differences between these two groups, the researcher noted, “This pattern appears to be quite robust and continues to exist even when a number of common factors that seem to influence control are taken into account.”⁵² Following are some specific findings from this study:

1. Control in U.S. MNCs focuses more on the quantifiable, objective aspects of a foreign subsidiary, while control in European MNCs tends to be used to measure more qualitative aspects. The U.S. approach allows comparative analyses between other foreign operations as well as domestic units; the European measures are more flexible and allow control to be exercised on a unit-by-unit basis.
2. Control in U.S. MNCs requires more precise plans and budgets in generating suitable standards for comparison. Control in European MNCs requires a high level of companywide understanding and agreement regarding what constitutes appropriate behavior and how such behavior supports the goals of both the subsidiary and the parent firm.
3. Control in U.S. MNCs requires large central staffs and centralized information-processing capability. Control in European MNCs requires a larger cadre of capable expatriate managers who are willing to spend long periods of time abroad. This control characteristic is reflected in the career approaches used in the various MNCs. Although U.S. multinationals do not encourage

lengthy stays in foreign management positions, European MNCs often regard these positions as stepping-stones to higher offices.

4. Control in European MNCs requires more decentralization of operating decision making than does control in U.S. MNCs.
5. Control in European MNCs favors short, vertical spans or reporting channels from the foreign subsidiary to responsible positions in the parent company.⁵³

As noted in the discussion of decision making, these differences help explain why many researchers have found European subsidiaries to be more decentralized than U.S. subsidiaries. Europeans rely on the managerial personnel they assign from headquarters to run the unit properly. Americans tend to hire a greater percentage of local management people and control operations through reports and other objective, performance-related data. The difference results in Europeans' relying more on socio-emotional control systems and Americans' opting for task-oriented, objective control systems.

Evaluating Approaches to Control Is one control approach any better than the other? The answer is that each seems to work best for its respective group. Some studies predict that as MNCs increase in size, they ^{Page 395} likely will move toward the objective orientation of the U.S. MNCs.

Commenting on the data gathered from large German and U.S. MNCs, two researchers concluded,

Control mechanisms have to be harmonized with the main characteristics of management corporate structure to become an integrated part of the global organization concept and to meet situational needs. Trying to explain the differences in concepts of control, we have to consider that the companies of the U.S. sample were much larger and more diversified. Accordingly, they use different corporate structures, combining operational units into larger units and integrating these through primarily centralized, indirect, and task-oriented control. The German companies have not (yet) reached this size and complexity, so a behavioral model of control seems to be fitting.⁵⁴

Thus, in deciding which form of control to use, MNCs must determine whether they want a more bureaucratic or a more cultural control approach, and, from the cultural perspective, it must be remembered that this control will vary across subsidiaries.

■ Performance Evaluation as a Mechanism of Control

A number of performance measures are used for control purposes. Three of the most common evaluate financial performance, quality performance, and personnel performance.

Financial Performance

Financial performance evaluation of a foreign subsidiary or affiliate is usually based on profit and loss and return on investment. **Profit** and loss (P&L) is the amount remaining after all expenses are deducted from total revenues. **Return on investment (ROI)** is measured by dividing profit by assets; some firms use profit divided by owners' equity (return on owners' investment, or ROOI) in referring to the return-on-investment performance measure. In any case, the most important part of the ROI calculation is profits, which often can be manipulated by management. Thus, the amount of profit directly relates to how well or how poorly a unit is judged to perform. For example, if an MNC has an operation in both country A and country B and taxes are lower in country A, the MNC may be able to benefit if the two units have occasion to do business with each other. This benefit can be accomplished by having the unit in country A charge higher prices than usual to the unit in country B, thus providing greater net profits to the MNC. Simply put, sometimes differences in tax rates can be used to maximize overall MNC profits. This same basic form of manipulation can be used in transferring money from one country to another, which can be explained as follows:

Transfer prices are manipulated upward or downward depending on whether the parent company wishes to inject or remove cash into or from a subsidiary. Prices on imports by a subsidiary from a related subsidiary are raised if the multinational company wishes to move funds from the receiver to the seller, but they are lowered if the objective is to keep the funds in the importing subsidiary... Multinational companies have been known to use transfer pricing for moving excess cash from subsidiaries located in countries with weak currencies to countries with strong currencies in order to protect the value of their current assets.⁵⁵

profit

The amount remaining after all expenses are deducted from total revenues.

return on investment (ROI)

Return measured by dividing profit by assets.

The so-called bottom-line (i.e., profit or loss) performance of subsidiaries also can be affected by a devaluation or revaluation of local currency. For example, if a country devalues its currency, then subsidiary export sales will increase because the price of these goods will be lower for foreign buyers, whose currencies now have greater purchasing power. If the country revalues its currency, then export sales will decline because the price of goods for foreign buyers will rise because their currencies now have less purchasing power in the subsidiary's country. Likewise, a devaluation of the currency will increase the cost of imported materials and supplies for the subsidiary, and a revaluation will decrease these costs because of the relative changes in the purchasing power of local currency. Because devaluation and revaluation of local currency are outside the control of the overseas unit, bottom-line performance sometimes will be a result of external conditions that do not accurately reflect how well the operation actually is being run, which should be considered when evaluating a subsidiary's performance.

Of course, not all bottom-line financial performance is a result of manipulation or external economic conditions. Frequently, other forces account for the problem. For example, Volkswagen has long struggled to meet profit margin goals. One reason for this poor performance is that labor costs in Lower Saxony, where approximately half its workforce is located and workers are strongly unionized, are very high. Workers there produce only 40 vehicles per employee annually, in contrast to the VW plant in Navarra, Spain, which turns out 79 vehicles per employee per year. Why doesn't VW move work to lower-cost production sites? The major reason is that the state of Lower Saxony owns 20 percent of the company's voting stock, so the workers' jobs are protected. As recently as 2019, Volkswagen management proposed massive cost-cutting measures to increase profitability and the possibility of opening a lower-cost factory in Eastern Europe, but union representatives in Lower Saxony have fought back, fearing local job losses.^{56,57} Simply put, relying solely on financial results to evaluate performance can result in misleading conclusions.

Quality Performance

Just as quality has become a major focus in decision making, it also is a major dimension of the modern control process of MNCs. The term *quality control (QC)* has been around for a long time, and it is a major function of production and operations management. Besides the TQM techniques of concurrent engineering/interfunctional teams, employee empowerment, reward/recognition systems, and training, discussed earlier in this chapter in the context of decision making, another technique more directly associated with the control function is the use of quality circles, which have been popularized by the Japanese. A **quality control circle (QCC)** is a group of workers who meet on a regular basis to discuss ways of improving the quality

of work. This approach has helped many MNCs dramatically improve the quality of their goods and services.

quality control circle (QCC)

A group of workers who meet on a regular basis to discuss ways of improving the quality of work.

Why are Japanese-made goods of higher quality than the goods of many other countries? The answer cannot rest solely on technology because many MNCs have the same or superior technology, or the financial ability to purchase it. There must be other causal factors. The nearby International Management in Action box “How the Japanese Do Things Differently” gives some details about these factors. One study attempted to answer the question by examining the differences between Japanese and U.S. manufacturers of air conditioners.⁵⁸ In this analysis, many of the commonly cited reasons for superior Japanese quality were discovered to be inaccurate. So what were the reasons for the quality differences?

One reason was the focus on keeping the workplace clean and ensuring that all machinery and equipment were properly maintained. The Japanese firms were more careful in handling incoming parts and materials, work-in-process, and finished products than their U.S. counterparts. The Japanese companies also employed equipment fixtures to a greater extent than did the U.S. manufacturers in ensuring the proper alignment of parts during final assembly.

The Japanese minimized worker error by assigning new employees to existing work teams or pairing them with supervisors. In this way, the new workers gained important experience under the watchful eye of someone who could correct their mistakes.

Another interesting finding was that the Japanese made effective use of QCCs. Quality targets were set, and responsibility for their attainment then

fell on the circle while management provided support assistance. This was stated by the researcher as follows:

In supporting the activities of their QCCs, the Japanese firms in this industry routinely collected extensive quality data. Information on defects was compiled daily, and analyzed for trends. Perhaps most important, the data were made easily accessible to line workers, often in the form of publicly posted charts. More detailed data were available to QCCs on request.⁵⁹

International Management in Action

How the Japanese Do Things Differently

Japanese firms do a number of things extremely well. One is to train their people carefully, a strategy that many successful U.S. firms also use. Another is to try to remain on the technological cutting edge. A third, increasingly important because of its uniqueness to the Japanese, is to keep a keen focus on developing and bringing to market goods that are competitively priced.

In contrast to Western firms, many Japanese companies use a “target cost” approach. Like other multinational firms, Japanese companies begin the new-product development process by conducting marketing research and examining the characteristics of the product to be produced. At this point, however, the Japanese take a different approach. The traditional approach used by MNCs around the world is next to go into designing, engineering, and supplier pricing and then to determine if the cost is sufficiently competitive to move ahead with manufacturing. Japanese manufacturers, in contrast, first

determine the price that the consumer most likely will accept, and then they work with design, engineering, and supply people to ensure that the product can be produced at this price. The other major difference is that after most firms manufacture a product, they engage in periodic cost reductions. The Japanese, however, use a kaizen approach, which fosters continuous cost-reduction efforts.

The critical difference between the two systems is that the Japanese get costs out of the product during the planning and design stages. Additionally, they look at profit in terms of product lines, rather than just individual goods, so a consumer product that would be rejected for production by a U.S. or European firm because its projected profitability was too low may be accepted by a Japanese firm because the product will attract additional customers to other offerings in the line. A good example is Sony, which decided to build a smaller version of its compact personal stereo system and market it to older consumers. Sony knew that the profitability of the unit would not be as high as usual, but it went ahead because the product would provide another market niche for the firm and strengthen its reputation. Also, a side benefit is that once a product is out there, it may appeal to an unanticipated market. This was the case with Sony's compact personal stereo system. The unit caught on with young people, and Sony's sales were 50 percent greater than anticipated. Had Sony based its manufacturing decision solely on "stand-alone" profitability, the unit never would have been produced.

These approaches are not unique to Japanese firms. Foreign companies operating in Japan are catching on and

using them as well. Coca-Cola Japan is the leading company in the Japanese soft drink market, which sees the introduction of more than 1,000 new products each year. Most offerings do not last very long, and a cost accountant might well argue that it is not worth the effort to produce them. However, Coca-Cola introduces one new product a month. Most of these sodas, soft drinks, and cold coffees survive less than 90 days, but Coke does not let the short-term bottom line dictate the decision. The firm goes beyond quick profitability and looks at the overall picture. The result is that Coca-Cola continues to be the leading soft drink firm in Japan despite competition that often is more vigorous than that in the United States.

Sources: Carlton, Jim. "Sega Leaps Ahead by Shipping New Player Early." *Wall Street Journal*, May 11, 1995, B1, B3; Henkoff, Ronald. "Companies That Train Best." *Fortune*, March 22, 1993; Liker, Jeffrey K., and Yen-Chun Wu. "Japanese Automakers, U.S. Suppliers and Supply-Chain Superiority." *Sloan Management Review*, Fall 2000, 81–93; Schlender, Brenton R. "Hard Times for High Tech." *Fortune*, March 22, 1993, 98; Worthy, Ford S. "Japan's Smart Secret Weapon." *Fortune*, August 12, 1991, 72–75

This finding pointed out an important difference between the Americans and the Japanese. The Japanese pushed data on quality down to the operating employees in the quality circles, while the Americans tended to aggregate the quality data into summary reports aimed at middle and upper management.

Another important difference is that the Japanese tended to build in early warning systems so that they knew when something was going wrong.

Incoming field data, for example, were reviewed immediately by the quality department, and problems were assigned to one of two categories: routine or emergency. Special efforts then were made to resolve the emergency problems as quickly as possible. High failure rates attributable to a single persistent problem were identified and handled much faster than they would be in U.S. firms. Still another reason is that the Japanese worked closely with their suppliers, so that the latter's quality increased. In fact, research shows that among suppliers that have contracts with both American and Japanese auto plants in the United States, the Japanese plants get higher performance from their suppliers than do the American.⁶⁰ The Japanese are able to accomplish this because they work closely with their suppliers and help them develop lean manufacturing capabilities. Some of the steps that Japanese manufacturers take in doing this include (1) leveling their own production schedules in order to avoid big spikes in demand, thus allowing their suppliers to hold less inventory; (2) encouraging their suppliers to ship only what is needed by the assembly plant at a particular time, even if this means sending partially filled trucks; and (3) creating a disciplined system of delivery time windows during which all parts have to be received at the delivery plant. A close look at [Table 11-4](#) shows that in this study, the 91 suppliers who were working for both the Japanese and American auto firms performed more efficiently for their Japanese customers than for their American customers.

Table 11-4 Performance of Suppliers When Serving U.S.- and Japanese- Owned Auto Plants	

Performance Indicators	Chrysler Suppliers (n = 26)	Ford Suppliers (n = 42)	GM Suppliers (n = 23)	Honda Suppliers (n = 22)	Nissan Suppliers (n = 16)	Toyota Suppliers (n = 37)
Inventory turnover	28.3	24.4	25.5	38.4	49.2	52.4
Work-in-process	3.0	3.9	7.2	4.0	3.8	3.0
Finished-goods storage time	4.8	5.4	6.6	5.3	4.9	3.2
Inventory on the truck	2.1	4.5	2.6	2.8	2.08	1.61
Inventory maintained at the customer's site	3.5	4.8	3.1	4.0	2.8	2.3
Percentage change in manufacturing costs compared to the previous year	0.69%	0.58%	0.74%	-0.9%	-0.7%	-1.3%
Percentage of late deliveries	4.4%	7.70%	3.04%	2.11%	1.08%	0.44%
Emergency shipping cost (per million sales dollars) in previous year	\$1,235	\$446	\$616	\$423	\$379	\$204

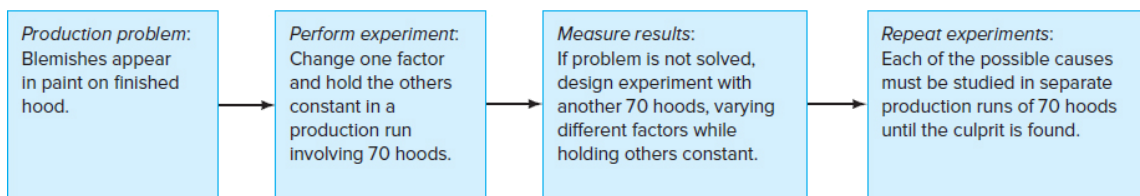
Source: Liker, Jeffrey K., and Yenchun Jim Wu. "Japanese Automakers, U.S. Suppliers and Supply-Chain Superiority." *Sloan Management Review* 42, no. 1 (2000): 81-93.

Management attitudes toward quality also were quite different in this study. The Japanese philosophy was “Anything worth doing in the area of quality is worth overdoing.” The workers were trained for all jobs on the line, even though they eventually were assigned to a single workstation. This method of “training overkill” ensured that everyone could perform every job perfectly and resulted in two important outcomes: (1) If someone was moved to another job, he or she could handle the work without any additional assistance. (2) The workers realized that management put an extremely high value on the need for quality. When questioned regarding whether their approach to quality resulted in spending more money than was necessary, the Japanese managers disagreed. They believed that quality improvement was technically possible and economically feasible. They did not accept the common U.S. strategy of building a product with quality that was “good enough.”

These managers were speaking only for their own firms, however. Some evidence shows that at least in the short run, an overfocus on quality may become economically unwise. Even so, firms must remember that quality

goods and services lead in the long run to repeat business, which translates into profits and growth. From a control standpoint, the major issue is how to identify quality problems and resolve them as efficiently as possible. One approach that has gained acceptance in the United States is outlined by Genichi Taguchi, one of the foremost authorities on quality control. Taguchi's method is to dispense with highly sophisticated statistical methods unless more fundamental ways do not work. [Figure 11-3](#) compares the use of the Taguchi method and the traditional method to identify the cause of defects in the paint on a minivan hood. The Taguchi approach to solving quality control problems is proving to be so effective that many MNCs are adopting it. They also are realizing that the belief that Japanese firms will correct quality control problems regardless of the cost is not true. As Taguchi puts it, “the more efficient approach is to identify the things that can be controlled at a reasonable cost in an organized manner, and simply ignore those too expensive to control.”^{61,62} To the extent that U.S. MNCs can do this, they will be able to compete on the basis of quality.

Traditional Method Possible causes are studied one by one while holding the other factors constant.



Taguchi Method Brainstorming and a few bold experiments seek to quickly find the problem.

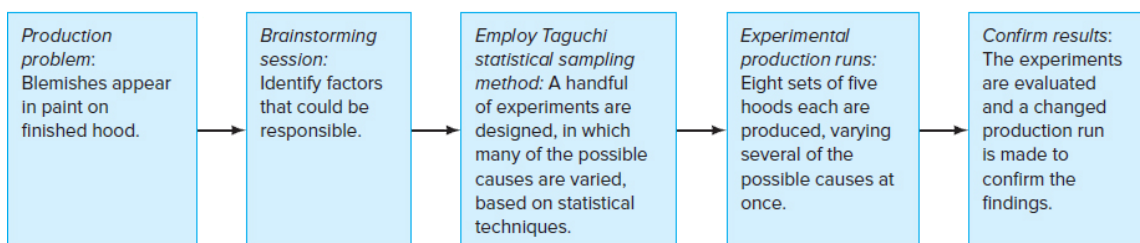


Figure 11-3

Solving a Quality Problem: Taguchi Method vs. Traditional Method

Source: Holusha, John. “Improving Quality, The Japanese Way.” *The New York Times*, July 20, 1988.

Personnel Performance

Besides financial techniques and the emphasis on quality, another key area of control is personnel performance evaluation. This type of evaluation can take a variety of forms, although there is a great deal of agreement from firm to firm about the general criteria to be measured. [Table 11-5](#) provides a list of the most reputable companies as calculated by the Reputation Institute in conjunction with *Forbes* magazine. The “reputation pulse” measure incorporates a range of criteria, including the trust, admiration, and esteem that stakeholders have for a company.

Table 11-5
World's Most Reputable Companies 2019

RepTrak® 100: The Most Reputable Companies in the World: Pulse Score and Rank		
Company	Home Country	Rank
Rolex	Switzerland	1
LEGO Group	Denmark	2
The Walt Disney Company	U.S.	3
Adidas	Germany	4
Microsoft	U.S.	5
Sony	Japan	6
Canon	Japan	7
Michelin	France	8

Netflix	U.S.	9
Bosch	Germany	10
Intel	U.S.	11
Nintendo	Japan	12
Levi-Strauss & Co.	U.S.	13
Google	U.S.	14
Nike	U.S.	15
Visa	U.S.	16
Rolls-Royce	U.K.	17
Philips	Netherlands	18
Ferrero	Italy	19
Bridgestone	Japan	20
HP	U.S.	21
3M	U.S.	22
Pirelli	Italy	23
Giorgio Armani	Italy	24
IBM	U.S.	25
Marriott	U.S.	26
Toyota	Japan	27
BMW Group	Germany	28

Source: "Global RepTrak 100." Reputation Institute (2019).

https://ri.reputationinstitute.com/hubfs/Global%202019_FINAL_March7.pdf.

In describing what makes another group of companies successful—the “World's Most Admired” firms—consultants at the Hay Group made an analysis of the best global firms, focusing especially on their personnel and talent management systems and identifying seven common themes:

1. Top managers at the most-admired companies take their mission statements seriously and expect everyone else to do the same.
2. Success attracts the best people—and the best people sustain success.
3. The top companies know precisely what they are looking for.
4. These firms see career development as an investment, not a chore.
5. Whenever possible, these companies promote from within.
6. Performance is rewarded.
7. The firms are genuinely interested in what their employees think, and they measure work satisfaction often and thoroughly.⁶³

One of the most common approaches to personnel performance Page 400 evaluation is the periodic appraisal of work performance. Although the objective is similar from country to country, how performance appraisals are done differs. For example, effective employee performance in one country is not always judged to be effective in another. An awareness of international differences is particularly important when expatriate managers evaluate local managers on the basis of home-country standards. A good example comes out of a survey that found Japanese managers in U.S.-based manufacturing firms gave higher evaluations to Japanese personnel than to Americans. The results led the researcher to conclude, “It seems that cultural differences and diversified approaches to management in MNCs of different nationalities will

always create a situation where some bias in performance appraisal may exist.”⁶⁴ Dealing with these biases is a big challenge facing MNCs.

Another important difference is how personnel performance control actually is conducted. A study that compared personnel control approaches used by Japanese managers in Japan with those used by U.S. managers in the United States found marked differences.⁶⁵ For example, when Page 401 Japanese work groups were successful because of the actions of a particular individual, the Japanese manager tended to give credit to the whole group. When the group was unsuccessful because of the actions of a particular individual, however, the Japanese manager tended to perceive this one employee as responsible. In addition, the more unexpected the poor performance, the greater was the likelihood that the individual would be responsible. In contrast, individuals in the United States typically were given the credit when things went well and the blame when performance was poor.

Other differences related to how rewards and monitoring of personnel performance are handled. Both U.S. and Japanese managers offered greater rewards and more freedom from close monitoring to individuals when they were associated with successful performance, no matter what the influence of the group on the performance. The Americans carried this tendency further than the Japanese in the case of rewards, including giving high rewards to a person who was a “lone wolf.”⁶⁶

A comparison of these two approaches to personnel evaluation shows that the Japanese tend to use a more social or group orientation, while the Americans are more individualistic (see [Chapter 4](#)). The researchers found that overall, however, the approaches are quite similar and that the control of personnel performance by Japanese and U.S. managers is far more similar than different.

Such similarity also can be found in assessment centers used to evaluate employees. An [assessment center](#) is an evaluation tool that is used to

identify individuals with the potential to be selected for or promoted to higher-level positions. Used by large U.S. MNCs for many years, these centers also are employed around the world. A typical assessment center involves simulation exercises such as these: (1) in-basket exercises that require managerial attention, (2) a committee exercise in which the candidates must work as a team in making decisions, (3) business decision exercises in which participants compete in the same market, (4) preparation of a business plan, and (5) a letter-writing exercise. These forms of evaluation are beginning to gain support because they are more comprehensive than simple checklists or the use of a test or an interview and thus better able to identify managers who are most likely to succeed when hired or promoted.

assessment center

An evaluation tool used to identify individuals with the potential to be selected or promoted to higher-level positions.



The World of International Management— Revisited

This chapter focuses on two areas that are essential to any company joining the race to compete in online retail or to develop productive contracting relationships for outsourcing in this area: management decision and control systems. The rapid growth in online retail poses substantial challenges in the areas of decision-making and control. For example, many companies rely on extensive and sophisticated web infrastructure to market and fulfill orders; any breakdown in these systems can have substantial ramifications for smooth operations and overall reputation. The implications for these firms' control

process are obvious. Further, many companies, even large ones, outsource these functions to one of the large online retailers such as Amazon, further exacerbating the possible misconnection between management and customers.

Review the opening World of International Management discussion of online retailers and think about the principal considerations in international management decision making and control processes you have read about in this chapter. Then, answer the following questions: (1) How might differences in national and corporate culture impede timely decisions and control processes among existing and potential competitors in online retail? (2) To what extent should total quality management and quality control be considered when establishing an online retail presence or contracting with another firm to provide it? (3) What specific decision and control systems or tools would be helpful in overseeing an online presence (either internal or outsourced)?

SUMMARY OF KEY POINTS

1. Decision making involves choosing from among alternatives. Some countries tend to use more centralized decision making than do others, so that more decisions are made at the top of the MNC than are delegated to the subsidiaries and operating levels.
2. A number of factors help influence whether decision making will be centralized or decentralized, including company size, amount of capital investment, relative importance of the overseas unit to the MNC, volume-to-unit-cost relationship, level of product diversification, distance between the home office and the subsidiary, and the competence of managers in the host country.
3. There are a number of decision-making challenges with which MNCs are confronted. These include total quality management

(TQM) decisions and strategies for attacking the competition, among others.

4. Controlling involves evaluating results in relation to plans or objectives and then taking action to correct deviations. MNCs control their overseas operations in a number of ways. Most combine direct and indirect controls. Some prefer heavily quantifiable methods, and others opt for more qualitative approaches. Some prefer decentralized approaches; others opt for greater centralization.
5. Three of the most common performance measures used to control subsidiaries are in the financial, quality, and personnel areas. Financial performance typically is measured by profit and return on investment. Quality performance often is controlled through quality circles. Personnel performance typically is judged through performance evaluation techniques.

KEY TERMS

[assessment center](#), 401

[codetermination](#), 386

[controlling](#), 389

[decision making](#), 382

[direct controls](#), 392

[empowerment](#), 387

[home](#), 386

[indirect controls](#), 393

[kaizen](#), 387

[profit](#), 395

[quality control circle \(QCC\)](#), 396

[return on investment \(ROI\)](#), 395

[ringisei](#), 386

[tatema](#), 386

[total quality management \(TQM\)](#), 386

REVIEW AND DISCUSSION QUESTIONS

1. A British computer firm is acquiring a smaller competitor located in Frankfurt. What are two likely differences in the way these two firms carry out the decision-making process? How could these differences create a problem for the acquiring firm? Give an example in each case.
2. Which cultures would be more likely to focus on external controls? Which cultures would consider direct controls to be more important than indirect controls?
3. How would you explain a company's decision to use centralized decision-making processes and decentralized control processes, considering that the two are so interconnected? Provide an industry example of where this may occur.
4. How are U.S. multinationals trying to introduce total quality management into their operations? Give two examples. Would a U.S. MNC doing business in Germany find it easier to introduce TQM concepts into German operations, or would there be more receptivity to them back in the United States? Why? What if the U.S. multinational were introducing these ideas into a Japanese subsidiary?
5. In what ways could an accelerated decision-making process harm a company? Using [Figure 11-1](#), which stage(s) do you think would be most in danger of being overlooked?

6. A company practices personnel performance evaluation through reviewing financial decisions management has made, specifically focusing on ROI. How is this approach beneficial to the company? Which aspects could the company be neglecting? Which cultures are most likely to employ this method? Which cultures would avoid this tactic?

INTERNET EXERCISE: LOOKING AT THE BEST

In [Table 11-5](#), the most reputable global companies are listed. Each company uses decision making and controlling to help ensure its success in the world market. Visit these two companies' corporate websites: Procter & Gamble (<https://us.pg.com>) and Panasonic (<https://na.panasonic.com>). Carefully examine what these firms are doing. For example, what markets are they targeting? What products and services are they offering? What new markets are they entering? Then, after you are as familiar with their operations as possible, answer these two questions: (1) What types of factors may influence future management decision making in these two companies? (2) What types of control criteria would you expect these companies to use in evaluating their operations and determining how well they are doing?

ENDNOTES

1. “US Online Retail Sales to Reach \$1 Trillion in 2025 Astride Thriving Amazon,” FTI Consulting, September 14, 2018, <https://www.consulting.us/news/950/us-online-retail-sales-to-reach-1-trillion-in-2025-astride-thriving-amazon>.

2. “Alibaba Reaches a New Record in Transaction Volumes,” *Retail Asia*, May 8, 2018, <https://www.retailnews.asia/alibaba-reaches-a-new-record-in-transaction-volumes>.
3. Ingrid Lunden, “Amazon's Share of the US e-Commerce Market Is Now 49%, or 5% of All Retail Spend,” *Tech Crunch*, July 3, 2018, <https://techcrunch.com/2018/07/13/amazons-share-of-the-us-e-commerce-market-is-now-49-or-5-of-all-retail-spend>.
4. Yu Xiaoming, “Alipay Fined \$28,551 by Central Bank,” *China Daily*, April 9, 2018, <http://www.chinadaily.com.cn/a/201804/09/WS5acad65aa3105cdcf6516ed4.html>.
5. James Melton, “Online Retail Sales in China Grew Nearly 24% in 2018, Its Government Says,” *Digital Commerce 360*, January 24, 2019, <https://www.digitalcommerce360.com/2019/01/24/chinas-online-sales-grew-almost-24-in-2018>.
6. Eileen Yu, “Alibaba Wants to Build Logistics Network That Can Handle 1 Billion Packages a Day,” *ZDNet*, May 31, 2018, <https://www.zdnet.com/article/alibaba-wants-to-build-logistics-network-that-can-handle-1-billion-packages-a-day>.
7. Danielle Kucera, “Amazon Rises after Sales, North American Margins Improve,” *Bloomberg*, January 30, 2013, <https://www.bloomberg.com/news/2013-01-29/amazon-revenue-rises-22-percent-amid-record-holiday-spending.html>.
8. “Amazon Fire Tablets,” Amazon, https://www.amazon.com/s?k=amazon+fire+tablets&ref=nb_sb_noss_1.

9. Dennis Green and Anaele Pelisson, "This Map of Amazon's Warehouse Locations Shows how It's Taking over America," *Business Insider*, September 27, 2017, <https://www.businessinsider.com/amazon-warehouse-locations-in-us-2017-9>.
10. Patrick Sisson, "9 Facts about Amazon's Unprecedented Warehouse Wmpire," *Curbed*, November 2018, <https://www.curbed.com/2017/11/21/16686150/black-friday-2018-amazon-warehouse-fulfillment>.
11. Don Davis, "Amazon Will Top 100 Warehouses by the Holidays, ChannelAdvisor Says," *InternetRetailer*, April 29, 2013, <https://www.digitalcommerce360.com/2013/04/29/amazon-tops-100-warehouses>.
12. Steven Millward, "Alibaba's Jack Ma Talks e-Commerce, Ecosystems, Slams the Broken 'Amazon Model,'" *Tech in Asia*, March 21, 2013, <https://www.techinasia.com/alibaba-jack-ma-talks-b2c-ecommerce>.
13. Aaron Orendorff, "Global Ecommerce Marketplaces: The Complete List by Region and Sales," Shopify, June 26, 2018, <https://www.shopify.com/enterprise/global-ecommerce-marketplace>.
14. Clark Fredricksen, "Ecommerce Sales Topped \$1 Trillion for First Time in 2012," *eMarketer*, February 5, 2013, <https://www.emarketer.com/Article/Ecommerce-Sales-Topped-1-Trillion-First-Time-2012/1009649>.
15. Ibid.

- Fred Lambert, "Nissan Starts Production of a New Leaf-based
16. Electric Car in China for Just ≈\$24,000," *Electrek*, August 27, 2018, <https://electrek.co/2018/08/27/nissan-sylphy-zero-emission-production-leaf-electric-car>.
 17. Christopher Bjork, "Santander Pursues Local Listing," *Wall Street Journal*, August 2, 2010.
 18. Julie Jargon, "Kraft to Slash 2,600 More Jobs, Close Seven Plants," *Wall Street Journal*, November 4, 2015, <https://www.wsj.com/articles/kraft-to-slash-2-600-more-jobs-close-seven-plants-1446668634>.
 19. Paul R. La Monica, "What Went Wrong at Kraft Heinz," CNN, February 22, 2019, <https://www.cnn.com/2019/02/22/investing/kraft-heinz-stock-strategy/index.html>.
 20. Johannes Gerds, Freddy Strottmann, and Pakshalika Jayaprakash. "Post Merger Integration: Hard Data, Hard Truths," Deloitte Insights, January 1, 2010, <https://www2.deloitte.com/us/en/insights/deloitte-review/issue-6/post-merger-integration-hard-data-hard-truths.html>
 21. Jette Schramm-Nielsen, "Cultural Dimensions of Decision Making: Denmark and France Compared," *Journal of Managerial Psychology* 16, no. 6 (2001): 404–23.
 22. Ibid.
 23. Raghu Nath, *Comparative Management: A Regional View* (Cambridge, MA: Ballinger, 1988), 74–75.

24. Konrad Spang and Sinan Ozcan, "Cultural Differences in Decision Making in Project Teams," *International Journal of Managing Projects in Business* 2, no. 1 (2009): 70–93.
25. Sang M. Lee, Fred Luthans, and Richard M. Hodgetts, "Total Quality Management: Implications for Central and Eastern Europe," *Organizational Dynamics*, Spring 1992, 45.
26. Daewoo Park and Herna A. Krishnan, "Understanding Supplier Selection Practices: Differences between U.S. and Korean Executives," *Thunderbird International Business Review*, March/April 2001, 243–55.
27. Stephanie Condon and Natalie Gagliardi, "Lenovo Taps IBM's Cognitive and Blockchain Tools to Improve Customer Service," ZDNet, April 25, 2019, <https://www.zdnet.com/article/lenovo-taps-ibms-cognitive-and-blockchain-tools-to-improve-customer-service>.
28. Sooraj Shah, "Lenovo Is Using Machine Learning to Analyse Unstructured Data from YouTube and Instagram," *Computing*, April 21, 2016, <https://www.computing.co.uk/ctg/news/2455510/lenovo-is-using-machine-learning-to-analyse-unstructured-data-from-youtube-and-instagram>.
29. Tara Jones, "How 5 Companies Used Kaizen Effectively," Effex Management Solutions, June 30, 2017, <http://blog.effexms.com/how-5-companies-used-kaizen-effectively>.
30. Ibid.

31. Benjamin Alade, “Nigeria: Ford Assembly Plant Berths in Lagos, to Produce 20,000 Vehicles Yearly,” *The Guardian*, October 20, 2017, <https://allafrica.com/stories/201710200685.html>.
32. “Ford's Nigerian Plant Turns Out First Vehicle,” *Automotive News*, November 17, 2015, <https://www.autonews.com/article/20151117/OEM01/151119869/fords-nigerian-plant-turns-out-first-vehicle>.
33. Ma Jie and Daniel Ten Kate, “Ford Opens Thailand Plant to Expand Southeast Asian Export Hub,” *Bloomberg*, May 2, 2012, <https://www.bloomberg.com/news/articles/2012-05-03/ford-opens-thailand-plant-to-expand-southeast-asian-export-hub>.
34. Hank Bekker, “2018 (Full Year) USA: Audi of America Car Sales,” *Best Selling Cars*, January 4, 2019, <https://www.best-selling-cars.com/brands/2018-full-year-usa-audi-of-america-car-sales>.
35. Paul A. Eisenstein, “Mercedes' New CLA Coupe Loaded with High-Tech Extras in Clear Pitch to Millennial Luxury Buyers,” *CNBC*, January 9, 2019, <https://www.cnn.com/2019/01/09/mercedes-cla-coupe-loaded-with-high-tech-extras-to-lure-millennials.html>.
36. Lawrence Ulrich, “German Luxury Car Brands Dominate and Look to Extend Their Lead,” *New York Times*, July 3, 2015, https://www.nytimes.com/2015/07/03/business/german-luxury-car-brands-dominate-and-look-to-extend-their-lead.html?_r=0.
37. Sam Gustin, “The Fatal Mistake That Doomed Blackberry,” *Time*, September 24, 2013,

<http://business.time.com/2013/09/24/the-fatal-mistake-that-doomed-blackberry>.

38. Ibid.
39. Jake Swearingen, “BlackBerry Now Controls 0.0 Percent of the Smartphone Market,” *Intelligencer*, February 15, 2017, <http://nymag.com/intelligencer/2017/02/blackberrys-global-market-share-is-now-0-0.html>.
40. “comScore Reports June 2015 U.S. Smartphone Subscriber Market Share,” comScore, August 7, 2015, <https://www.comscore.com/Insights/Market-Rankings/comScore-Reports-June-2015-US-Smartphone-Subscriber-Market-Share>.
41. Bill Spindle, “Cowboys and Samurai: The Japanizing of Universal,” *Wall Street Journal*, March 22, 2001, B6.
42. “Global Attractions Attendance Report,” TEA/AECOM, 2018, http://www.teaconnect.org/images/files/328_979488_190523.pdf.
43. Ibid.
44. Barry Neild, “Coming Soon: Best Theme Parks of the Future,” CNN, October 24, 2014, <https://www.cnn.com/2014/10/19/travel/future-theme-parks>.
45. Ernest Scheyder and Vladimir Soldatkin, “Exxon Quits Some Russian Joint Ventures Citing Sanctions,” *Reuters*, February 28, 2018, <https://www.reuters.com/article/us-exxon-mobil-russia-rosneft-oil/exxon-quits-some-russian-joint-ventures-citing-sanctions-idUSKCN1GC39B>.

46. Jim Middlemiss, "IT Challenge: Settlement," *Wall Street Week*, April 2004, 46.
47. Fons Trompenaars and Charles Hampden-Turner, *Riding the Waves of Culture: Understanding Cultural Diversity in Global Business* (New York: McGraw-Hill, 1998).
48. Ibid. Page 405
49. John D. Daniels and Jeffrey Arpan, "Comparative Home Country Influences on Management Practices Abroad," *Academy of Management Journal* 15, no. 2 (September 1972): 305–315.
50. Jacques H. Horovitz, "Management Control in France, Great Britain and Germany," *Columbia Journal of World Business* (Summer 1978): 17–18.
51. Ibid., 18.
52. William G. Egelhoff, "Patterns of Control in U.S., UK and European Multinational Corporations," *Journal of International Business Studies* 15, no. 2 (1984): 73–83.
53. Ibid., 81–82.
54. Martin Kreder and Maria Zeller, "Control in German and U.S. Companies," *Management International Review* 28, no. 3 (1988): 58–66.
55. Arvind V. Phatak, *International Dimensions of Management* (Boston: PWS-Kent, 1989).
56. William Boston and Paul Hofheinz, "Once Again, EU to Take Back Seat to VW," *Wall Street Journal*, February 27, 2002, A16.

57. Christoph Rauwald, "VW CEO Gears Up for Labor Fight over Overhaul," *Automotive News*, March 11, 2019, <https://europe.autonews.com/automakers/vw-ceo-gears-labor-fight-over-overhaul>.
58. David A. Garvin, "Japanese Quality Management," *Columbia Journal of World Business* (Fall 1984): 3–12.
59. Ibid.
60. Jeffrey K. Liker and Yen-Chun Wu, "Japanese Automakers, U.S. Suppliers and Supply-Chain Superiority," *Sloan Management Review*, Fall 2000, 81–93.
61. John Holusha, "Improving Quality, The Japanese Way," *New York Times*, July 20, 1988.
62. See also Richard Dauch, "Recipe for Success," *Manufacturing Engineering* 131, no. 2 (August 2003): 69.
63. "Key to Success: People, People, People," *Fortune*, October 27, 1997, 232.
64. Golpira Eshghi, "Nationality Bias and Performance Evaluation in Multinational Corporations," *National Academy of Management Proceedings*, no. 1, 1985.
65. Jeremiah Sullivan, Terukiho Suzuki, and Yasumasa Kondo, "Managerial Theories and the Performance Control Process in Japanese and American Work Groups," *National Academy of Management Proceedings*, San Diego, CA, 1985, 98–102.
66. Ibid.

67. CIA, "Japan," *The World Factbook*, 2019,
<https://www.cia.gov/library/publications/the-world-factbook/geos/ja.html>.
68. Ibid.
69. World Economic Outlook Database, "Japan," International Monetary Fund, July 2018,
https://www.imf.org/external/pubs/ft/weo/2018/01/weodata/weo_selgr.aspx.
70. Max Nisen, "The Biggest Problem with Japanese Corporate Culture Lives On," *Business Insider*, September 25, 2012,
<https://www.businessinsider.com/the-biggest-problem-with-japanese-corporate-culture-lives-on-2012-9>.
71. Gus Lubin, "This Olympus Fraud Is Bigger and More Shocking Than You Realize," *Business Insider*, November 8, 2011,
<https://www.businessinsider.com/tsuyoshi-kikukawa-olympus-2011-11>.
72. Junko Fujita, "Japan's Hitachi Plans to Sell Chemical Unit, Sources Say," *Reuters*, April 24, 2019,
<https://www.reuters.com/article/us-hitachi-chem-m-a/japans-hitachi-plans-to-sell-chemical-unit-sources-say-idUSKCN1S02UN>.



In the International Spotlight

Japan

Comprised of more than 3,000 islands, Japan is located off the eastern coast of mainland Asia. Japan's total land mass is slightly less than that of California. The country is largely mountainous and contains very few natural resources. In fact, Japan is the largest importer of coal and liquefied natural gas in the world.⁶⁷

Japan is among the densest large countries in the world. More than 90 percent of the country's population, estimated at nearly 126 million in total, lives in urban areas. Approximately 37 million people live in Tokyo alone. Japan's population is much older than many other countries, with close to 80 percent of its people at 25 years old or older and a median age of 47.7 years. The population is expected to continue to slowly decline in the foreseeable future.⁶⁸

Japan's 2018 GDP was estimated at US\$5.167 trillion, making it the third largest economy in the world. Previously second to only the United States, the country's flat and sometimes declining economic growth rate has allowed the fast-growing Chinese economy to overtake it in total size. Japan's economy had been struggling since the 1980s to gain traction; however, growth has improved in just the last few years. High

public debt, which in 2018 equaled more than 150 percent of its annual GDP, remains an ongoing challenge.⁶⁹

Japan has a parliamentary government with a constitutional monarchy. Its legal system is largely based on the Western model with some elements of traditional Japanese culture. The country's corporate culture is often criticized for the close business-government relationship that many large companies have, leading many outsiders to call the relationship "Japan, Inc."⁷⁰ This culture is very resistant to change and strives for stability, often leading to substantial losses. The Japanese government also has been criticized for blocking private-sector solutions to economic underperformance. For example, rather than allowing foreign investors to acquire failing or underperforming Japanese businesses, the government instead seeks to support those domestic businesses in the form of cash or loans.⁷¹

You Be the International Management Consultant

Once considered to be the world leader for consumer electronics, Japan's tech industry has experienced years of slow sales. As a result, some of Japan's biggest companies have restructured their product offerings and sold portions of their businesses to foreign competitors. The Sharp Corporation, known internationally for its televisions, appliances, and audiovisual equipment, was sold in its entirety to the Taiwan-based Foxconn in 2016, and Toshiba sold its computer business to Foxconn in 2018.

Hitachi has been especially active in consolidating its businesses. The company sold its semiconductor business, Hitachi Kokusai Electric Inc., to U.S.-based KKR in early 2018, and French company Faurecia

purchased Hitachi's car navigation business, Clarion, for US\$700 million in late 2018. In 2019, Hitachi began searching for a buyer for its material manufacturing business, Hitachi Chemical, in an effort to refocus on new technology, like the “Internet of Things.” This major shift in focus, from electronic consumer products to technology, for Japan's historic conglomerates is still in its infancy, and the future role of tech-based industries in Japan's economy remains somewhat uncertain.⁷²

Questions

1. If you were a foreign investor, would you want to invest in a consumer electronics company in Japan?
2. Does the fact that many of these conglomerates are restructuring and refocusing on newer technology impact your decision?
3. What do you see as benefits to investing in Japan? What are some difficulties that you could experience as a foreign company expanding into the Japanese market?

Design Elements: Chess Icon, Globe Icon, People Icon: McGraw-Hill Global Education Holdings, LLC; World map vector: vectorlight/Shutterstock; World map background with globe: one AND only/Shutterstock

Google in China: Protecting Property and Rights

Google in China

In early 2008 Guo Quan announced plans to sue Google in the United States for blocking his entire name from search results in China. But why was his name blocked from search results? Guo Quan had published an open letter in early January to his government leaders Hu Jintao and Wu Bangguo, calling “for government reform [with] multi-party democratic elections” that served the interests of the common people.¹ In response to his letter, the government labeled Guo as a dissident and a political danger. He was ultimately arrested on charges of “subversion of state power.”²

Guo Quan's name might have forever been lost in the shadow of the then-upcoming 2008 Beijing Summer Olympics, but formal and informal networks of information helped publicize his case; his harsh sentence, which resulted in his imprisonment until 2018, and the fact that he named Google in his suit have made him infamous. The story of Guo Quan reflects the many challenges faced by Google over the course of the past decade as it has attempted to expand globally. During this period, Google's relationship with China has undergone a series of advances and setbacks, each reflecting in some way China's response to the challenges of the Internet and social networking as well as Google's difficulties of translating a uniquely North American business model to

countries and environments with different regulatory regimes, legal environments, and fundamental values.

Rough Beginnings

At the break of the new millennium, Google began to offer its search services in a Chinese-language format with the hope of furthering its mission “to organize the world's information and make it universally accessible and useful.”³ Disappointingly, the website was consistently unavailable “about 10 percent of the time ... [and] slow and unreliable” due to “extensive filtering performed by China's licensed Internet service providers.”⁴ This sense of distrust persisted for another two years until the autumn of 2002, when Google first became completely unavailable in China because Google claimed to have “stood by its principles and not subject[ed] itself to Chinese laws and regulations.”⁵ The dysfunctional use of Google search services for mainlanders continued and in December 2003, Google.com was again blocked in China.

Three years later, in 2006, Google.com was again blocked while Google.cn, Google's Chinese subsidiary, remained in operation. The following year, in 2007, CEO Eric Schmidt gave an upbeat assessment of Google's outlook in China amid challenges of censorship issues and competition from Baidu.com.

More Than a BackRub: Google's Rise to Power

But how did Google come to such international prominence? In 1996, Stanford graduate students Larry Page and Sergey Brin began collaborating on a search engine called BackRub. This search engine got its name because Page and Brin used backlinks to measure the importance of a site.⁶ By using the innovation called PageRank, a new system of ranking a website's relevance using “an objective measure of its citation importance ... according to an

idealized model of user behavior,”⁷ Page and Brin dramatically increased search relevance compared to other search engines like Yahoo.

A little more than a year later, BackRub's massive bandwidth usage, which had downloaded over 30 million indexable HTML pages, made it inoperable on the Stanford server.⁸ From then on, Larry and Sergey realized the potential of BackRub, changed its name to Google, and moved their office to a colleague's garage.⁹

Google's first investor became interested in 1996 when Sun Microsystem founder Andy Bechtolsheim provided a \$100,000 check, allowing Google to incorporate and become officially Google Inc. In 1999, more investors grew attracted to Page and Brin's idea and, with an increased budget of around \$1 million, Google Inc. was able to relocate to a real office in Palo Alto, where a staff of only eight answered about 500,000 queries per day.¹⁰

In mid-1999 Google received an additional \$25 million in equity funding for its search engine from two venture capital firms: Sequoia Capital and Kleiner Perkins Caufield & Buyers. The confidence to invest such a large amount of capital came from the previous experience these VCs had in funding high-tech companies, such as Amazon and Cisco Systems. Google's engineering genius and a monthly growth rate of 50 percent fueled only by word of mouth easily proved its value to these seasoned investors.¹¹

By the year 2000, Google became the world's largest search engine, supporting 15 languages.¹² Google's service was nothing new considering the existing search engines at the time, like Yahoo and AOL, but it was indisputable that Google offered the best search services. The innovative PageRank algorithm was combined with a minimalist homepage that focused on its search tool and reminded the user of its chief focus while helping to reinforce confidence in its best feature. Having secured a solid foothold in America, Google continued to seek more ways to expand. Visionaries from the very beginning, Page and Brin created Google to have “simplicity in

our user interface and the scalability in our back-end systems [that] enables us to expand very quickly.”¹³

By anticipating the need to be flexible in order to expand, Google was set to go global. And as Larry Page remarked: “Google's search engine has always had strong global appeal. We attribute this success to the site's simplicity of design, ease of use, and highly relevant results. By localizing our search services to new international communities, Google will open up a host of new revenue, sales, and partnership channels.”¹⁴

Unfortunately, Asian countries in general had always been more difficult to penetrate because of competition from well-established local search engines. As recently as 2015, local search engine Naver had a market share of 49.8 percent in South Korea, while Google had 36.9 percent.¹⁵ Furthermore, China posed the greatest roadblock with censorship and competition from Baidu. However, with a population of one billion people and Internet usage on a steady climb, Google was determined to establish a stronger foothold in China (see [Figure 1](#)).

	Users (millions)	Population (millions)	Percent
2004	95	1,299	7.3
2005	111	1,306	8.5
2006	138	1,313	10.5
2007	211	1,320	16.0
2008	300	1,327	22.6
2009	385	1,334	28.9
2010	460	1,341	34.3
2011	516	1,348	38.3
2012	573	1,355	42.3
2013	624	1,363	45.8
2014	675	1,369	49.3
2015	706	1,376	51.3
2016	721	1,382	52.2

Source: China Internet Users. “Internet Live Stats.” <https://web.archive.org/web/20190310050521/http://www.internetlivestats.com/internet-users/china/>.

Figure 1 China's Internet Users and Population

Google vs. Baidu

China's policies have directly influenced the competitive landscape for search firms in China. In the space of Internet search, Baidu is usually referred to as China's Google. But in reality, Baidu holds a strong market share lead over Google.¹⁶ Prior to the launch of Google.cn in 2006 in China, Google held 33.3 percent of the search engine market share between Shanghai, Beijing, and Guangzhou while Baidu held 47.9 percent.¹⁷ Google was optimistic about the close margin in market share and considered the possibility of perhaps buying out Baidu in competition. But instead, in mid-2006, Google made a fatal mistake, selling its 2.6 percent stake of more than \$60 million in Baidu shares and introducing Google.cn to China.¹⁸

Nevertheless, Google.cn was launched with the promise that it would agree to block certain websites in return for the opportunity to run local Chinese services.¹⁹ Google promised to notify Chinese users when their search results would be censored and also promised not to maintain any services that involved personal or confidential data, like Gmail or Blogger, on the mainland. Google.cn was a response to improve the poor service Google believed it was providing in China. As senior policy counsel Andrew McLaughlin put it, “Google users in China today struggle with a service that, to be blunt, isn't very good ... the website is slow, and sometimes produces results that when clicked on, stall out the user's browser. Our Google News service is never available; Google Images is accessible only half the time ... the level of service we've been able to provide in China is not something we're proud of.”²⁰

Fundamentally, Google's strategic move to create a local presence with Google.cn was driven by its desire to follow its mission of creating the most organized and efficient search engine. However, while Google thought it had the flexibility to set up a better search engine in China, Baidu CEO Robin Li

was already ahead of the curve. While PageRank was being developed by Page and Brin, Robin Li was simultaneously working on a similar strategy for siteranking called RankDex. As a result, this similar search concept was brought to Baidu. In the end, Google had erroneously presumed that it could overtake Baidu by maximizing its core competencies within China.²¹

Not only did Baidu have a strong competing search engine against Google, but it also provided several innovative search features customized for more local tastes. It introduced community-oriented services, including information-exchanging bulletin boards and instant messaging. These extra services appealed strongly to Chinese Internet users and put Baidu ahead of a foreign Google that did not seem to understand the Chinese market as well.

In addition, Baidu also took an extra step that Google missed by setting up “a national network of advertising resellers in 200 Chinese cities to educate businesses about the power of online advertising.”²² By specifically targeting the business market segment, Baidu aimed to secure the Shanghai business sector. To secure the more general student population in Beijing, Baidu also offered a search engine that provided easy access to pirated film and music downloads.²³

While Baidu strategically offered services that targeted specific market segments, Google was at a loss because of its slow comprehension of the Chinese market. Among one of the failures Google made was its attempt to rebrand Google.cn to Guge, which was Chinese for Harvest Song. Six months after the launch of Guge, “72.6 percent (62.8 percent of the users whose first choice was Google) of the interviewed users still weren't able to [recall] the Chinese name of Google.”²⁴ The lack of brand loyalty was reflected in the insignificant number of Google users who were willing to convert from using the Chinese version of Google.com to Guge. Most users still preferred to use the original Google.com that was only censored by the People's Republic of China.²⁵

Google seemed to be fighting a losing battle, while Baidu continued to receive positive press coverage during its 2005 IPO on NASDAQ. Consequently, in just one year, Baidu gained 14 percent of the search engine market share while Google lost 8 percent.²⁶

In the following year, 2007, Google fought hard to hold onto its piece of the China market, increasing its total market share from 19.2 percent to 22.8 percent while Baidu fell from 63.7 percent to 58.1 percent. Google increased its efforts by “hiring Chinese employees and ... partnering with Chinese technology firms ... [and establishing] two research centers, one in Beijing and one in Shanghai.”²⁷

The small victory was short-lived as Google was soon met with conflict from both China's and the U.S.'s governments.

The Challenge of Censorship: Google under Fire

Shortly after Google.cn received its license from the Chinese government in 2007, Google proceeded to sign a set of guidelines, designed to reduce the risk that their actions would lead to human rights abuses in China and other countries.²⁸ By promising to comply with censorship when the government filed a formal request, this effectively removed Google's presence from the majority of human rights activities.

From this point forward, Google was fiercely criticized for running advertisements from nonlicensed medical websites in 2008, launching free music services, scanning books without proper copyright laws, and making pornographic content easily available multiple times in 2009.²⁹ What has unfolded in the most recent years has been the climax of this drama between country and company.

On January 13, 2010, in response to an attack on the Gmail accounts of human rights activists by the Chinese government, Google released an initial statement saying that it was ready to end censorship of its search service.³⁰

The announcement caused a stir, with speculations that Google would pull out of China completely.

Soon afterwards, however, CEO Eric Schmidt released a counterstatement stating that Google was planning to stay in China, even if it was forced to close down its local search services and just carry through with its other range of services.³¹ In the same month, Hillary Clinton, the U.S. Secretary of State, called upon Beijing to carry out a thorough and transparent investigation regarding the cyber hacks of human rights activists' e-mail accounts. Ultimately, she threw her weight behind Google's threat to pull out of China unless Beijing permitted an “unfiltered search engine.”³²

Following the conflict in January, Google formally announced in March that all Google.cn users would be directed to the uncensored Google.com.hk website instead. According to Google, the decision reflected a legal move that still allowed mainland users access to their search engine.³³ The move to stop offering a local search engine and battling with China over censorship reflected a shift in Google's attitude, giving up competing with Baidu for Internet usage. In April, Google's share of Chinese Internet searches dropped from 35.6 percent to 30.9 percent and Baidu's rose from 58.4 percent to 64 percent.³⁴ Despite no longer providing Google.cn to China, Google still cannot escape the censorship battles and attacks on its server. In 2014, China restricted access to nearly all of Google's auxiliary services.³⁵ Almost instantly, Google's market share in China dropped to less than 2 percent.

But criticisms of Google have not always been from China. On March 22, 2011, New York Judge Denny Chin rejected a settlement between Google and both the Authors Guild and the Association of American Publishers (AAP). The original settlement had included an annual payment of \$125 million in royalties to the copyright owners in order for Google to continue its project of scanning and selling online access to 150 million books.³⁶ But copyright concerns persisted because no one could establish ownership of the

digitized and scanned pages. It was concluded that Google's current pact would simply give the company an unfair advantage over its competitors while rewarding it for engaging in wholesale copying of copyrighted works without permission.

In October 2012, the AAP announced a new, yet controversial, settlement deal with Google. For each book already scanned by Google, publishers could choose to contact Google for removal. Moving forward, every digitized book catalog would first require an express opt-in from publishers. None of the financial terms of the deal were released. The Authors Guild, on the other hand, remained in litigation, leading a class-action lawsuit criticizing Google for its opt-out approach.³⁷ In 2016, the U.S. Supreme Court dismissed the case, stating that Google's actions were within the realm of “fair use.”³⁸

Some of the hardest-hitting criticisms have come from Google employees themselves. In August 2018, online magazine *The Intercept* released details of a leaked internal Google memo, highlighting a new attempt by the company to create a search engine, code named “Project Dragonfly,” for the Chinese market. The memo seemed to suggest that, rather than holding firm to its commitment to providing an open and uncensored search engine, Google was exploring the possibility of creating a product that met the demands of the Chinese government. In specific, the Project Dragonfly search engine would censor items that dealt with human rights, democracy, protesting peacefully, and religion. Additionally, users' search histories would be shared with a Chinese JV partner, giving the Chinese government the ability to spy on its citizens. Upon learning of the project, Google employees, fearing that Project Dragonfly would compromise the business ethics of the company, penned open letters discussing their disapproval of the plan. The privacy and security teams at Google also noted that they were excluded from Project Dragonfly, leading to increased outrage from employees. Some Google employees threatened to strike, and others enlisted the backing of Amnesty

International. By October 2018, U.S. Vice President Mike Pence had even weighed in on the issue, stating his opposition to Project Dragonfly due to the potential persecution of Chinese citizens. Within a few months, Project Dragonfly had been scrapped.^{39,40}

Google's Future: Innovation and Alphabet Inc.

The challenges of censorship in China have forced Google to look beyond the appeal of China's gargantuan search market. Instead, Google has shifted its focus to the operating systems of smartphones. By March 2019, Google's Android operating system enjoyed a market share of nearly 73 percent.⁴¹ Android is closely held by Google; so closely, in fact, that Google had been unwilling to share the most recent versions of code with Chinese smartphone developers. [An] example of this is when Google forced the delayed release of a smartphone manufactured by Acer Inc., which ran an operating system called Aliyun. This operating system was allegedly created by taking Android's software and making unapproved changes that were headed by the Chinese ecommerce organization Alibaba.⁴²

Relationships are extremely hostile between Google and China, and the options for China are quickly disappearing. The only course of action left for China is to build its own Chinese mobile-OS for Chinese mobile devices.⁴³ Mobile continues to dominate a large portion of Google's strategy. When Google purchased Motorola Mobility in May 2012, it had hoped that the accompanying treasure trove of over 17,000 patents would yield innumerable benefits. But this has not been the case. As discussed previously, the US\$12.4 billion purchase did not yield any decisive legal victories with big payoffs.⁴⁴

Regardless of the challenges, Google still has accumulated a powerful tool by acquiring Motorola Mobility's patents. Google now possesses among the best IPR for designing devices, and Google has the software to supplement those devices and integrate them vertically into its online systems.⁴⁵ Despite

selling most Motorola Mobility's hardware business to Lenovo, this purchase was ultimately consistent with Google's hope to reposition itself as a bigger player in the space of mobile technology.

The rate at which technology is becoming even more integrated into our lives is astounding, and Google is on the forefront of that mission. With its app for Android users, called “Google Keep,” it hopes to target early software adopters looking for another way to manage all of their sticky notes, photos, and lists. But yet again, a central component to this new advancement is trust. While some users are easily giving up more private ground in the routine of their daily lives, others are questioning whether or not the free services are worth it, especially because similar projects like Google Reader or iGoogle have been terminated.⁴⁶

For Google, these privacy issues and other antitrust criticisms have taken off internationally, resulting in various fines and penalties across the globe. Such fees are usually already factored into the business expenses of large data-mining corporations like Google. But these fines are not uncommon. Rather, it is the opposite and often considered regular behavior. The EU has been particularly aggressive with Google. Between 2017 and 2019, a series of three large fines relating to alleged antitrust issues were levied by the EU against the company. The first, totaling US\$2.7 billion, related to Google's manipulation of search results by directing retail customers to its own shopping comparison website. The second, issued in 2018 and totaling US\$5 billion, was levied against Google due to claims that the company required Android-operated cellphone users to download additional Google applications. In 2019, a further US\$1.7 billion fine was issued against Google due to claims that it manipulated the placement of its own advertisements to the detriment of its competitors.⁴⁷

Google's extensive reach in data is only growing in size. At around the same time that Germany was bringing its charges against Google, Google

cemented its Global Human Trafficking Hotline Network, committing \$3 million to bring together three NGOs: Polaris Project, Liberty Asia, and La Strada International. But one question still remains, even in the face of Google's good intentions: Can this company be trusted with sensitive information now regarding potentially trafficked victims? Have we gone too far by giving Google so much credit and by painting Google with a philanthropic stroke? In response to these questions, head of philanthropy at Palantir Technologies Jason Payne points out, “Just because someone's human rights have been eviscerated, doesn't mean that their civil liberties and electronic rights can be eviscerated.”⁴⁸ Regardless of Google's legal efforts and privacy challenges, it is still pressing on with several innovative projects.

Google has developed several other projects including Google Home, Google's attempt at home automation, connecting light bulbs, coffee pots, and alarm clocks.⁴⁹ Another project is Google Fiber, which focuses on delivering Internet speeds “100 times faster than the average Internet connection in the United States.”⁵⁰ Driverless cars are also another ambitious goal for the company, which would go nicely with its current database of road maps. Google's strategy is clear: With billions of dollars spent on research and development, Google knows that it has a responsibility to push out products that no other company would dare to dream about, all the while pursuing high-tech inventions that integrate with our daily lives.

To better structure the company for future innovation and diversification, Google reorganized itself under a newly formed umbrella company, called Alphabet Inc., in 2015. Alphabet Inc. consists of multiple subsidiaries, each with a distinct focus. Under this new corporate structure, the Google Inc. brand continues to operate Google.com, Google Maps, and YouTube, but the tasks associated with other company goals are spread to newly created Alphabet Inc. subsidiaries. Calico, incorporated in 2013, is centered around biotech research and development, with a specific focus on disease and aging.

Google Capital and GV (formerly Google Ventures) function as the venture capital arms of Alphabet Inc., targeting both tech startups and growth-stage companies. Perhaps the most interesting subsidiary is Google X Page 411 (known simply as “X”), which functions as the heart of innovation at Alphabet Inc. As a secret research and development lab, Google X is responsible for developing the driverless car and Google Glass. Another exciting project, called “Project Loon,” involves the deployment of atmospheric balloons to increase Internet access worldwide.

As Google expands, and its presence permeates developing markets, its opportunities are abundant. This is especially true because most of the newly connected Internet users are living in areas of conflict and could potentially experience drastic changes to their social structures as a result of interacting with Google. A company such as Google could extend its influence beyond that of a nation-state by empowering desperate citizens with the ideas or information they need to incite a revolution. New innovative Google projects, like “Project Loon,” will connect the developing world with access to information and communication in ways that were previously impossible.

Ultimately, Google's international strategy will continue to align itself with its information strategy, continually leveraging the opportunities of both computational science and human ingenuity. At the same time, Google will continue to face political threats of censorship and information restriction and challenges to its privacy policies and practices. But the reverberations from its new technology will continue to generate commotion in the markets and challenges to governments and their information policies.

Questions for Review

1. How would you characterize China's market for online search and related services?

- Why was Google initially attracted to China? What changed its perspective?
2. perspective?
 3. Should companies like Google conform to the Chinese government's expectation regarding privacy, censorship, and distribution of information?
 4. What advantages does Baidu have over Google in the Chinese marketplace? How might Google overcome those advantages?
 5. What recommendations would you make for Google in China going forward?

Prepared by Karl Li and Pin-Pin Liao of Villanova University under Professor Jonathan Doh as the basis for class discussion.

ENDNOTES

1. “Wife & Son of Well-Known Political Prisoner & Christian, Guo Quan Arrive in US,” ChinaAid.org, January 24, 2012, <https://www.chinaaid.org/2012/01/wife-son-of-well-known-political.html>.
2. Ibid.
3. “About,” Google, <https://about.google>.
4. Justine Lau, “A History of Google in China,” *Financial Times*, July 9, 2010, <http://ig-legacy.ft.com/content/faf86fbc-0009-11df-8626-00144feabdc0#axzz5uUFaHm55>.
5. Ibid.
6. John Battelle, “The Birth of Google,” *Wired*, August 1, 2005, https://www.wired.com/wired/archive/13.08/battelle.html?tw=wn_tophead_4.

7. Lawrence Page, Sergey Brin, Rajeev Motwani, and Terry Winograd, "The PageRank Citation Ranking: Bringing Order to the Web," Stanford Digital Library Project, September 16, 1997, <http://ilpubs.stanford.edu:8090/422/1/1999-66.pdf>.
8. "BackRub," Google Web Archives, December 4, 1997, <http://web.archive.org/web/19971210065425/backrub.stanford.edu/backrub.html>.
9. "From the Garage to the Googleplex," Google, <https://about.google/intl/en/our-story>.
10. "If the Check Says 'Google Inc.,' We're 'Google Inc.,'" *Wired*, September 7, 2007, <https://www.wired.com/2007/09/dayintech-0907>.
11. "Google Receives \$25 million in Equity Funding," *Google Web Archives*, June 7, 1997, <http://web.archive.org/web/20000309205910/http://www.google.com/pressrel/pressrelease1.html>.
12. "Google Goes Global with Addition of 10 Languages," Google, May 9, 2000, <http://googlepress.blogspot.com/2000/05/google-goes-global-with-addition-of-10.html>.
13. "Internet and Search Engine Usage by Country," Internet World Stats, http://ptgmedia.pearsoncmg.com/images/9780789747884/supplements/9780789747884_appC.pdf.
14. Larry Page, "Google Goes Global with Addition of 10 Languages," Google, May 9, 2000, <http://googlepress.blogspot.com/2000/05/google-goes-global-with-addition-of-10.html>.

15. Maureen Gleeson, "Why Google Can't Dominate Search in South Korea," *Oban Digital*, January 30, 2015, <https://obaninternational.com/blog/why-google-cant-dominate-search-in-south-korea>.
16. Ginny Marvin, "Google Still Dominant, but Baidu Benefitting from Google Ban in China Says eMarketer," March 31, 2015, <http://searchengineland.com/google-still-dominant-but-baidu-benefitting-from-google-ban-in-china-says-emarketer-217745>.
17. "Google Losing Market Share in China," *Search Engine Journal*, September 21, 2006, <https://www.searchenginejournal.com/google-losing-market-share-in-china/3816>.
18. Rebecca Fannin, "Why Google Is Quitting China," *Forbes*, January 15, 2010, <https://www.forbes.com/2010/01/15/baidu-china-search-intelligent-technology-google.html>.
19. "From the Garage to the Googleplex."
20. Andrew McLaughlin, "Google in China," Google, January 27, 2006. <https://web.archive.org/web/20190403060504/https://googleblog.blogspot.com/2006/01/google-in-china.html>.
21. Fannin, "Why Google Is Quitting China."
22. Ibid.
23. "Google Losing Market Share in China."
24. "Google Losing Market Share in China."
25. Ibid.
26. Ibid.

27. "Web History of China," Time Toast,
<https://www.timetoast.com/timelines/web-history-of-china>.
28. Lau, "A History of Google in China."
29. Ibid.
30. Ibid.
31. "Google Aims to Stay in China Despite Censorship Clash," *Financial Times*, January 22, 2010, <https://www.ft.com/intl/cms/s/2/f9ff5bcc-06ce-11df-b058-00144feabdc0.html#axzz2RynyO1Rd>.
32. Chris McGreal and Bobbie Johnson, "Hillary Clinton Criticises Beijing over Internet Censorship," *The Guardian*, January 21, 2010, <https://www.theguardian.com/world/2010/jan/21/hillary-clinton-china-internet-censorship>.
33. "A New Approach to China: An Update," Google's Official Blog, March 22, 2010, <http://googleblog.blogspot.com/2010/03/new-approach-to-china-update.html>.
34. Loretta Chao, "Google Loses Chinese Market Share," *Wall Street Journal*, April 27, 2010,
<https://www.wsj.com/articles/SB10001424052748703465204575207833281993688>.
35. Charles Riley, "The Great Firewall of China Is Nearly Complete," CNN Money, December 30, 2014,
<https://money.cnn.com/2014/12/30/technology/china-internet-firewall-google>.
36. Dominic Rushe, "US Judge Writes Unhappy Ending for Google's Online Library Plans," *The Guardian*, March 22, 2011,

<https://www.theguardian.com/technology/2011/mar/23/google-online-library-plans-thwarted>.

37. Julianne Pepitone, “Google Strikes Deal with Publishers over Universal Library,” [CNNMoney.com](http://money.cnn.com/2012/10/04/technology/google-books-settlement/index.html), October 4, 2012, <http://money.cnn.com/2012/10/04/technology/google-books-settlement/index.html>.
38. Adam Liptak and Alexandra Alter, “Challenge to Google Books Is Declined by Supreme Court,” *New York Times*, April 19, 2016, <https://www.nytimes.com/2016/04/19/technology/google-books-case.html>.
39. “Pence Says Google Should Halt Dragonfly App Development,” *Reuters*, October 4, 2018, <https://www.reuters.com/article/us-usa-china-pence-technology/pence-says-google-should-halt-dragonfly-app-development-idUSKCN1ME20H>.
40. Ryan Gallagher, “Hundreds of Google Employees Tell Bosses to Cancel Censored Search Amid Worldwide Protests,” *The Intercept*, November 27, 2018, <https://theintercept.com/2018/11/27/hundreds-of-google-employees-tell-bosses-to-cancel-censored-search-amid-worldwide-protests>.
41. “Mobile Operating System Market Share China,” StatCounter, March 2019, <http://gs.statcounter.com/os-market-share/mobile/china>.
42. Paul Mozur, “China Criticizes Android's Dominance,” *Wall Street Journal*, March 5, 2013, <https://www.wsj.com/articles/SB10001424127887324539404578342132324098420>.

43. J. O'Dell, "China: Google's Too Controlling. We Should Create Our Own Damn Smartphone OS," *Venturebeat*, March 5, 2013, <http://venturebeat.com/2013/03/05/china-google-android-drama>.
44. Susan Decker and Brian Womack, "Motorola Buyout Fails to Yield Patent Jackpot for Google," *Business Report*, April 30, 2013, <https://www.iol.co.za/business/international/motorola-buyout-fails-to-yield-patent-jackpot-for-google-1.1508190#UYQPdrXqnoI>.
45. "Facts about Google's Acquisition of Motorola," Google press release, 2013, <https://www.google.com/press/motorola>.
46. Ezra Klein, "Google's Trust Problem," *Washington Post*, March 21, 2013, <https://www.washingtonpost.com/blogs/wonkblog/wp/2013/03/21/googles-trust-problem>.
47. Kelvin Chan and Raf Casert, "Europe Fines Google \$1.7 Billion in Antitrust Case," *AP*, March 20, 2019, <https://www.apnews.com/701658e16440433f840e15869b101fa8>.
48. Liat Clark, "Google Launches Global Human Trafficking Helpline and Data Network." *ARS Technica*, April 10, 2013, <https://arstechnica.com/tech-policy/2013/04/google-launches-global-human-trafficking-helpline-and-data-network/>.
49. "Google Home: Learn," Google, 2019, https://store.google.com/product/google_home_learn.
50. Chris Ciaccia, "Google's Future: Doing the Impossible," *BGR* April 19, 2013, <https://bgr.com/2013/04/19/google-earnings-analysis-q1-2013-449971>.

In-Depth Integrative Case 3.1

How Starbucks Convinced Indians to Embrace Coffee

Through superior product offerings, dependable customer service, and an emphasis on progression, Starbucks has quickly become one of the world's most recognizable coffeehouse chains. Aiding Starbucks' success is a focus on global development, which has served as a fundamental pillar of the firm's strategy since the opening of its first international location in Tokyo two decades ago.¹ This devotion to global expansion was further solidified in January of 2012 when Starbucks announced that it would be finally entering India, the fastest growing market in the world, through a 50/50 joint venture with Tata Global Beverages.² After almost five years of unsuccessful entry attempts, Starbucks and Tata's groundbreaking partnership would mark the beginning of a period of taste transitions within the nation.³

This partnership also ignited the blending of American and Indian preferences and styles within the coffee industry. The westernized Starbucks image, mixed with the cultural knowledge and products of Tata, created a unique consumer experience, one that has become particularly appealing to the rapidly growing Indian middle class. With a 2012 population of over 1.24 billion people, and an average of 66 percent and 54 percent of these citizens regularly drinking tea and coffee, respectively, the potential for a reliable coffeehouse chain in India was tremendous.⁴

Although the Indian coffee market had been attractive for some time, Starbucks' delayed entrance can be mainly attributed to the nation's hefty foreign restrictions. Even today, a nationalistic sentiment still lingers in the

previously socialist India, and many blockades are put in place to protect domestic firms. Nonetheless, there have been groundbreaking strides in liberalization within the past few decades, and only recently have partnerships such as Tata Starbucks been made possible.⁵

In one of the first public announcements made by the Tata Group on the joint venture, R. K. Krishna Kumar, Vice Chairman of Tata Global Beverages, spoke highly of the synergies present between the two companies. He noted that, “It (the joint venture) opens up exciting business opportunities and new formats for Tata Global Beverages. Starbucks brings unique retail expertise as well as a shared sense of business values. We are excited about the opportunities the alliance presents to innovate in the retail space and bring new beverage experiences to more consumers in India, leveraging the global in-home expertise of Tata Global Beverages and the global out-of-home expertise of Starbucks.”⁶

Although India may still be [a] tea drinking nation, coffee culture is progressing. Guided by young millennials and a westernized push, coffeehouse experiences have flourished, which in turn have enabled entrepreneurial partnerships like Tata Starbucks to blossom.⁷ With such massive potential within India, and Tata serving as a liaison to these markets, Starbucks is now primed for rapid growth within the previously locked off nation. As it stands, Starbucks is positioned to change the mentality and culture of Indian's coffee industry.

The Starbucks Experience

The Starbucks Corporation has transformed immensely since its opening in 1971, and the famed café was originally a distributor of roasted coffee beans. Being entirely operated by three former University of San Francisco classmates, Starbucks' original location in Seattle's Pike Place market did not actually sell beverages but was solely a roastery. In fact, much of Starbucks'

early influence came from a close friend of the founders, Alfred Peet, creator of Peet's Coffee. Starbucks originally received both supplies and techniques from Peet himself, and as the company progressed, the founders discovered their own signature roasting styles and blends. The superiority of these original practices, and an early commitment to an excellent product and experience, would come to serve as the foundation for the firm's renowned brand.⁸

Although Starbucks quickly gained popularity, location and product line expansion were never a focus for the original founders. This would change when Howard Schultz joined the growing Starbucks team as Director of Retail Operations and Marketing in 1982. Schultz pushed the founders to transform Starbucks from a roastery to a café, and he even spent time in Europe observing Italian coffee houses that he hoped the company would mimic. Shultz would bring these concepts back to Seattle, and in 1984, the first Starbucks café latte was sold, marking the beginning of Starbucks' modern menu.⁹

In 1985, Schultz left Starbucks in order to open his own coffee shop, Il Giornale, where he had hoped to offer a more formal dining experience with a wider menu selection. Shultz's quick success at Il Giornale inspired him to acquire Starbucks just two years later, and through this acquisition, he gained access to the company's name, network, and reputation.¹⁰ Following this acquisition, Starbucks' values were modified to emphasize rapid development, expansion, and customizability, and within a decade, hundreds of new locations and products were being offered. Today, there are over 29,000 Starbucks cafés in 76 countries and the number of international locations has surpassed domestic ones as of 2018.¹¹

Starbucks was listed on the New York Stock Exchange in 1992 with an initial public offering of 17 dollars a share. Starbucks has climbed since and revenue reached US\$24.7 billion in 2018, up 10 percent from the previous

year. With a market capital of over US\$81 billion, Starbucks is the world's largest global coffee chain.¹² Measured by outlet numbers, Starbucks is the third largest global food chain and is only outmatched by [McDonald's] and Subway.¹³ Starbucks has also grown rapidly in areas outside of its core café operations, and its volumes rank third in coffee bean distribution and top ten in domestic tea distribution.¹⁴ With operations that encompass over 277,000 employees, each member of the Starbucks team is guided by the mission “to inspire and nurture the human spirit—one person, one cup and one neighborhood at a time.”¹⁵

Starbucks' success can be attributed to more than just its product offerings, and as CEO Howard Schultz explains, “Starbucks represents something beyond a cup of coffee.”¹⁶ While Starbucks is known for its high quality coffee, the company's real competitive advantage stems from the experience associated with its products. Every Starbucks café welcomes its customers with consistent quality, vast customizability, and a friendly and engaging workforce. The culmination of these ideas has been termed the “Starbucks experience” and has made Starbucks the “third place,” a place that describes a consumer's third most frequented location outside of home and work, for many.¹⁷ This unique experience has resulted in passionate customer loyalty, positive brand perception, and a recognizable image.¹⁸

Although Starbucks' growth has been mainly organic, acquisitions have often been a tactic used to spur the development of lesser established segments. To expand its product offerings, Starbucks has acquired companies such as Ethos Water and Evolution Fresh, and the purchases of these premium water and juice distributors has allowed the firm to gain entry into markets that present strong synergies and opportunities.¹⁹ Similarly, in 2012 Starbucks purchased Teavana for US\$620 million. Despite closing all 379 Teavana outlets in 2018, Starbucks has still managed to successfully funnel former

Teavana customers into Starbucks' cafés by leveraging the acquired firm's expertise.²⁰

Starbucks is equally focused on environmental protection. This emphasis has resulted in organizational practices, including the development of fully recyclable packaging and the creation of an initiative that would lower in-store water consumption by over 25 percent within the next ten years. Starbucks is also a founding member of the Business for Innovative Climate and Energy Policy (BICEP) and a signatory of the RE100, a corporate commitment program focused on purchasing 100 percent renewable energy.²¹

Starbucks is committed to improving the quality of life of the communities it operates in, and each year over 50,000 Starbucks partners participate in more than 2,800 projects during Starbucks' Global Month of Service. Starbucks transmits this commitment onto the communities it sources from, and through a partnership with the Conservation International, Starbucks has promised to buy 100 percent ethically sourced coffee. Starbucks also focuses on improving the education, health, and employability of fledgling farmer populations, and its Global Farmer Fund Program has invested over US\$50 million in financing projects for farming communities.²² Starbucks' emphasis on charitable giving has resulted in the company consecutively ranking among the top ten of the world's most admired companies.²³

Starbucks' International Outreach

Starbucks has been sourcing coffee beans from African, Latin American, and Asian Pacific regions since its founding, but it was not until the 1990s that cafés began to open outside of North America. Since then, international expansion has been rapid, and Starbucks now has locations in every country it sources from.²⁴ Starbucks' success stems from its ability to transform the tastes and preferences of the nation it enters. In Mexico, for instance, coffee

consumption has increased an estimated 100–150 percent since Starbucks' first appearance in 2002.²⁵

Emphasizing localization has been critical to Starbucks' expansive success. Starbucks has adapted and rearranged its offerings and strives to cater to the unique history and culture of each country in which it operates. To appeal to French taste preferences, the firm offers unique Viennese coffee and foie gras sandwiches. In the Netherlands, Starbucks has constructed stages inside its cafés as this promotion of performance is particularly common throughout the nation. Even within the UK, Starbucks has adapted by allowing over 60 percent of all locations to be operated as franchises. With an abnormally high number of franchises in this region, Starbucks hopes to align itself with the UK's cultural preference for independent, local, and self-sufficient cafés.²⁶

A strategic focus on café location and a careful adjustment of product offerings has allowed for smooth market penetration by Starbucks throughout the world. “Starbucks remains highly respectful of the culture and traditions of the countries in which it does business,” explained Howard Shultz. “We recognize that our success is not an entitlement, and we must continue to earn the trust and respect of customers every day.” Localizing offerings has allowed the company to gain this trust, and in turn, has changed foreign perspectives of Starbucks.²⁷

Starbucks Milestones

- 1971** • Starbucks opens its first location in Seattle's Pike Place Market.
- 1982** • Howard Schultz joins Starbucks as director of retail operations and marketing.
- 1984** • Sells first Caffè Latte.

- 1985** • Schultz leaves Starbucks to open Il Giornale, where all coffee and espresso beverages were made from Starbucks coffee beans.
- 1987** • Il Giornale acquires all Starbucks assets and changes its name to Starbucks.
- Opens its first international location in Canada.
- 1988** • Offers full health benefits to all eligible full- and part-time employees, including coverage for domestic partnerships.
- 1989** • Opens its 50th store.
- 1990** • Expands its Seattle headquarters.
- 1991** • Becomes the first privately owned U.S. company to offer a stock option program that includes part-time employees.
- Opens its first airport store at Seattle's Sea-Tac International Airport.
- Opens its 100th store.
- 1992** • Announces initial public offering (IPO).
- Partners with Nordstrom and Barnes & Noble to open cafés near their locations.
- 1993** • Opens its second roasting plant in Kent, Washington.
- Opens its first location on the East Coast in Washington, D.C.
- Opens its 250th store.
- 1994** • Opens first drive-thru location.
- 1995** • Through a coalition with Pepsi-Cola, Starbucks begins

serving Frappuccino beverages.

- Opens its 500th store.
- 1996**
 - Begins selling bottled Frappuccino coffee drinks through North American Coffee Partnership.
 - Opens its first overseas locations in Japan and Singapore.
 - Opens its 1,000th store.
- 1997**
 - The Starbucks Foundation is established.
 - Opens stores in the Philippines.
- 1998**
 - The Starbucks brand begins selling in grocery stores across the U.S.
 - Launches Starbucks.com.
 - Opens stores in England, Malaysia, New Zealand, Taiwan, and Thailand.
- 1999**
 - Acquires TazoTea.
 - Partners with Conservation International to promote sustainable coffee-growing practices.
 - Opens stores in China, Kuwait, Lebanon, and South Korea.
 - Opens its 2,000th store.
- 2000**
 - Establishes licensing agreement with TransFair USA to sell Fairtrade certified coffee across North America.
 - Opens stores in Australia, Bahrain, Hong Kong, Qatar, Saudi Arabia, and United Arab Emirates.
- 2001**
 - Introduces ethical coffee-sourcing guidelines developed in partnership with Conservation

International.

- Introduces the Starbucks Card.
 - Opens stores in Austria, Scotland, Switzerland, and Wales.
- 2002**
- Opens stores in Germany, Greece, Indonesia, Mexico, Oman, Puerto Rico, and Spain.
 - Opens its 5,000th store.
- 2003**
- Opens two new roasting facilities in Carson Valley, Nevada and Amsterdam, Netherlands.
 - Opens stores in Chile, Cyprus, Peru, and Turkey.
- 2004**
- Begins sourcing coffee from India through Tata Coffee.
 - Introduces Starbucks Coffee Master Program.
 - Opens stores in France and Northern Ireland.
- 2005**
- Acquires Ethos Water.
 - Opens stores in Bahamas, Ireland, and Jordan.
 - Opens its 10,000th store.
- 2006**
- Announces interest in expanding into Indian.
 - Launches industry's first paper cup containing postconsumer recycled fiber.
 - Opens stores in Brazil and Egypt.
- 2007**
- Indian expansion is delayed due to governmental obstacles.
 - Opens stores in Denmark, the Netherlands, Romania, and Russia.
 - Open its 15,000th store.
- 2008**
- Howard Schultz returns as chief executive officer.

- Acquires Coffee Equipment Company and Clover brewing systems.
 - Establishes social media presence through Twitter, Facebook, and independent online community called My Starbucks Idea.
 - Opens stores in Argentina, Belgium, Bulgaria, Czech Republic, and Portugal.
- 2009**
- Introduces first iPhone app with Starbucks card mobile payment option.
 - Opens roasting plant in Sandy Run, South Carolina.
 - Opens stores in Aruba and Poland.
- 2010**
- Opens stores in El Salvador, Hungary, and Sweden.
- 2011**
- Starbucks and Tata Global Beverages sign a non-binding Memorandum of Understanding.
 - Launches first annual Global Month of Service to celebrate the company's 40th anniversary.
 - Opens stores in Guatemala, Curacao, and Morocco.
- 2012**
- Announces 50/50 joint venture with Tata Global Beverages.
 - Opens its first Indian café within the historical Elphinstone Building of Mumbai's Horniman Circle.
 - Announces progressive pay and benefit structure for all Indian employees.
 - Opens Starbucks Soluble Plant in Augusta, Georgia.
 - Opens stores in Costa Rica, Finland, India, and Norway.
- 2013**

- Starbucks and Tata Coffee open joint roasting and packaging plant in Kushalnagar, Karnataka.
- Expands Indian presence by opening cafés in New Delhi.
- Enters Pune and Bengaluru, India.
- Expands into Gurgaon, India's epicenter for financial and industrial business.
- Begin servicing in New Delhi's Indira Gandhi International Airport and Mumbai's Chhatrapati Shivaji International Airport.
- Creates specialty Indian sourced coffee, named India Estates Blend, to celebrate one year in India.
- Introduces most popular drink, Salted Caramel Mocha, in India.
- Opens farming research and development center in Costa Rica to strengthen ethical sourcing efforts.
- Opens stores in Vietnam and Monaco.
- Opens its 30th store in India.
- 2014** • Begins selling Pour-Over Sets within India in order to expand its in home presence.
- Enters Chennai, India.
- Establishes its first Indian month of community service in September.
- Launches My Starbucks Rewards loyalty program throughout India.
- Reaches 1,000 partners within India.

- Opens stores in Brunei and Colombia.
 - Opens its 20,000th store.
 - Opens its 50th store within India.
- 2015**
- Announces that India has become its fastest growing market.
 - Begins working with the Food Safety and Standards Authority of India (FSSAI) to ensure and improve quality standards of Indian offerings.
 - Hosts first Coffee Championship within India.
 - Sumi Ghosh is elected chief executive officer of Tata-Starbucks.
 - Reaches 99 percent ethically sourced coffee milestone.
 - Announces the Sustainable Coffee Challenge at the U.N. climate negotiations in Paris, which would make coffee the world's first sustainably sourced agricultural product.
 - Opens stores in Azerbaijan, Cambodia, Kazakhstan, and Panama.
 - Opens its 75th store within India.
- 2016**
- Makes single origin coffee from India available in Starbucks Reserve Roastery.
 - Introduces Tata's Himalayan water throughout all Chinese and Asian Pacific regions.
 - Introduces coffee aboard Vistara flights.
 - Begins the development of two new Indian plantations.
 - Announces five-day work schedule for all Indian partners.

- Opens stores in Andorra, Luxembourg, Slovakia, South Africa, and Trinidad and Tobago.
- Opens its 25,000th store.
- 2017**
 - Announces commitment to becoming the “employer of choice” in India.
 - Introduces Teavana specialty tea across India.
 - Introduces Starbucks' mobile app across India.
 - Employees become eligible for the Tata Strive program.
 - Begins offering specialty Nitro Cold Brew products throughout India.
 - Begins offering specialty Indian Spiced Majesty Blend tea.
 - Expands hiring commitment to include 10,000 refugees by 2022.
 - Kevin Johnson becomes chief executive officer while Howard Schultz transitions to executive chairman.
 - Opens stores in Jamaica.
 - Opens its 100th store within India.
- 2018**
 - Enters Kolkata, India.
 - Opens Starbucks Reserve Roastery locations in Milan and New York.
 - Opens first Signing Store in Washington, D.C.
 - Howard Schultz retires from Starbucks and becomes chairman emeritus.
 - Opens stores in Italy.

India's Changing Marketplace

As a result of British colonization and a socialist mentality that lingered after independence, India remained isolated from most of the world during the majority of the 20th century. Up until the early 1990s, strict nationalistic regulations were implemented in order to protect local firms and achieve productive self-reliance. The promotion of centralized planning within India led to governmental manipulation of company initiatives and firm successes. The Indian government also strictly blocked foreign competition, and obstructive custom barriers were implemented in order to deter widespread importation and entrance by foreign firms. According to scholars on the subject matter, “In this post-colonial context, the development model of import substitution consisted of four main measures: A large public sector, centralized planning in which industry and agriculture were favored, high trade barriers, and a restrictive system of administrative authorization.”²⁸

In 1973, the Indian Parliament solidified its protectionist mentality through the passing of the Foreign Exchange Regulation Act (FERA). Under this ordinance, any foreign owned company within India was required to sell the majority share of its equity holdings to Indian shareholders. Not only did this deter entrance by foreign companies, but it also led to the withdrawal of many already established firms such as Coca-Cola and IBM. FERA effectively placed both multinational corporations and local Indian companies under the control of India's central bank and therefore made foreign entrance undesirable and nearly impossible.²⁹

As India's policies became more protectionist, its economy faltered and annual growth stagnated at around 3 percent during the 1980s. Decades of poor policy decisions lead to an inability to pay debt, a lack of foreign investment, and ultimately, a balance of payments crisis. In an effort to generate relief funding, India began implementing economic liberalization

reforms in 1991. These reforms were meant to globalize the economy and lessen the government's control over the private sector. In less than a decade following these reforms, tariffs had fallen by 120 percent and exports had more than tripled.³⁰ Similarly, economic liberalization also led to the undoing of FERA policies and some foreign firms were now eligible to enter India through joint ventures in which the firm could retain a 51 percent majority equity stake.³¹

In the decades following liberalization, India's economy has flourished. The nation has consistently recorded annual GDP growth rates of over 7 percent, and India is now projected to become the world's fastest growing economy.³² While many Indians may still live below the poverty line, poverty has nonetheless seen a 10 percent reduction since 2010 and India's GDP per capita is up 6.5 times since liberalizing.³³ In recent years, India has become a highly targeted market due to its expanding wealth and population of over 1.3 billion people. With one of the most rapidly growing middle classes in the world, India will be the third largest consumer market by 2025. This presents immense opportunities for consumer products such as Starbucks' coffee.³⁴

India's increasing growth and fading regulations have led to mounting foreign interest. For instance, prior to 1991 there were less than 500 foreign-owned corporations active within India. Today however, there are closer to 4,000 foreign-owned companies and major brands such as Walmart, Page 417 Dunkin' Donuts, and General Motors are all actively fighting to gain a foothold in this high potential market.³⁵ India now ranks as one of the top ten most highly invested in countries, and the nation received over US\$40 billion in 2018 investments, up from as little as US\$100 million three decades ago.³⁶

In a foreign market survey conducted by EY analysts, India was titled the world's most attractive market. According to this survey, over 60 percent of corporate partners possess a strong interest to expand into India, and 86 percent of respondents referenced that India's cheap, skilled, and trainable

labor force was their main driver of interest. However, over 50 percent of respondents noted that the nation's legislative and administrative environment was their biggest deterrent.³⁷ While it is clear that India's business environment is making significant developmental strides, moving ahead 28 positions in the 2018 Ease of Doing Business indicator report, the nation, which ranks 77th overall, still has many hurdles to overcome.³⁸

Starbucks' Mounting Interest

Policy reform and economic liberalization allowed Starbucks to consider entering India, and the rapidly growing market that resulted from these reforms furthered the appeal of entrance. In 2006, the year Starbucks first announced its interest in India, the Indian government had relaxed regulations so that single brand retail outlets could maintain a 51 percent majority hold over their investment. In 2012, the year of Starbucks entrance, India fully opened its market to foreign investors, now allowing a 100 percent investment in this same context. By being classified as a single brand retail outlet, Starbucks was primed for Indian entrance in the early 2000s, something which would have not been possible 20 years prior.³⁹

To Starbucks, the appeal of India was not solely based on relaxed regulations. The profitability potential of the nation was also a tremendous factor to be considered. India's average national income, which peaked at 9.6 percent growth in 2007, had averaged around 7 percent growth during the first decade of the twenty-first century. This rising rate of personal wealth, mixed with an increasingly westernized attitude, propelled Starbucks' interests in the Indian market further. Additionally, international development, expansion of product lines and experiences, and diversification of customers had always been some of Starbucks' core values. India presented the ideal mentality, opportunities, and population for Starbucks to live out these values and aid in its mission of converting consumers into coffee lovers.⁴⁰

Since the 1990s, middle class wealth within India had been growing alongside a falling population age, and these demographics aligned well with Starbucks' typical consumer base. Starbucks generally attracts younger consumers, and over one third of its customers fall into the 18 to 29 age range.⁴¹ With around 40 percent of Indians being under 18 and over 65 percent being under 35, Starbucks should be able to retain, attract, and grow from the consistently young population that is expected to permeate into India's future.⁴²

Prior to Starbucks' entrance, India's food service market was valued at US\$41 billion and was expected to grow at a rate of 11 percent through 2018. India had become the second largest producer of food next to China, and food production was estimated to double within the decade.⁴³ This increase in production was matched with higher consumption, and the market for retail food outlets, such as Starbucks, has been rapidly growing. Aiding in this market growth was the growth of the coffee industry, and coffee consumption within India doubled between 2002 and 2012. While Indians may not have been drinking coffee at the same rate as Americans, the sheer volume of possible consumers, mixed with definitive future growth, was highly appealing to Starbucks.⁴⁴

While India was becoming increasingly attractive, growing domestic competition also pushed Starbucks to look for opportunities beyond its established markets. Within the U.S., Starbucks had been facing competitive growth from both cheaper national chains, as well as newly emerging mom-and-pop cafés. For instance, in the 1990s Dunkin' Donuts shifted its focus to coffee and the “America runs on Dunkin’” tagline pushed consumers to try a cheaper alternative with a similarly extensive product line. Similarly, McDonald's \$1 coffee had gained interest from consumers who saw no value in Starbucks' premiums. Although Starbucks remains a clear market leader, over the last few decades, domestic consumers have gradually reevaluated the higher price for quality payoff that Starbucks presents.⁴⁵

Starbucks' motivation to enter India was further influenced by the success and profitability that the firm had already seen in Asian markets. During a shareholders meeting, Howard Schultz had noted that, "Asia and the entire Pacific Rim present one of the most significant growth opportunities within Starbucks Coffee Company. India being at the core, along with China."⁴⁶ Prior to Starbucks' Indian entrance, China, and the Asian market as a whole, had become Starbucks' most rapidly growing segment. In 2012, Asia has surpassed EMEA in profitability, and this region contributed to more than 10 percent of global revenue.⁴⁷ With Asia holding more than half of the world's population, and India retaining some of the most densely populated regions, Starbucks had hoped to enter the nation in order to replicate past successes and to take advantage of the synergies and insight learned from previous Asian expansions.⁴⁸

While India did display countless opportunities and large synergistic potential, Starbucks' delayed entrance was the result of many uncertainties that nonetheless persisted. Regulatory transparency was Starbucks' greatest obstacle. While there had been groundbreaking strides in India's liberalization, the unpredictability of the Indian government presented a major threat. In addition to formal barriers, informal perceptions rooted in a xenophobic past remained a challenge for Starbucks as it would be difficult for the firm to overcome nationalistic opposition to a completely foreign product. Blockages and barriers deferred early entrance attempts, and the company quickly realized that breaking into India would only be possible with the support of a local partner.⁴⁹

Irregular and excessive supplier restrictions presented yet another challenge for Starbucks. Starbucks has generally sourced its high-quality coffee beans from secure locations in Africa, Asia, and Latin America.⁵⁰ However, Indian restrictions tightly regulate what countries specific products could be sourced from, and India's tariff system has been defined by its lack of

transparency. Tariff calculations are multi-tiered and fall into four segments with certain products facing additional tariffs from each segment. By emphasizing the protection of the domestic agricultural industry, India has instilled tariffs as high as 100 percent on specific agricultural products like coffee and tea. These excessive fees would make it too costly for Starbucks to source from their typical suppliers, and thus, the firm would be challenged to invest in costly alternatives.⁵¹

Despite the fact that Starbucks had hoped to enter India in order to free itself from competitive hurdles, the firm would nonetheless have to face already established coffee and tea shops within India. Companies such as Café Coffee Day and Barista dominated the Indian market. For instance, Café Coffee Day had been present in India since 1995 and had over 1,000 outlets prior to Starbucks' entrance. These retailers had been investing in the Indian market for years and initiatives such as setting up smaller kiosk locations and offering hot coffee through vending machines had resulted in already established ubiquitous brands. In addition to its full-service cafés, Café Coffee Day alone had set up over 600 kiosks and 30,000 vending machines.⁵² While the coffee market may have already had established players, the greatest competitive force working against Starbucks was chai tea, as chai accounted for an estimated 79 percent of all nonalcoholic beverages consumed within India. Many local cafés began to establish themselves due to the dominance of the tea market and the growth of coffee, and this growing saturation of cafés within India added to Starbucks' challenges.⁵³

Race for a Strategic Partner

In 2006, Starbucks officially announced its intentions to enter India, and while the firm had hoped to be established within the nation by the end of 2007, early governmental blockades delayed progression. Starbucks' original entrance strategy was to set up a network of franchises. However, due to strict

franchisee regulations, the Indian government suggested that Starbucks enter under the FDI model instead. With a more definitive approach, Starbucks submitted an entrance proposal to India's Foreign Investment Promotion Board (FIPB) in early 2007. Unfortunately for Starbucks, the FIPB immediately rejected the proposal, citing a “lack of clarity,” and the firm would spend the next five years reevaluating potential partners and entry strategies before sanction would be granted.⁵⁴

In order to meet FDI guidelines, Starbucks initially planned to partner with Kishore Biyani, managing director of India's Future Group, and V.P. Sharma, operator of Starbucks Indonesia franchises. The firm had hoped to leverage Sharma's experience of Starbucks in Asia and Biyani's knowledge of Indian FDI regulations to gain entrance.⁵⁵ Nonetheless, Starbucks' following entrance proposal was rejected. This time, the FIPB claimed that the combined stakes of Starbucks and Sharma breached the 51 percent FDI limit that foreign owners of a single branded retail venture could hold. A revised proposal where Starbucks noted that it would not hold any direct equity in its Indian operation was subsequently rejected. By the end of 2007, Starbucks had announced that it would be delaying its Indian entrance due to consistent hurdles, a lack of coordination, and faults in its original partnership plan.⁵⁶

As a result of mounting stakeholder pressure to quickly enter India, Starbucks sought out new partnership opportunities. This time the firm landed on the Tata Group. The Tata Group, which was founded in 1868 as a textile wholesaler, is now one of India's largest conglomerates. Ratan Tata, chairman of the Tata Group, has been described as the “most powerful business man in India and one of the most powerful in the world.”⁵⁷ This presence can be attributed to the firm's core value of expansion, which had led to the development of over 30 companies across 10 verticals. Today, the Tata Group's product lines range from cars, software, and steel to chemicals, coffee and consulting.⁵⁸

The Tata Group's emphasis on diversification has led to constant acquisition, collaboration, and partnerships. Consequently, the Tata Group has grown into a global company with a presence in over 100 countries and revenues exceeding US\$110 billion. Global ventures by the firm have included Jaguar and Land Rover by Tata Motors in the UK and Millennium Steel in Thailand by Tata Steel.⁵⁹ The Tata Group has seen much success in its diversified ventures. Taj Hotel Resorts is India's largest hotel chain, Tata Consultancy Service is Asia's largest software company, and Tata Global Beverages, which operates in tea, coffee, and water, is the world's second largest maker of branded tea.⁶⁰

Tata Global Beverages owns most of its vast supply chain network, which consists of plantations, processing plants, and packaging and distribution facilities. Products are sourced from across the world, yet the firm's most substantial coffee and tea plantations are located within India. The firm's close relationship with the Indian government and its dominance over the beverage market have led to a competitive edge in resource attainment. Furthermore, the firm's vision of “being the most admired natural beverages company in the world by making a big and lasting difference on tea, coffee and water” has resulted in a mentality that chases further market dominance.⁶¹

For Starbucks, a partnership with the Tata Group would allow the firm to overcome India's regulatory blockades. The Tata Group had past experience forming foreign partnerships and the company's established governmental relationships would ensure a smooth entrance process.⁶² Being an Indian-founded firm meant that Tata Global Beverages would meet all FDI partnership qualifications.⁶³

The Tata Group also had the ability to provide the cultural relevance crucial to penetrating the Indian market. Indians are more likely to hesitate when buying foreign goods and more than half of all Indians note that they are more willing to buy a product that they know was produced locally. Placing

the well-known Indian name of Tata among the Starbucks label had the potential to create the perfect blend of Western prestige and local cultural significance.⁶⁴

A partnership with Tata Global Beverages would also mean access to all other business lines within the Tata Group conglomerate, which would open the door to seemingly limitless synergistic potential. For instance, Starbucks could easily find retail space within the lobbies and outlets of Tata's Taj Hotels.⁶⁵ Similarly, the partnership would also mean the mitigation of many of Starbucks' supplier concerns. Tata Global Beverages owns 19 coffee plantation estates in southern India alone. It also owns water processing facilities and multiple tea plantations. Having a domestically established supplier as a partner would provide Starbucks with cheap sourcing alternatives.⁶⁶

Finding a partner who shares similar values was another key consideration for Starbucks as the firm's progressive, opportunistic, and excited personality had the potential to cause friction with less open-minded companies. Starbucks and Tata Global Beverages both share very similar positions on societal giving, ethical sourcing, sustainability, and employee rights and improvement. Both firms also follow similar practices when conducting business, and they each operate with very similar considerations in mind.⁶⁷ Prior to Starbucks' entrance, R.K. Krishnakumar, Chairman of Tata Coffee, noted the parallels between the two companies' aspirations by saying, "we welcome Starbucks' entrance into India because of both its unique experience and its commitment to the societal values that we share."⁶⁸

Presenting a Joint Venture Proposal

Starbucks had been sourcing from India prior to its market entrance. In 2004, Starbucks and Tata Global Beverages established a long-term sourcing agreement in which Starbucks had promised to regularly purchase an

undisclosed amount of raw coffee beans from Tata's Indian plantations at 40 cents over market price. This supplier customer relationship would come to define how Starbucks would later enter India and this agreement established the Tata Group as a reliable partner early on.⁶⁹

Less than a decade after Starbucks agreed to purchase coffee beans from Tata Coffee, the two firms decided to further their relationship. In January of 2011, Starbucks and Tata Global Beverages signed a non-binding Memorandum of Understanding.⁷⁰ This agreement created areas for collaboration and noted that upon Starbucks' entrance into India, the firm would exclusively source from Tata's domestic plantations and roast green coffee beans within Tata's Indian facilities. The arrangement also established avenues to focus on societal cooperation, and the two would jointly invest in the development of agricultural communities by promoting responsible agronomy practices and offering training opportunities to local farmers, technicians, and agronomists.⁷¹

After nearly 5 years of repeated attempts, in January of 2012, Starbucks announced that it would be finally entering India through a 50-50 joint venture with Tata Global Beverages. Through an initial investment of US\$80 million, Starbucks had opened the door to India's US\$667 million coffee industry and US\$140 million café landscape. John Culver described Starbucks' anticipated strategy within India as, “moving as fast as possible in opening as many stores as we can” and the joint venture, officially labeled Starbucks Coffee: A Tata Alliance, had planned to open its first store in Mumbai by the end of the year.⁷² With a population of 18.4 million people, Starbucks would soon be located in India's largest city and planned on quickly embracing the rest of the nation.⁷³

Just weeks prior to Starbucks' joint venture announcement, the India government had declared that it would be revoking the FDI ownership limits on foreign retail outlets, meaning that Starbucks would have had the

opportunity to operate in India without a partner. When asked why Starbucks would enter with a partner given India's relaxation of FDI regulations, Howard Shultz responded by saying that, "India is like no other market in the world. Tata's position in India is very unique. It is a company that has unique capabilities in terms of infrastructure. But mostly their values were so consistent with ours, building a company with a conscience, treating people well, taking care of the communities, and we thought this was an opportunity to do something together that we just could not do ourselves."⁷⁴

While Tata Global Beverages had been supplying Starbucks with coffee beans since 2004, the joint venture agreement called for a modification of how Starbucks typically sourced its beans. Starbucks had usually leveraged its global supplier network and multiple international roasting facilities in order to deliver unique, high-quality blends to its customers. However, under this joint venture agreement, Starbucks agreed to purchase all coffee beans for Indian cafés domestically, and Starbucks' Indian operations mark the only instance in which the company exclusively sources and roasts the majority of its beans locally. In over four decades of operations, this was the first time an outside party would roast Starbucks coffee.⁷⁵

In order to support new Indian demand, Tata Global Beverages agreed to fund the creation of an improved coffee roasting facility in Coorg, Karnataka. This new facility would have the capacity to supply an additional 375 tons of roasted coffee beans. With the ultimate goal of combining the Starbucks experience with an India product, this supplier network would result in Starbucks being able to expand its capacity through signature Tata blends.⁷⁶

Other aspects of the agreement focused on building upon the shared synergies and mindsets of the two companies. Given the breadth of

the Tata Group, the two firms had hope to take advantage of overlaps

such as food production and outlet space. Additionally, Starbucks and Tata Global Beverages wished to further invest in India through both Tata-owned

plantations and local farming communities. Both companies planned on working together to promote the Indian coffee industry as a whole.⁷⁷

With the Tata Group as a guide, Starbucks finally had the opportunity to enter Asia's fastest growing market. The joint venture benefited Starbucks beyond simply granting entrance and this agreement would also lead to the mitigation of supplier barriers, the lessening of governmental restrictions, and the adding of cultural and regulatory knowledge. The extent of the Tata Group's landscape posed many opportunities for Starbucks to easily integrate into the retail landscape of India.⁷⁸

Tata Starbucks Takes Off

In October of 2012, Tata Starbucks opened its first Indian café. Located within the historical Elphinstone Building of Mumbai's Horniman Circle, the 4,500 square foot outlet would serve as the company's flagship store and would be used as a baseline for the image Starbucks wanted to create in India. As a result, this location was decorated in a way that would parallel upscale Indian culture, and the décor included hand carved wooden pillars, tables made out of Indian teak, and decorative vintage trunks. Howard Shultz, who was in attendance for the nation's grand opening, stated that Starbucks' original Mumbai outlet was, “the most beautiful, elegant, and dynamic store Starbucks has ever opened.”⁷⁹

With people lined up outside the store and queues described as being “miles long,” the excitement around Starbucks' initial opening attracted thousands of customers in just the first day. Tata Starbucks would quickly expand its Mumbai presence and within a week, two additional stores had opened. These outlets included a 1,500 square foot café located in the Oberoi mall and a third café situated within the Tal Mahal Palace Annex, a luxury hotel owned by the Tata Group. The success of these proceeding openings mimicked the first, and in an earnings call that occurred two weeks after

Starbucks' expansion, Howard Shultz described Starbucks' initial Indian success as “exceeding the firm's loftiest expectations.”⁸⁰

Although Starbucks did not publicly comment on the initial financial success of their Indian expansion, *Forbes* retail experts estimated that the company's Horniman Circle outlet was generating around Rs 8.5 Lakh a day (over US\$11,000). To put this into perspective, even the most established Indian coffee chains, such as Café Coffee Day, were only generating sales averaging around Rs 1 Lakh a day. While this initial success may have been inflated due to the excitement generated over the newness of Starbucks, it is nonetheless evident that Starbucks had quickly integrated itself within Indian society.⁸¹

Due to initial positive reception, Tata Starbucks quickly expanded its operations and within a year, over 30 unique outlets had opened. Starbucks cafés rapidly permeated shopping centers, airports, malls, and hotels, and by 2017, the firm had opened its 100th location. With over 45 years of experience, Starbucks' growth within India has been unprecedented, and India is now regarded as Starbucks' fastest growing market.⁸² As of 2018, Starbucks had expanded into over 125 locations within 7 cities, including Mumbai, Hyderabad, Chennai, Delhi, and Bangalore, all which have populations exceeding 5 million people.⁸³

Tata Starbucks' success within India can be attributed to how the firm has modified its accommodations in order to assimilate within Indian society. By customizing product lines, interactions, and store atmospheres, Starbucks has encouraged the subtle promotion of Indian culture within its cafés. The incorporation of societal twists are most clearly seen through menu offerings, and the Indian menu has been adapted to honor both local religious and cultural preferences. Starbucks cafés within India include both foreign themed dishes and standard products, and items such as Elaichi Mawa croissants and tandoori paneer rolls are exclusively served within Indian outlets. As a result

of menu modifications, food sales in India are larger than anywhere else in the world and make up nearly 25 percent of total sales. Due to the cultural importance of food, emphasis on how coffee can be paired with particular menu items has been encouraged throughout Indian cafés.⁸⁴

In addition to product offerings, both store atmospheres and customer interactions have also been modified to meet Indian expectations. For instance, Starbucks locations within the U.S. have increasingly highlighted small, quick, and convenient interactions where customers can swiftly grab a cup of coffee before work or class. In India, however, this mentality has been refined and there is less emphasis on the product and more emphasis on the atmosphere.⁸⁵ Starbucks within India have become a place for customers to relax and hang out, and while people may come for the coffee, they typically linger for the experience. Starbucks cafés within India are built to feel cozy and homely. This adjustment explains why Starbucks invests so heavily in the decor of Indian cafés, why these cafés are typically larger than their American counterparts, and why food sales are much higher in India. Starbucks has become more of a cultural phenomenon than a coffee chain, and cafés serve as a place to socialize, do business, go on a date, or simply get away from home and work life. Starbucks cafés within India have quickly become “the third place” for many.⁸⁶

An Expanding Relationship

In 2016, Starbucks announced a set of initiatives aimed at further strengthening its relationship with the Tata Group. This development would begin with Starbucks selling Indian coffee in its esteemed Roastery Reserve location in Seattle. The Starbucks Reserve is known for selling the world's finest coffee blends, and the contribution of an Indian blend would promote the image of Indian coffee. Howard Schultz noted that, “Starbucks Reserve Tata Page 421 Nullore Estates, highlights the deep coffee heritage and expertise of

Tata to source, roast, and distribute the finest-quality Arabica coffees and elevates the story of India coffee for Starbucks' customers.” This introduction would build upon the legitimacy of Indian coffee, while also adding to the credibility of Tata's global coffee image.⁸⁷

In addition to introducing select Indian blends within U.S. tasting rooms, Tata Global Beverages and Starbucks have established additional collaborative efforts to build upon many of the synergies present between the two companies. For instance, Vistara Airlines, a joint venture between the Tata Group and Singapore Airlines, has recently begun selling freshly brewed Starbucks coffee on all Indian flights. Vistara Airlines is India's fastest growing full-service airline and it runs more than 450 weekly flights. As of 2016, Vistara has serviced more than 2 million travelers. The exclusivity of selling Starbucks coffee on these flights not only adds to the airline's image, but also opens Starbucks' blends to thousands of new potential customers.⁸⁸

Further collaborative efforts have resulted in the development of additional product lines within India. Specifically, in 2016, specialty Teavana tea started being sold across all Indian locations. Through cooperative efforts, Tata Global Beverages and Starbucks developed signature Indian flavors, and the firms hope to attract the majority of Indian consumers who still prefer tea over coffee.⁸⁹ Similarly, Starbucks also started selling Himalayan Mineral Water across all Indian and Singaporean outlets. This mineral water is bottled by Tata Global Beverages, and Starbucks plans to expand its international presence by introducing these bottles throughout its China and Asian Pacific regions.⁹⁰

Starbucks and the Tata Group have also begun collaborating on societal interests. In addition to joint investments in Kenyan and Sumatran production locations, the two firms have ensured that they will further work together to promote farming communities and the cultivation of sustainable coffee from new and existing plantations. In 2016, the Tata Group also announced that it

would be opening its STRIVE program, an initiative that empowers struggling Indian youth with career development opportunities, to Starbucks employees. By expanding this developmental program, Tata estimates that an additional 3,000 people will be impacted by 2021. John Culver was eager to announce that “this partnership underscores the collective commitment to lifelong learning and relevant career skills development” that both firms share.⁹¹

While new collaborative efforts will help ensure the future success of Tata Starbucks, the two firms must continue to monitor and mitigate current threats. The expansion process within India may take twice as long as compared to the U.S., and the cost of establishing these locations has been the company's biggest challenge in generating sustainable profit.⁹² Additionally, crafting an Indian Tata Starbucks image has required considerable investment, and continuous development of this brand is required for further success. There persists a constant threat that Indian consumers will fail to adopt Starbucks' modified image or may stop finding the company culturally relevant altogether.⁹³

While these threats may pose mounting challenges, Tata Starbucks is nonetheless excited about the future prospects of the company within India. During a 2018 interview, Sumitro Ghosh, Chief Executive of the Tata Starbucks joint venture, was eager to announce the firm's enthusiasm over future expansion plans. He stated that, “we [Tata Starbucks] are happy with the growth we are witnessing in India. This year, we'll open more stores than the previous year. Every market is different, and each market takes its time to mature. We are here for just five-and-half years, and we are already looking at newer cities, especially tier-II and those with population less than five million for new stores. We're confident India will be among the top five markets in the longer term.” Currently, Starbucks' top five markets include the U.S., China, Canada, Japan, and the United Kingdom, with the UK having over 900 cafés.

Starbucks India, with just over 100 cafés, will have to continuously develop, innovate, and expand in order to reach its top five market goal.⁹⁴

In the few years since Starbucks entrance, the increased presence of foreign and local cafés has transformed the Indian coffee market. Analysts estimate that this industry will experience annual growth of around 18 percent over the next five years, and the overall coffee market is projected to be worth US\$855 million by 2025. Due to the firm's current success within Indian and sales growth that reached 28 percent in the last quarter of 2018 alone, Tata Starbucks hopes to rapidly expand its Indian presence. Starbucks now serves over 2.7 million Indian customers every week, and it aims to grow this number by expanding into 25 new locations in 2019. While Starbucks already has locations in India's five largest cities, the firm hopes to gain a foothold in smaller cities and suburbs with populations under 5 million. In order to meet these expectations, Starbucks anticipates that it will double its number of employees within the next five years.⁹⁵

What Lies Ahead

Indian liberalization has intensified since Starbucks' entrance, and reforms have been particularly concentrated during recently elected Prime Minister Narendra Modi's term in office. Since 2014, Modi has executed 37 reforms aimed at easing India's constrictive FDI policies.⁹⁶ Modi has targeted historically protected sectors such as insurance, railways, and retail ecommerce, and he is pursuing initiatives that would allow FDI investments greater than 50 percent in these sectors. Modi has also pushed for the increased relaxation of FDI regulations on single and multiband retail outlets, and he wants to further reform policies that were already restructured in 2012. Modi's administration hopes to eliminate limiting clauses such as those that force foreign-owned single brand retail outlets to source 30 percent of their products from domestic manufacturers. Continuous policy reforms have

opened the country to an influx of foreign business and have Page 422
increased both competition and wealth within the nation. As India
continues to liberalize, it remains a mystery of how the nation's culture will
respond to increasingly foreign influences.⁹⁷

While continuous liberalization presents opportunities for Starbucks' Indian growth, it is important that the firm monitors political trends throughout the other regions it operates in. For instance, Starbucks' largest market, the United States, has not shared the same mentality as India, and growing hostilities, tariffs, and trade wars threaten Starbucks' operations and relationships. Preferences, tastes, and landscapes are constantly shifting around the world, yet not all regions are shifting in the same direction. In order to be successful, Starbucks must constantly monitor these varying movements and must establish a common ground that aligns well with a universal Starbucks image. As the firm increases its emphasis on international expansion, it is important that it also monitors foreign landscapes, especially as they relate to its domestic presence.⁹⁸

The competitive reaction to Starbucks' Indian entrance has also been overwhelming, and Howard Schultz has described the Indian coffee market as “ferocious in terms of competition.” Pre-established firms such as Café Coffee Day already dominate the market, and easing FDI regulations have allowed new foreign competitors such as Dunkin' Donuts to gain a presence within India. The growth of local, smaller coffee shops that mimic the cultural and atmospheric feel of Starbucks' cafés have also been gaining popularity. According to Starbucks' Chief Financial Officer Scott Maw, the greatest competition Starbucks now faces “is the collective group of independent coffee shops out there that are doing a lot of what Starbucks has been so good at for so long.”⁹⁹ These independent locations have been able to foster the same third place image that Starbucks has built into its brand.

This influx of competition is not unique to India, and both domestic and international opposition have begun to erode Starbucks' dominance. Growing competition, especially by smaller independent cafés, has had a monumental impact on Starbucks' bottom line, and this threat accounts for the company's slowing development. Additionally, declining revenues can also be linked to the onset of ecommerce. With fewer people being driven to physical retail outlets, shopping centers, and malls, restaurants such as Starbucks have been negatively impacted. As a result, 2018 marked the firm's worst domestic performance in almost a decade, and growth dropped to around 2 percent. Historically, Starbucks has seen 7 percent domestic growth, and this decrease is particularly concerning as the United States accounts for almost 70 percent of Starbucks' revenues. This lack of revenue stream diversification has prompted Starbucks to focus on foreign expansion and helps explain why countries such as China and India have been so highly targeted within recent years.¹⁰⁰

Starbucks has reached a point in which the U.S. can no longer support the overall growth of the company. With over 14,000 domestic locations, Starbucks has become highly saturated in the American market. Café cannibalization threatens expansion, and new developments harm existing outlets. Saturation also threatens Starbucks' identity as too many domestic stores have spread the firm thin.¹⁰¹ Once renowned for the exclusivity of its experience, Starbucks is now becoming nothing more than a “first place” coffee provider for many Americans. The Starbucks image has therefore begun to lose its uniqueness and prestige, and the firm is seeing itself become associated with the negative implications of fast-food culture. As a result, international growth has become vital to the longevity of Starbucks' image. Internationally, Starbucks retains its reputation, and the rarity of these cafés has associated Starbucks with luxury. Capitalizing on this status internationally is an important component of Starbucks' future success, and a

revolutionary adjustment to its domestic image is necessary to protect the firm from becoming ordinary and outdated.¹⁰² Both domestic and international market shifts also threaten Starbucks' way of doing business. Although coffee culture is growing globally, coffee consumption preferences are changing. Consumers, especially those in the United States, are increasingly brewing coffee at home. The increased popularity of ready-to-drink coffee products has altered consumers' tastes, and while Starbucks is diversifying its retail landscape, the state of café culture is nonetheless shifting.¹⁰³

Starbucks has entered India during a time primed for growth. If Starbucks and the Tata Group can continue to leverage shared strengths and synergies, then the firms' potential success within India is limitless. Increased relaxation of governmental regulations, growing consumer wealth, and a changing culture that has created an emerging preference for coffee have combined to result in an Indian market ready to embrace the growth of Starbucks. While the Tata Group and Starbucks have aided one another well so far, further expansion of the two firms' synergies could permanently change the way Starbucks operates internationally. While it is clear that Starbucks is primed for international growth, it is vital that the firm continuously expands its presence abroad. Slowing domestic dominance can only be countered by international expansion, and this expansion seems to be the firm's main opportunity for future success.

Questions for Review

1. What inspired Starbucks to venture into India? What were some of the company's early concerns and obstacles?
2. Describe why Starbucks wanted to enter India through a joint venture. Specifically, what benefits did Starbucks and the Tata

Group both gain by partnering with one another? What synergies were present?

3. How would you describe Starbucks' approach to entering India?

Page 423

4. How did national cultural differences between India and the United States influence how Starbucks adapted its offerings for the Indian market?
5. Do you think Starbucks should be concerned by its lack of financial success within India so far?
6. What is your assessment of the future outlook of Starbucks within India? What areas for improvement or greater focus do you think would allow the firm to prosper?
7. Do you think Starbucks should continuously enter foreign markets through joint-venture partnerships? What are some benefits and concerns that Starbucks faces by doing this?

Exercise

You have recently joined Starbucks' global strategy team. Given the success that the firm has seen in developing markets such as China and India, Starbucks is looking to expand into new emerging economies. Starbucks has targeted Northern Africa, Eastern Europe, and Central Asia.

You have been asked to analyze the specific economic, political, and cultural context of these regions and to describe both the strengths and weaknesses of expansion. Additionally, you are asked to make a recommendation on which market presents the greatest chance of success for Starbucks. Finally, describe what Starbucks should do differently, if anything, in order to be successful within that market.

Keep in mind that Starbucks' global strategy team wants to expand into an area where it would be economically feasible to do so, but perhaps more importantly, Starbucks is also looking to expand into a region that will accept the culture and experiences it offers.

Prepared by Matthew Sepe of Villanova University under the supervision of Professor Jonathan Doh as the basis for class discussion.

ENDNOTES

1. “Starbucks Japan Celebrates 20 Years of Coffee Leadership,” Starbucks press release, September 8, 2016, <https://stories.starbucks.com/stories/2016/starbucks-japan-celebrates-20-year-anniversary>.
2. “Tata Global Beverages and Starbucks Form Joint Venture to Open Starbucks Cafes across India,” Starbucks press release, January 30, 2012, <https://stories.starbucks.com/stories/2012/tata-global-beverages-and-starbucks-form-joint-venture-to-open-starbucks-ca>.
3. Ruth David, “Starbucks Postpones Entry into India,” *Forbes*, July 24, 2007, https://www.forbes.com/2007/07/24/starbucks-india-delay-markets-equity-cx_rd_0724markets1.html#48da26cc5a86.
4. Nyshka Chandran, “Chai As It Might, Coffee Can't Topple Tea in India,” CNBC, December 1, 2015, <https://www.cnbc.com/2015/12/01/tea-still-top-beverage-in-india-despite-cafe-coffee-days-rising-coffee-culture.html>.
5. David, “Starbucks Postpones Entry into India.”
6. “Tata Global Beverages and Starbucks Form Joint Venture to Open Starbucks Cafes across India,” Tata Global Beverages, January 30, 2012, <http://www.tataglobalbeverages.com/media/news/detailed->

[news/2015/02/25/tata-global-beverages-and-starbucks-form-joint-venture-to-open-starbucks-cafes-across-india](https://www.bbc.com/news/2015/02/25/tata-global-beverages-and-starbucks-form-joint-venture-to-open-starbucks-cafes-across-india).

7. Ibid.
8. Peter Bondarenko, “Starbucks: American Company,” *Encyclopedia Britannica*, November 14, 2016, <https://www.britannica.com/topic/Starbucks>.
9. “Howard Schultz and Starbucks: 25 Moments to Remember,” Starbucks press release, June 25, 2018, <https://stories.starbucks.com/stories/2018/howard-schultz-and-starbucks-25-moments-to-remember>.
10. Ibid.
11. “Number of International and United States Starbucks Stores from 2005 to 2018,” *Statista*, <https://www.statista.com/statistics/218366/number-of-international-and-us-starbucks-stores>.
12. “Starbucks Reports Record Q3 Fiscal 2018 Revenues and EPS,” Starbucks press release, July 26, 2018, <https://investor.starbucks.com/press-releases/financial-releases/press-release-details/2018/Starbucks-Reports-Record-Q3-Fiscal-2018-Revenues-and-EPS/default.aspx>.
13. Joyce Chepkemoi, “The World's Largest Fast Food Restaurant Chains,” *World Atlas*, April 8, 2018, <https://www.worldatlas.com/articles/the-world-s-largest-fast-food-restaurant-chains.html>.
14. Claire Groden, “The 5 Top-Selling Coffee Brands,” *Fortune*, September 29, 2015, <http://fortune.com/2015/09/29/top-coffee->

[brands-keurig](#).

15. “Our Mission,” Starbucks, <https://www.starbucks.com/about-us/company-information/mission-statement>.
16. Susan Aluise, “Starbucks' Schultz Is Still Dreaming Big,” Investor Place, March 23, 2012, <https://investorplace.com/2012/03/starbucks-schultz-is-still-dreaming-big>.
17. Matthew Dollinger, “Starbucks, ‘The Third Place’, and Creating the Ultimate Customer Experience,” Fast Company, June 11, 2008, <https://www.fastcompany.com/887990/starbucks-third-place-and-creating-ultimate-customer-experience>.
18. “Brand Value of the 10 Most Valuable Fast Food Brands Worldwide in 2018,” Statista, <https://www.statista.com/statistics/273057/value-of-the-most-valuable-fast-food-brands-worldwide>.
19. “Starbucks Company Timeline,” Starbucks, <https://www.starbucks.com/about-us/company-information/starbucks-company-timeline>.
20. Ronald Holden, “Starbucks Unloads Tazo, Will Concentrate on Teavana,” *Forbes*, November 2, 2017, <https://www.forbes.com/sites/ronaldholden/2017/11/02/starbucks-unloads-tazo-will-concentrate-on-teavana/#14624c4547ba>.
21. “Starbucks Social Impact,” Starbucks, <https://www.starbucks.com/responsibility>.
22. Ibid.
23. John Koetsier, “Apple Most-Admired Global Company, Says Fortune,” *Fortune*, January 22, 2019,

<https://www.forbes.com/sites/johnkoetsier/2019/01/22/apple-most-admired-global-company-says-fortune-amazon-2-google-7-alibaba-34-facebook-44/#17db43fb5906>.

24. “Starbucks Company Timeline.”
25. “Fact Sheet: Starbucks Latin America,” Starbucks corporate press release, July 16, 2014, <https://stories.starbucks.com/press/2014/fact-sheet-starbucks-latin-america>.
26. Jack Flanagan, “How Starbucks Adapts to Local Tastes When Going Abroad,” *Real Business*, August 21, 2014, <https://realbusiness.co.uk/how-starbucks-adapts-to-local-tastes-when-going-abroad>.
27. “Starbucks Coffee International,” Starbucks, <https://www.starbucks.com/business/international-stores>.
28. Nathalie Belhoste and Jeremy Grasset, “The Chaotic History of Foreign Companies in India,” French Institute of National Relations, July 2008, <https://www.ifri.org/sites/default/files/atoms/files/AV6.pdf>.
29. Dennis J. Encarnation and Sushil Vachani, “Foreign Ownership: When Hosts Change the Rules,” *Harvard Business Review*, September 1985, <https://hbr.org/1985/09/foreign-ownership-when-hosts-change-the-rules>.
30. “India Exports,” Trading Economics, <https://tradingeconomics.com/india/exports>.
31. Belhoste and Grasset, “The Chaotic History of Foreign Companies in India.”
32. “These Will Be the Fastest Growing Economies in the World over the Next Decade,” *BusinessTech*, May 4, 2018,

<https://businesstech.co.za/news/business/242635/these-will-be-the-fastest-growing-economies-in-the-world-over-the-next-decade>.

33. “India's Poverty Profile,” World Bank, May 27, 2016,
<http://www.worldbank.org/en/news/infographic/2016/05/27/india-s-poverty-profile>.
34. Kenneth Rapoza, “India Poised to Be Third Largest Consumer Economy,” *Forbes*, March 21, 2017,
<https://www.forbes.com/sites/kenrapoza/2017/03/21/india-poised-to-be-third-largest-consumer-economy>.
35. “Indian and Foreign Companies, LLPs,” Indian Ministry of Corporate Affairs,
<http://www.mca.gov.in/MinistryV2/indianandforeigncompaniesllps.html>.
36. “India Foreign Direct Investment,” Trading Economics,
<https://tradingeconomics.com/india/foreign-direct-investment>.
37. “EY's Attractiveness Survey India 2015: Ready, Set, Grow,” Ernst and Young, [https://www.ey.com/Publication/vwLUAssets/ey-2015-india-attractiveness-survey-ready-set-grow/\\$FILE/ey-2015-india-attractiveness-survey-ready-set-grow.pdf](https://www.ey.com/Publication/vwLUAssets/ey-2015-india-attractiveness-survey-ready-set-grow/$FILE/ey-2015-india-attractiveness-survey-ready-set-grow.pdf).
38. Kirtika Suneja, “Ease of Doing Business: India Jumps 23 Notches, Now at Rank 77,” *Economic Times*, November 1, 2018,
<https://economictimes.indiatimes.com/news/economy/indicators/ease-of-doing-business-india-jumps-23-notches-now-at-rank-77/articleshow/66445814.cms>.
39. Chris Devonshire-Ellis and Ankit Shrivastava, “Foreign Direct Investment in India's Single and Multi-Brand Retail,” *India Briefing*,

February 2, 2012, <https://www.india-briefing.com/news/foreign-direct-investment-indias-single-multibrand-retail-5232.html>.

40. Rucha Kanolka, “Essay on the National Income of India,” <http://www.economicdiscussion.net/essays/national-income-essays/essay-on-the-national-income-of-india/17605>.
41. “Share of Americans Who Visited Starbucks in the Past 3 Months in 2018, By Age,” *Statista*, <https://www.statista.com/statistics/230985/people-who-visited-starbucks-usa>.
42. “Age Structure and Marital Status,” Indian Office of the Registrar General & Census Commissioner, http://censusindia.gov.in/Census_And_You/age_structure_and_marital_status.aspx.
43. “Indian Food Service Industry,” India Brand Equity Foundation, June 2013, <https://www.ibef.org/archives>.
44. Elliot Hannon, “India's Coffee Consumption Doubles over Last Decade,” National Public Radio, February 8, 2012, <https://www.npr.org/2012/02/08/146565901/young-people-get-india-interested-in-coffee>.
45. Liz Wolf, “Growing Competition from Both National Chains and Neighborhood Coffee Shops Threatens Starbucks' Supremacy,” *National Real Estate Investor*, July 26, 2018, <https://www.nreionline.com/retail/growing-competition-both-national-chains-and-neighborhood-coffee-shops-threatens-starbucks>.
46. “Starbucks Shop Debuts in India,” CBS News, October 19, 2012. <https://www.cbsnews.com/news/starbucks-shop-debuts-in>

[india/](#).

47. “Revenue of Starbucks Worldwide from 2012 to 2018,” *Statista*, <https://www.statista.com/statistics/572306/net-revenue-of-the-starbucks-by-region-worldwide>.
48. “Total Population,” World Bank, <https://data.worldbank.org/indicator/sp.pop.totl>.
49. “Unsure Starbucks Defers Indian Entry,” *Economic Times*, July 21, 2007, <https://economictimes.indiatimes.com/industry/cons-products/food/unsure-starbucks-defers-india-entry/articleshow/2222110.cms>.
50. “Starbucks Company Timeline.”
51. “India—Import Tariffs,” October 10, 2018, <https://www.export.gov/article?id=India-Import-Tariffs>.
52. Deena Shanker, “This Indian Coffee Chain Is Beating Starbucks at Its Own Game,” *Quartz*, June 1, 2015, <https://qz.com/india/416670/this-indian-coffee-chain-is-beating-starbucks-at-its-own-game>.
53. Karan Kashyap, “Starbucks Is the Company to Beat in India's 30 Billion Tea Market,” *Forbes*, July 21, 2017, <https://www.forbes.com/sites/krnkashyap/2017/07/21/starbucks-is-the-company-to-beat-in-indias-30-billion-tea-market/#6c848d7d37a5>.
54. “Unsure Starbucks Defers Indian Entry,” *Economic Times*, July 21, 2007, <https://economictimes.indiatimes.com/industry/cons-products/food/unsure-starbucks-defers-india-entry/articleshow/2222110.cms>.
55. David, “Starbucks Postpones Entry into India.”

- Sindhu Bhattacharya, “Starbucks Pulls Back the Cup, Steaming over FDI Rules Fog,” DNA India, July 21, 2007,
<https://www.dnaindia.com/business/report-starbucks-pulls-back-the-cup-steaming-over-fdi-rules-fog-1110997>.
56. “Out of India,” *The Economist*, March 3, 2011,
<https://www.economist.com/briefing/2011/03/03/out-of-india>.
57. “Tata Group Business Profile,” Tata,
<https://www.tata.com/business/overview>.
58. Ibid.
59. Tata Global Beverages, <http://www.tataglobalbeverages.com>.
60. Vision statement of TATA Global Beverages.
61. Sonali Krishna, “India's Coffee Market competition is ferocious: Howard Schultz, Starbucks,” *Economic Times*, October 25, 2012,
<https://economictimes.indiatimes.com/opinion/interviews/indias-coffee-market-competition-is-ferocious-howard-schultz-starbucks/articleshow/16951360.cms>.
62. Tata Global Beverages 2018 annual report.
63. “Indians Prefer Made-in-India Products over Made-in-China Ones,” *Money Control*, September 13, 2017,
<https://www.moneycontrol.com/news/business/economy/indians-prefer-made-in-india-products-over-made-in-china-ones-survey-2349221.html>.
64. Vikas Bajaj, “A Starbucks Venture in Tea-Drinking India,” *New York Times*, January 13, 2011,
<https://www.nytimes.com/2011/01/14/business/global/14starbucks.html>.
- 65.

66. "Tata Global Beverages and Starbucks Form Joint Venture to Open Starbucks Cafes across India."
67. Ibid.
68. "Tata Coffee & Starbucks Sign Mou for Strategic Alliance In India," TATA Global Beverages, January 13, 2011, <http://www.tataglobalbeverages.com/media/news/detailed-news/2015/02/25/tata-coffee-starbucks-sign-mou-for-strategic-alliance-in-india>.
69. "Starbucks in Pact with Tata Coffee," *Business Line*, October 19, 2004, <https://www.thehindubusinessline.com/2004/10/20/stories/2004102001051200.htm>.
70. "Tata Coffee & Starbucks Sign Mou for Strategic Alliance in India."
71. "Starbucks, Tata Coffee Sign Pact for Collaboration," *Business Today*, January 15, 2011, <https://www.businesstoday.in/current/deals/starbucks-tata-coffee-sign-pact-for-collaboration/story/12338.html>.
72. "Starbucks Unveils Plans for India Stores with Tata," *BBC News*, January 30, 2012, <https://www.bbc.com/news/world-asia-india-16788563>.
73. Vic Lang, "The 10 Largest Cities in India," *World Atlas*, March 6, 2018, <https://www.worldatlas.com/articles/the-10-largest-cities-in-india.html>.
74. Sonali Krishna, "India's Coffee Market Competition Is Ferocious: Howard Schultz, Starbucks," *Economic Times*, October 25, 2012, <https://economictimes.indiatimes.com/opinion/interviews/indias->

[coffee-market-competition-is-ferocious-howard-schultz-starbucks/articleshow/16951360.cms](https://www.starbucks.com/pressroom/press-releases/2014/07/25/16951360.cfm).

75. Moninak Mitra, “How Starbucks Is Localizing to Crack the Indian Coffee Chain Market,” *Economic Times*, July 25, 2014, <https://economictimes.indiatimes.com/how-starbucks-is-localizing-to-crack-the-indian-coffee-chain-market/articleshow/38976431.cms>.
76. Vinay Kamath, “Tata Coffee's New Roastery to Serve Beans to Starbucks,” *Hindu Business Line*, July 25, 2012, <https://www.thehindubusinessline.com/companies/tata-coffees-new-roastery-to-serve-beans-to-starbucks/article23082439.ece>.
77. “Starbucks to Enter India Market in Joint Venture,” CBS News, January 30, 2012, <https://www.cbsnews.com/news/Starbucks-to-enter-Indian-market-in-joint-venture>.
78. Preetam Kaushik, “Starbucks Finally Coming to India: Will It Knock Out the Indian Coffee Retailers,” *Huffington Post*, June 10, 2012, https://www.huffingtonpost.com/preetam-kaushik/starbucks-india_b_1414321.html.
79. Anjana Pasricha, “Starbucks Opens First Store in India,” *VOA News*, October 20, 2012, <https://www.voanews.com/a/starbucks-opens-first-store-in-india/1530173.html>.
80. Samar Srivastava, “Starbucks India Isn't Celebrating Yet,” *Forbes*, November 12, 2012, <http://www.forbesindia.com/article/cross-border/starbucks-india-isnt-celebrating-yet/34105/1>.
81. Ibid.
82. “Starbucks Expects India to Be Among Its Top 5 Markets Globally,” *Economic Times*, October 25, 2017,

<https://economictimes.indiatimes.com/industry/cons-products/food/starbucks-expects-india-to-be-among-its-top-5-markets-globally/article-show/61206968.cms>.

83. Praveen Kumar, "India Is the Fastest Growing Market for Tata Starbucks," *News Today*, October 3, 2018, <https://newstodaynet.com/index.php/2018/10/03/india-is-a-fastest-growing-market-for-tata-starbucks>.
84. Chandni Mathur, "How Starbucks Wants to Fortify Coffee Culture In India," *Financial Express*, June 10, 2016, <https://www.financialexpress.com/industry/25-of-our-india-sales-come-from-food-products/279593>.
85. Raman Preet Kaur, "How Starbucks Has Changed the Coffee Culture in India," *Teal Mango*, April 26, 2018, <https://www.thetealmango.com/latest/how-starbucks-has-changed-the-coffee-culture-in-india>.
86. Priyanka Nair, "For Starbucks India, It Is All about Creating the 'Third Place' Experience," *Economic Times*, December 24, 2016, <https://brandequity.economictimes.indiatimes.com/news/marketing/for-starbucks-india-it-is-all-about-creating-the-third-place-experience/56140266>.
87. "The Tata Group and Starbucks Coffee Company Strengthen Global Partnership with Multiple New Commitments," TATA Global Beverages, January 27, 2016.
88. Ibid.
89. Sagar Malviya, "Starbucks to Take Tata's Coffee and Water Global," *Economic Times*, June 28, 2016,

<https://m.economictimes.com/industry/cons-products/food/starbucks-to-take-tatas-coffee-water-global/articleshow/52948478.cms>.

90. “Tata and Starbucks Strengthen Partnership with New Commitments,” Starbucks press release, June 27, 2016, <https://stories.starbucks.com/stories/2016/tata-group-and-starbucks-strengthen-global-partnership>.
91. Ibid.
92. “Tata Starbucks Aims to Achieve Break Even by FY20,” *Economic Times*, February 6, 2019, <https://economictimes.indiatimes.com/industry/cons-products/food/tata-starbucks-aims-to-achieve-break-even-by-fy20/articleshow/67872342.cms>.
93. Kaur, “How Starbucks Has Changed the Coffee Culture in India.”
94. Sounak Mitra, “Starbucks to Enter Smaller Indian Cities from Next Fiscal,” Live Mint, July 26, 2018, <https://www.livemint.com/Companies/Ii1Vhx-IvWXgOjFHm3ESluI/Starbucks-to-enter-smaller-Indian-cities-from-next-fiscal.html>.
95. Meghna Sharma, “Six Years into India and Coffeehouse Chain Starbucks Is Gung-Ho about Expansion,” *Financial Express*, August 13, 2018, <https://www.financialexpress.com/lifestyle/six-years-into-india-and-coffeehouse-chain-starbucks-is-gung-ho-about-expansion-here-is-what-it-plans-to-do/1278670>.
96. “India's FDI Reforms under Modi: Once a Fountain, Now a Drip,” Center for Strategic and International Studies, August 15, 2017,

<https://www.csis.org/analysis/india%E2%80%99s-fdi-reforms-under-modi-once-fountain-now-drip>.

97. “The Modi Government's Reform Program: A Scorecard,” Center for Strategic and International Studies, <http://indiareforms.csis.org>.
98. Panos Mourdoukoutas, “Starbucks' Problems at Home and Abroad,” *Forbes*, June 27, 2018, <https://www.forbes.com/sites/panosmourdoukoutas/2018/06/27/starbucks-problems-at-home-and-abroad/#73f4f0664b5d>.
99. Taylor, Kate. “Starbucks' Biggest Competition Isn't Dunkin' Donuts—It's Your Neighborhood Hipster Coffee Shop.” *Business Insider*, March 10, 2017. <https://www.businessinsider.in/Starbucks-biggest-competition-isnt-Dunkin-Donuts-its-your-neighborhood-hipster-coffee-shop/articleshow/57580407.cms>.
100. Andria Cheng, “There Are Bigger Challenges Facing Starbucks,” *Forbes*, January 26, 2018, <https://www.forbes.com/sites/andriacheng/2018/01/26/there-are-the-bigger-challenges-facing-starbucks>.
101. Jonathan Maze, “Why Starbucks Is Suddenly Struggling,” *Restaurant Business Online*, June 20, 2018 <https://www.restaurantbusinessonline.com/financing/why-starbucks-suddenly-struggling>.
102. Cheng, “There Are Bigger Challenges Facing Starbucks.”
103. Maze, “Why Starbucks Is Suddenly Struggling.”



PART FOUR

ORGANIZATIO NAL BEHAVIOR AND HUMAN RESOURCE MANAGEMENT



Chapter 12

MOTIVATION ACROSS CULTURES

OBJECTIVES OF THE CHAPTER

Motivation is closely related to the performance of human resources in modern organizations. Although the motivation process may be similar across cultures, there are clear differences in motivation that are culturally based. What motivates employees in the United States may be only moderately effective in Japan, France, or Nigeria. Therefore, although motivation in the workplace is related to stimulating and encouraging employee performance in many situations and environments, an international context requires country-by-country, or at least regional, examination of differences in motivation and its sources.

This chapter examines motivation as a psychological process and explores how motivation can be used to understand and improve employee performance. It also identifies and describes internationally researched work-motivation theories and discusses their relevance for international human resource management. The specific objectives of this chapter are

1. **DEFINE** *motivation* and explain it as a psychological process.
2. **EXAMINE** the hierarchy-of-needs, two-factor, and achievement motivation theories and assess their value to international human

resource management.

3. **DISCUSS** how an understanding of employee satisfaction can be useful in human resource management throughout the world.
4. **EXAMINE** the value of process theories in motivating employees worldwide.
5. **UNDERSTAND** the importance of job design, work centrality, and rewards in motivating employees in an international context.

The World of International Management

Motivating Employees in a Multicultural Context: Insights from Emerging Markets

Studies have shown that employees who are deeply engaged in their company culture and invested in their co-workers are more efficient in their jobs and feel a greater sense of commitment to the company. In the past, managers were often able to take a one-size-fits-all approach when finding ways to motivate and engage their teams, as team members often shared similar demographic and cultural backgrounds and responded to the same incentives. In the interconnected world that we now live in, however, increasingly diverse cross-cultural teams are commonplace at many MNCs. To motivate their international teams, today's managers must adapt their motivational styles to each employee's preferences.

Effectively incentivizing employees is often correlated with culture. For example, in a certain Australian company, recognizing specific

employees through programs like “Employee of the Month” effectively work as a strong motivator. Australian employees, with an individualistic culture, tend to feel comfortable when specific key performers are rewarded for their individual contributions, and many will work harder to achieve this recognition. In a certain Chinese company, however, this approach may actually demotivate employees. Chinese employees, who tend to be collectivistic, may view an individual award or bonus to be embarrassing. In this type of culture, recognition of the entire work group might be more effective, strengthening the entire team rather than causing division.¹

Furthermore, managers must be aware that a reward in one culture may be viewed differently in another culture. Bob Nelson shares a story of how a pharmaceutical company decided to give customized watches bearing the company logo to all 44,000 employees around the world. When Nelson told this story to Taiwanese employees of a different company, they remarked that such a gift would never work in their culture. Timepieces are associated with death in Taiwan and China.² Additionally, managers are finding that Millennials are not motivated by the same incentives as older employees, even within the same cultural context.

So how does a manager motivate employees from such varied cultural and generational backgrounds? General management principles can be applied to most cultural settings, but there also are specific considerations for each individual culture. Next, we examine some general concepts that have proved useful and then discuss motivating Millennial Indian employees in particular.

Motivating Employees: General Principles

In its guide on how to motivate employees, *The Wall Street Journal* suggests that motivation involves “creat[ing] conditions that make people want to offer maximum effort, [having] employees harness self-direction and self-control in pursuit of common objectives, ... [r]ewarding people for achievement,” providing responsibility that allows them to rise to the challenge, and “[u]nleashing their imagination, ingenuity and creativity...”³

In addition, Nelson notes that today employees “expect work to be an integrated part of their lives—not their entire lives.”⁴ Thus, managers can likely increase employee motivation by offering more flexible working hours. With technology, it has become much easier for employees to work from home. Nelson also emphasizes that discussing career options in the organization and providing learning and development opportunities often motivate employees.⁵

Frequently, managers focus on extrinsic rewards, such as pay, to motivate employees while ignoring intrinsic rewards. Kenneth Thomas told *Bloomberg Businessweek*, “Research shows that managers underestimate the importance of intrinsic rewards.” *Bloomberg Businessweek* describes intrinsic rewards as “the psychological lift that employees get from doing work that matters to them.”⁶ Intrinsic rewards include the personal feeling of accomplishment that employees have when completing work. In a collectivism culture, such as Argentina, an intrinsic reward may be the satisfaction of helping the group complete a project. In an individualistic country, like the United Kingdom, an intrinsic reward may be the satisfaction of personally exceeding sales goals or efficiency.

Motivating Millennials in India

When compared to Europe, the U.S., and China, India's population is relatively young. In fact, there are more Millennials in India (426 million) than there are people in the U.S. (327 million). Compared to their superiors, Indian Millennials are more likely to have received a college education, have an advanced understanding of technology, and value equality. For this reason, when working in India, managers must understand motivating factors not only from a cultural perspective but also from a generational perspective.⁷

Compensation is still a key cross-generational motivator when looking to attract new employees in India. According to a recent survey by Deloitte India, 63 percent of Millennials included salary among their top factors when evaluating a potential job opportunity. However, a majority of Indian Millennials also rated more qualitative job factors as highly important to their happiness in their career. For example, company culture and flexibility were included as top employment factors by 52 and 50 percent of Millennial survey respondents, respectively. When it comes to retaining Millennial talent, diversity is increasingly important. Nearly 70 percent of Indian Millennials stated that they would stay with the same company beyond five years if it were diverse, while only 27 percent said the same for a non-diverse organization. When working in India, managers should consider other benefits, in addition to traditional pay increases, that will align with this cultural shift and incentivize younger employees.⁸

Aligning company actions with stated company values should be a priority for business leaders in India in the coming years. According to the survey by Deloitte, Indian Millennials are less likely to believe that their company leaders behave ethically or are committed to improving society and are more likely to see companies as purely motivated by profit and their own agendas at the expense of society in general. This

distrust largely stems from a perceived gap between what employers state as their priorities and what Millennial employees actually observe in the workplace. For example, 43 percent of surveyed employees noted that their companies stated a goal of “generating jobs,” and 39 percent stated that their company included “improving society” as a business priority. However, only 25 percent of those employees felt that they actually observed their business leaders take action toward achieving these goals. When working in India, managers should aim to motivate their Millennial employees by rebuilding trust and working to ensure that the company goals are achievable, prioritized, and communicated.⁹

Motivating Employees in the Global Workplace

In her article “Motivating Employees from Other Cultures,” Sondra Thiederman offers tips to adapt one’s management style to fit a multicultural context. First, she underscores the importance of interpreting situations accurately. For instance, many managers “misinterpret the speaking of a foreign language in the workplace as a sign of laziness, rudeness, and disrespect.” In reality, “using another language is an effort to communicate a job-related message accurately, a sign of extreme stress or fatigue, or an effort to speed up the communication process.”¹⁰

Second, Thiederman notes that managers need to explain their expectations to employees in such a way that they can be understood by someone not raised in American culture. For example, many cultures view complaining to superiors as a sign of disloyalty. For an American manager, however, complaints provide an opportunity to

identify problems. Managers need to explain to their workforce that good employees can bring up problems to managers. Third, managers can motivate employees by offering positive reinforcement. Kind words can go a long way in affirming the value of people of any culture.¹¹

Clearly, motivation is a matter of critical importance to international managers in organizations around the world that is much discussed and debated, as are the similarities and differences among cultures as touching on what are perceived to be effective incentives and rewards. While there are some common elements in effective motivation across cultures and generations, the role of pay (versus other forms of incentives) varies somewhat. Moreover, the form and structure of financial rewards are distinct in different cultures. For instance, the Australian and Chinese examples in the World of International Management demonstrate how individual rewards and incentives work well in culturally individualistic cultures such as Australia, while such approaches would be inappropriate and potentially embarrassing in collectivistic cultures such as China. The role of intrinsic rewards—the psychological rewards that employees get from doing work that matters to them—is important around the world; however, what is meaningful and rewarding may vary from culture to culture and between generations. As MNCs shift from simply finding inexpensive employment bases to discovering new ways to enhance employee satisfaction, important questions begin to surface. Why does a relationship with an employee's family make a difference? What truly motivates workers in different cultures? What do they consider important with regard to their perception of satisfaction? Employees typically seek more than just fair compensation. They want to believe that they are making a difference in some way. Effectively

motivating across cultures can create competitive advantages that are difficult for competitors to match. In this chapter, we discuss some of the background about motivation, explore research in the area of motivation, and examine the implications of the knowledge about motivating employees across cultures.

■ The Nature of Motivation

Motivation is a psychological process through which unsatisfied wants or needs lead to drives that are aimed at goals or incentives. A person with an unsatisfied need will undertake goal-directed behavior to satisfy the need. [Figure 12-1](#) shows the motivation process. The three basic elements in this process are needs, drives, and goal attainment. The determinants of motivation can be **intrinsic**, by which an individual experiences fulfillment through carrying out an activity itself and helping others, or **extrinsic**, in the sense that the external environment and result of the activity in the form of competition and compensation or incentive plans are of greater importance.¹² Motivation is an important topic in international human resource management, especially so because many MNC managers tend to assume they can motivate their overseas personnel with the same approaches that are used in the home country. Whether this is true, or to what extent major differences in culture require tailor-made, country-by-country motivation programs, is the source of debate. As described in earlier chapters (especially [Chapter 4](#)), there obviously are some motivational differences caused by culture. The major question is, Are these differences highly significant, or can an overall theory of work motivation apply throughout the world? Considerable research on motivating human resources has been conducted in a large number of countries. Before reviewing these findings, let's take a look at two generally

agreed-on starting assumptions about work motivation in the international arena.

motivation

A psychological process through which unsatisfied wants or needs lead to drives that are aimed at goals or incentives.

intrinsic

A type of determinant of motivation by which an individual experiences fulfillment through carrying out an activity and helping others.

extrinsic

A type of determinant of motivation by which the external environment and result of the activity are of greater importance due to competition and compensation or incentive plans.

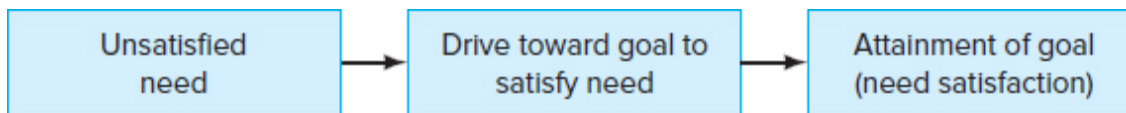


Figure 12-1

The Basic Motivation Process

The Universalist Assumption

The first assumption is that the motivation process is universal, that all people are motivated to pursue goals they value—what the work-motivation theorists call goals with “high valence” or “preference.” The process is universal; however, culture influences the specific content and goals that are pursued. For example, one analysis suggests that the key incentive for many U.S. workers is money; for Japanese employees, it is respect and power; and, for Latin American workers, it is an array of factors, including family considerations, respect, job status, and a good personal life. Similarly, the primary interest of U.S. workers is themselves; for the Japanese, it is group

interest; and, for Latin American employees, it is the interest of the employer.¹³ Simply put, motivation is universal, but its specific nature differs across cultures, so no one motivation theory can be universally applied across cultures.

In the United States, personal success and professional Page 431 achievement are important motivators, and promotions and increased earnings are important goals. In China, group affiliation is an important need, and social harmony is an important goal. Obviously, Americans may value teamwork, too, and Chinese workers wish to be well paid. However, clearly, some of the ways to motivate U.S. employees and Chinese workers differ. The motivational process may be the same, but the specific needs and goals can be different between the two cultures. This conclusion was supported in a study by Welsh, Luthans, and Sommer that examined the value of extrinsic rewards, behavior management, and participative techniques among Russian factory workers. The first two of these motivational approaches worked well to increase worker performance, but the third did not. The researchers noted that this study provides at least beginning evidence that U.S.-based behavioral theories and techniques may be helpful in meeting the performance challenges facing human resource management in rapidly changing and different cultural environments. They found that two behavioral techniques—administering desirable extrinsic rewards to employees contingent upon improved performance and providing social reinforcement and feedback for functional behaviors and corrective feedback for dysfunctional behaviors—significantly improved the Russian factory workers’ performance. By the same token, the study also points out the danger of making universalist assumptions about U.S.-based theories and techniques. In particular, the failure of the participative intervention does not indicate so much that this approach just won’t work across cultures as that historical and cultural values and norms

need to be recognized and overcome for such a relatively sophisticated theory and technique to work effectively.¹⁴

At the same time, it is important to remember that as a growing number of countries begin moving toward free-market economies and as new opportunities for economic rewards emerge, the ways in which individuals in these nations are motivated will change. Commenting on the management of Chinese personnel, for example, Sergeant and Frenkel have pointed out that labor laws now allow both state enterprises and foreign-invested Chinese enterprises to set their own wage and salary levels. However, companies have to be careful about believing that they can simply go into the marketplace, pay high wages, and recruit highly motivated personnel. In particular, the researchers note that

Devising reward packages for Chinese employees has been difficult because of the range and complexity of nonwage benefits expected by workers as a legacy of the “iron rice bowl” tradition. However, health and accident insurance, pensions, unemployment and other benefits are increasingly being taken over by the state. There are two cultural impediments to introducing greater differentials in pay among workers of similar status: importance accorded to interpersonal harmony which would be disrupted by variations in earnings; and distrust of performance appraisals because in state enterprises evaluations are based on ideological principles and guanxi [connections].¹⁵

Thus, some of what foreign MNCs would suspect about how to motivate Chinese employees is accurate, but not all. The same is true, for example, about Japanese employees. Many people believe that all Japanese firms guarantee lifetime employment, that this practice is motivational, and that it results in a strong bond between employer and employee. In truth, much of this is a myth. Younger Japanese employees have increasingly shown that they are more motivated by benefits other than lifetime employment, such as the promise of a better work-life balance. This is especially true in Japan’s tech sector. In recent years, a worker shortage and low unemployment levels have resulted in as many as 3 million midcareer job changes annually within Japan.

As they do in the West, companies doing business in Japan are using higher salaries and reduced hours to attract Japanese employees, rather than promising lifetime employment.¹⁶

International Management in Action

Key Differences When Motivating Millennials and Gen Z

As Millennials and Generation Z (“Gen Z”) continue to make up a higher percentage of the global workforce, MNCs are realizing that the work environment is evolving quickly as the wants and needs of their employees are shifting. The motivating factors for Millennials and Gen Z can differ from each other, requiring companies to formulate new strategies to engage all of their younger employees.

In general, financial compensation tends to be a higher motivating factor for Gen Z than for Millennials. Having a “purpose” tends to be more important than a high salary for Millennials. Although Gen Z individuals also tend to value having a sense of purpose in their careers, financial security is more important.

Personal growth and career development, rather than day-to-day job satisfaction, are priorities for Millennials. Conversely, Gen Z tends to value individual, highly rewarding experiences, which allow for instantaneous satisfaction and growth. Long-term career development programs may be

motivating for Millennials, but they are seen as boring and wasteful to Gen Z.

Both Millennials and Gen Z prefer honesty from their bosses, with an emphasis on continual feedback rather than infrequent performance reviews. While Gen Z desires bosses who promote rapid career advancement, Millennials prefer more of a mentoring relationship from their superiors.

Perhaps one of the most striking differences between the two generational cohorts is the deeply ingrained collaborative mindset of the Millennials and the more competitive nature of Gen Z. Being judged independently for one's own work product, contributions, and successes is important to Gen Z; individual recognition is a motivating factor. Millennials skew toward a more collectivistic approach in the workforce; working together as a team and receiving recognition as a group can be more desirable—especially when working with peers.

Although they have some similarities in their approach to receiving feedback and developing their skill-sets, the differences between Millennials and Gen Z prove that the motivating factors in the global workplace are ever-evolving. As new generations join the workforce, companies will need to continue to engage with their employees to understand the workers' wants and needs, cultivating new strategies to successfully motivate their employees.

Source: Stillman, David, and Jonah Stillman. "Move Over, Millennials; Generation Z Is Here." Society for Human Resource Management, April 11, 2017, <https://www.shrm.org/ResourcesAndTools/hr-topics/behavioral->

[competences/global-and-cultural-effectiveness/Pages/Move-over-Millennials-Generation-Z-Is-Here.aspx](https://www.competences/global-and-cultural-effectiveness/Pages/Move-over-Millennials-Generation-Z-Is-Here.aspx).

In a test of the universalist assumption in developing countries, researchers measured the frequency with which managers were involved with certain skill activities, such as negotiation, job planning, motivation, and decision making. Drawing from a sample that included managers from Hungary and Senegal, they found that the relative frequency with which managers from one stratum of one nation are involved in various skill activities reflects the relative frequency with which managers from other strata within the same nation and from nations of different cultural-industrialized standing are also involved in the same activities, providing in this case at least some general support for the universalist hypothesis.¹⁷

In today's interconnected world, where music, pop culture, sports, and icons are shared across the globe through YouTube and Facebook, cultural similarities can be found among individuals who share the same generational demographic cohort but come from completely different countries. This is especially true of Millennials and Generation Z (those born since about 2000). See the nearby International Management in Action box for a comparison of the motivational factors impacting these two generations.

The Assumption of Content and Process

The second starting assumption about work motivation in the international arena is that work-motivation theories can be broken down into two general categories: content and process. **Content theories** explain work motivation in terms of what arouses, energizes, or initiates employee behavior. **Process**

theories of work motivation explain how employee behavior is initiated, redirected, and halted.¹⁸ Most research in international human resource management has been content oriented because these theories examine motivation in more general terms and are more useful in creating a composite picture of employee motivation in a particular country or region. Process theories are more sophisticated and tend to focus on individual behavior in specific settings. Thus, they have less value to the study of employee motivation in international settings, although there has been some research in this area as well. By far the majority of research studies in the international arena have been content-driven, but this chapter examines research Page 433 exploring both content and process theories.

content theories

Theories that explain work motivation in terms of what arouses, energizes, or initiates employee behavior.

process theories

Theories that explain work motivation by how employee behavior is initiated, redirected, and halted.

The next sections examine work motivation in an international setting by focusing on the three content theories that have received the greatest amount of attention: the hierarchy-of-needs theory, the two-factor motivation theory, and the achievement motivation theory. Then we focus on three process theories: equity theory, goal-setting theory, and expectancy theory. Each theory offers important insights into the motivation process for personnel in international settings.

■ The Hierarchy-of-Needs Theory

The hierarchy-of-needs theory is based primarily on work by Abraham Maslow, a well-known humanistic psychologist.¹⁹ Maslow's hierarchy of needs has received a great deal of attention in the U.S. management and organizational behavior field and from international management researchers, who have attempted to show its value in understanding employee motivation throughout the world.²⁰

The Maslow Theory

Maslow postulated that everyone has five basic types of needs that constitute a need hierarchy. In ascending order, beginning with the most basic needs and going up to the highest, they are physiological, safety, social, esteem, and self-actualization needs. [Figure 12-2](#) illustrates this hierarchy.

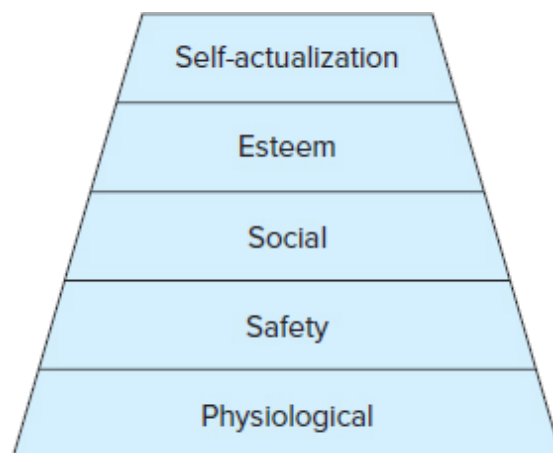


Figure 12-2
Maslow's Need Hierarchy

Physiological needs are basic physical needs for water, food, clothing, and shelter. Maslow contended that an individual's drive to satisfy these physiological needs is greater than the drive to satisfy any other type of need. In the context of work motivation, these physiological needs often are satisfied through the wages and salaries paid by the organization.

physiological needs

Basic physical needs for water, food, clothing, and shelter.

Safety needs are desires for security, stability, and the absence of pain. Organizations typically help personnel satisfy these needs through safety programs and equipment, and by providing security through medical insurance, unemployment and retirement plans, and similar benefits.

safety needs

Desires for security, stability, and the absence of pain.

Social needs are desires to interact and affiliate with others and the need to feel wanted by others. This desire for “belongingness” often is satisfied on the job through social interaction within work groups in which people give and receive friendship. Social needs can be satisfied not only in formally assigned work groups but also in informal groups.

social needs

Desires to interact and affiliate with others and to feel wanted by others.

Esteem needs are needs for power and status. Individuals need to feel important and receive recognition from others. Promotions, awards, and feedback from the boss lead to feelings of self-confidence, prestige, and self-importance.

esteem needs

Needs for power and status.

Self-actualization needs reflect a desire to reach one’s full potential, to become everything that one is capable of becoming as a human being. In an organization, an individual may achieve self-actualization not so much through

promotion but, instead, by mastering his or her environment and setting and achieving personal goals.²¹

self-actualization needs

Desires to reach one's full potential, to become everything one is capable of becoming as a human being.

Maslow's theory rests on a number of basic assumptions. One is that lower-level needs must be satisfied before higher-level needs can be achieved. A second is that a need that is satisfied no longer serves as a motivator. A third is that there are more ways to satisfy higher-level needs than there are ways to satisfy lower-level needs. Some of these assumptions come from Maslow's original work, some come from others' work, and some were later modifications by Maslow himself. These assumptions have driven much of the international research on the theory.

Page 434

International Findings on Maslow's Theory

Do people throughout the world have needs that are similar to those described in Maslow's need hierarchy? Research generally shows that they do. For example, in a classic study undertaken by Haire, Ghiselli, and Porter, a sample of 3,641 managers from 14 countries was surveyed. Although this study is quite dated, it remains the most comprehensive and relevant one for showing different cultural impacts on employee motivation. Countries in this survey included the United States, Argentina, Belgium, Chile, Denmark, England, France, Germany, India, Italy, Japan, Norway, Spain, and Sweden.²² With some minor modification, the researchers examined the need of satisfaction and the need of importance of the four highest-level needs in the Maslow hierarchy. Esteem needs were divided into two groups: esteem and

autonomy. The former included needs for self-esteem and prestige; the latter, desires for authority and for opportunities for independent thought and action.

The results of the Haire group's study showed that all these needs were important to the respondents across cultures. It should be remembered, however, that the subjects in this huge international study were managers, not rank-and-file employees. Upper-level needs were of particular importance to these managers. The findings for select country clusters (Latin Europe, United States/United Kingdom, and Nordic Europe) show that autonomy and self-actualization were the most important needs for the respondents. Interestingly, these managers reported that those were the needs with which they were least satisfied, which led Haire and his associates to conclude the following:

It appears obvious, from an organizational point of view, that business firms, no matter what country, will have to be concerned with the satisfaction of these needs for their managers and executives. Both types of needs were regarded as relatively quite important by managers, but, at the present time at least, the degree to which they were fulfilled did not live up to their expectations.²³

Each country or geographic region appears to have its own need-satisfaction profile. When using this information to motivate managers, MNCs would be wise to consider the individual country's or region's profile and adjust their approach accordingly.

Some researchers have suggested that Maslow's hierarchy is too Western and that a more collectivistic, Eastern perspective is necessary. Nevis believes that the Maslow hierarchy reflects a culture that is Western oriented and focused on the inner needs of individuals.²⁴ Obviously, not all cultures function in this way: Asian cultures emphasize the needs of society. Nevis suggested that a Chinese hierarchy of needs would have four levels, which from lowest to highest would be (1) belonging (social), (2) physiological, (3) safety, and (4) self-actualization in the service of society, as seen in [Figure 12-3](#). If this is true, MNCs attempting to do business in China must consider

this revised hierarchy and determine how they can modify their compensation and job-design programs to accommodate the requisite motivational needs. In any event, Nevis' idea is worth considering because it forces the multinational firm to address work motivation based on those cultural factors that are unique to its surroundings as opposed to a universal approach.

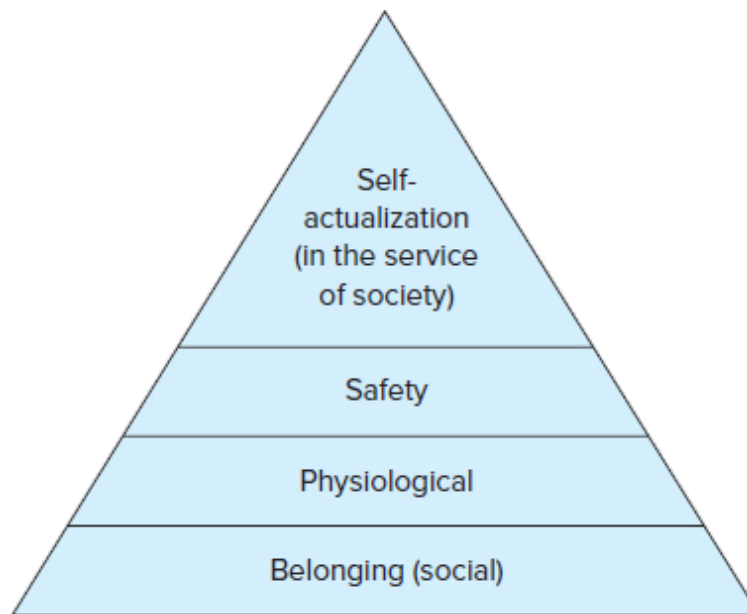


Figure 12-3
Collectivistic Need Hierarchy

Source: Gambrel, Patrick A., and Rebecca Cianci. "Maslow's Hierarchy of Needs: Does It Apply in A Collectivist Culture." *Journal of Applied Management and Entrepreneurship* 8, no.2 (2003): 143–61.

The discussion so far indicates that even though the need- Page 435 hierarchy concept is culturally specific, it offers a useful way to study and apply work motivation internationally. However, the well-known Dutch researcher Geert Hofstede and others have suggested that need-satisfaction profiles are not a very useful way of addressing motivation because there often are so many different subcultures within any given country that it may be difficult or impossible to determine which cultural variables are at work in any particular work setting. The Haire and follow-up studies dealt only with

managers. Hofstede found that job categories are a more effective way of examining motivation. He reported a linkage between job types and levels and the need hierarchy. Based on survey results from over 60,000 people in more than 50 countries who were asked to rank a series of 19 work goals (see [Table 12-1](#) and [Table 12-2](#)), he found that

- The top four goals ranked by professionals corresponded to “high” Maslow needs.
- The top four goals ranked by clerks corresponded to “middle” Maslow needs.
- The top four goals ranked by unskilled workers corresponded to “low” Maslow needs.
- Managers and technicians showed a mixed picture—having at least one goal in the “high” Maslow category.²⁵

Table 12-1

Top-Ranking Goals for Professional Technical Personnel from a Large Variety of Countries

Rank	Goal	Questionnaire Wording
1	Training	Have training opportunities (to improve your present skills or learn new skills)
2	Challenge	Have challenging work to do —work from which you can get a personal sense of accomplishment

Rank	Goal	Questionnaire Wording
3	Autonomy	Have considerable freedom to adopt your own approach to the job
4	Up-to-dateness	Keep up-to-date with the technical developments relating to your job
5	Use of skills	Fully use your skills and abilities on the job
6	Advancement	Have an opportunity for advancement to higher-level job
7	Recognition	Get the recognition you deserve when you do a good job
8	Earnings	Have an opportunity for high earnings
9	Cooperation	Work with people who cooperate well with one another
10	Manager	Have a good working relationship with your manager
11	Personal time	Have a job that leaves you sufficient time for your personal or family life
12	Friendly department	Work in a congenial and friendly atmosphere

Rank	Goal	Questionnaire Wording
13	Company contribution	Have a job that allows you to make a real contribution to the success of your company
14	Efficient department	Work in a department that is run efficiently
15	Security	Have the security that you will be able to work for your company as long as you want to
16	Desirable area	Live in an area desirable to you and your family
17	Benefits	Have good fringe benefits
18	Physical conditions	Have good physical working conditions (good ventilation and lighting, adequate work space, etc.)
19	Successful company	Work in a company that is regarded in your country as successful

Source: Hofstede, Geert H. "The Colors of Collars." *Columbia Journal of World Business* 7, no. 5 (1972): 72–78.

Table 12-2

The Four Most Important Goals Ranked by Occupational Group and Related to the Need Hierarchy

Goals Ranked In "Need Hierarchy"	Professionals (Research Laboratories)	Professionals (Branch Offices)	Managers	Technicians (Branch Offices)	Technicians (Manufacturing Plants)	Clerical Workers (Branch Offices)	Unskilled Workers (Manufacturing Plants)
High—Self-Actualization and Esteem Needs							
Challenge	1	2	1	3	3		
Training		1		1			
Autonomy	3	3	2				
Up-to-dateness	2	4		4			
Use of skills	4						
Middle—Social Needs							
Cooperation			3/4			1	
Manager			3/4		4	2	
Friendly department						3	
Efficient department						4	
Low—Security and Physiological Needs							
Security				2	1		2
Earnings					2		3
Benefits							4
Physical conditions							1

Source: Hofstede, Geert H. "The Colors of Collars." *Columbia Journal of World Business* 7, no. 5 (1972): 72-78.

The tables from Hofstede’s research show that self-actualization and esteem needs rank highest for professionals and managers and that security, earnings, benefits, and physical working conditions are most important to low-level, unskilled workers. These findings illustrate that job categories and levels may have a dramatic effect on motivation and may well offset cultural considerations. As Hofstede noted, “There are greater differences between job categories than there are between countries when it comes to employee motivation.”²⁶

International Management in Action

McDonald’s’ Latin Flavor

McDonald’s was once the leader of “fast and friendly” service, according to customer opinions of Latin American restaurants. Over time, the company saw its margins quickly shrinking, and, in some areas of Latin America, competitors were edging

ahead. With managerial turnover at 40 percent, and an astounding 90 to 100 percent turnover among employees between 16 and 18 years old, it was clear that motivation and morale were too low for a sustainable work environment. Clearly, something had to change.

In the past, organizational operations were carried out on a country-by-country basis, where initiatives were created to mirror the specific region in a way McDonald's calls "freedom within a framework." The stagnant sales and dissatisfied employees indicated that while the company could survive, altering initiatives could lead to further success. The human resource department recognized its crucial role in changing the atmosphere, and soon plans emerged. First, it modified the HR board to include one member from each country. This provided efficient communication, collaboration, and coordination among the Latin American countries. A three-year plan was then set in place, accentuating a continuous-improvement mentality that would keep processes and employee satisfaction in check. However, no plan is effective unless it is put into action.

McDonald's began a point reward system in which each store was allotted a base number of points, depending on sales for that store. A competitive structure was then furthered by allowing lower-level employees to increase points by filling out operational surveys, a tactic used to promote product knowledge and enhance employee skills. These points could then be cashed in for prizes such as backpacks and even an iPod. Furthermore, global recognition programs were instilled that rewarded top-performing employees. For

example, McDonald's sent the top 300 performers from around the world to the Turin Winter Olympics, where crew members attended various McDonald's-sponsored events and, of course, the Olympic games. Managers were also given the opportunity to profit from their actions, and the company stressed creativity throughout the process. Periodic meetings among regional managers allowed each to share "best practices" that have helped each store, and company strategies were often brought to the table to better inform those in charge. A Latin American Ray Kroc Award program was created to bring the top 1 percent of managers in the region to McDonald's headquarters, where participants had a chance to meet with top executives and engage in forums. The company further encouraged success through offering managers the opportunity to take business classes at surrounding universities and work toward a degree. Furthermore, managers engaged in training courses that shifted focus from administrative work to customers and employees under the assumption that given a more hands-on approach, personnel can better understand and achieve organizational and personal satisfaction goals.

McDonald's seems to have made all the right moves. Employees at every level are more motivated, and it shows in the numbers. After implementation of the new HR strategy, sales in Latin America initially increased by 13 percent and continued to grow by 11.6 percent the next year. More crew members and managers remained at the stores as well, with turnover reducing to 70 percent and 25 percent, respectively. Furthermore, employee surveys indicated that there was an

increase of overall commitment to the company by 9 percent, far surpassing the goal of 3–4 percent projected by the company.

Latin America sent a strong message to McDonald's without having to say a word. Personnel originally did not feel challenged and therefore sought other lucrative endeavors. McDonald's global strategy clearly was not universal, and, in order to successfully integrate, local responses were imperative (see [Chapter 8](#)). The company's ability to balance its global HR standardization with regional cultures proved to be beneficial to all. Motivating personnel to achieve goals through rewards programs keeps morale high and could save McDonald's a great deal of money as retention rates rise and the need for new worker training declines. Employees have had a taste of the revised HR programs, and it shows they like the new Latin flavor.

Source: "Putting the Front Line First: McDonald's Commitment to Employees Bolsters the Bottom Line." *Hewitt* 9, no. 1, http://www.hewittassociates.com/intl/na/en-us/KnowledgeCenter/Magazine/vol9_iss1/departments-upclose.html.

In deciding how to motivate human resources in different countries or help them attain need satisfaction, researchers such as Hofstede recommend that MNCs focus most heavily on giving physical rewards to lower-level personnel and on creating for middle- and upper-level personnel a climate in which there are challenge, autonomy, the ability to use one's skills, and

cooperation. Some companies are finding innovative ways to create motivation throughout the organization, from lower-level employees to middle management, by altering HR strategies. The nearby International Management in Action box “McDonald’s’ Latin Flavor” provides an example of how focusing on employees’ needs can both increase sales for the company and keep personnel on board.

Overall, there seems to be little doubt that hierarchy-of-needs Page 438 theory is useful in helping identify motivational factors for international human resource management. This theory alone is not sufficient, however. Other content theories, such as the two-factor theory, add further understanding and effective practical application for motivating personnel.

■ The Two-Factor Theory of Motivation

The two-factor theory was formulated by well-known work-motivation theorist Frederick Herzberg and his colleagues. Like Maslow’s theory, Herzberg’s has been a focus of attention in international human resource management research over the years. This two-factor theory is closely linked to the need hierarchy.

The Herzberg Theory

The two-factor theory of motivation holds that two sets of factors influence job satisfaction: hygiene factors and motivators. The data from which the theory was developed were collected through a critical incident methodology that asked the respondents to answer two basic types of questions: (1) When did you feel particularly good about your job? (2) When did you feel exceptionally bad about your job? Responses to the first question generally related to job content and included factors such as achievement, recognition, responsibility, advancement, and the work itself. Herzberg called these job-

content factors **motivators**. Responses to the second question related to job context and included factors such as salary, interpersonal relations, technical supervision, working conditions, and company policies and administration. Herzberg called these job-context factors **hygiene factors**. [Table 12-3](#) lists both groups of factors. A close look at the two lists shows that the motivators are heavily psychological and relate to Maslow's upper-level needs and that the hygiene factors are environmental and relate more to Maslow's lower-level needs. [Table 12-4](#) illustrates this linkage.

two-factor theory of motivation

A theory that identifies two sets of factors that influence job satisfaction: hygiene factors and motivators.

motivators

In the two-factor motivation theory, job-content factors such as achievement, recognition, responsibility, advancement, and the work itself.

hygiene factors

In the two-factor motivation theory, job-context variables such as salary, interpersonal relations, technical supervision, working conditions, and company policies and administration.

Table 12-3
Herzberg's Two-Factor Theory

Hygiene Factors	Motivators
Salary	Achievement
Technical supervision	Recognition

Hygiene Factors	Motivators
Company policies and administration	Responsibility
Interpersonal relations	Advancement
Working conditions	The work itself

Table 12-4
The Relationship between Maslow's Need Hierarchy and Herzberg's Two-Factor Theory

Maslow's Need Hierarchy	Herzberg's Two-Factor Theory
Self-actualization	Motivators
	Achievement
	Recognition
	Responsibility
Esteem	Advancement
	The work itself
Social	Hygiene factors
	Salary
	Technical supervision
Safety	Company policies and administration

Maslow's Need Hierarchy	Herzberg's Two-Factor Theory
	Interpersonal relations
Physiological	Working conditions

The two-factor theory holds that motivators and hygiene factors relate to employee satisfaction. This relationship is more complex than the traditional view that employees are either satisfied or dissatisfied. According to the two-factor theory, if hygiene factors are not taken care of or are deficient, there will be dissatisfaction (see [Figure 12-4](#)). Importantly, however, if hygiene factors are taken care of, there may be no dissatisfaction, but there also may be no satisfaction. Only when motivators are present will there be satisfaction. In short, hygiene factors help prevent dissatisfaction (thus the term *hygiene*, as it is used in the health field), but only motivators lead to satisfaction. Therefore, according to this theory, efforts to motivate human resources must provide recognition, a chance to achieve and grow, advancement, and interesting work.

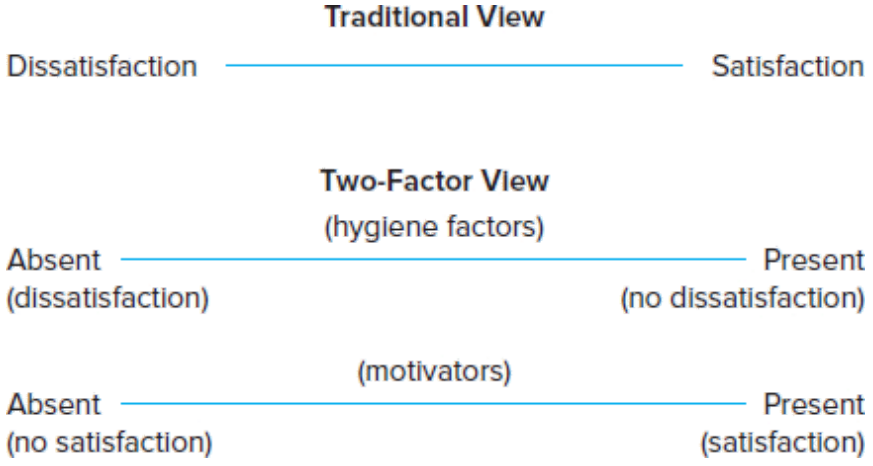


Figure 12-4
Views of Satisfaction/Dissatisfaction

Before examining the two-factor theory in the international arena, it is important to note that Herzberg's theory has been criticized by some organizational behavior academics. One criticism involves the classification of money as a hygiene factor, not as a motivator. There is no universal agreement on this point. Some researchers report that salary is a motivator for some groups, such as blue-collar workers or those for whom money is important for psychological reasons, such as a score-keeping method for their power and achievement needs.

A second line of criticism is whether Herzberg developed a total theory of motivation. Some argue that his findings actually support a theory of job satisfaction. In other words, if a company gives its people motivators, they will be satisfied; if it denies them motivators, they will not be satisfied; and, if the hygiene factors are deficient, they may well be dissatisfied. Much of the international research on the two-factor theory discussed next is directed toward the satisfaction-dissatisfaction concerns rather than complex motivational needs, drives, and goals.

International Findings on Herzberg's Theory

International findings related to the two-factor theory fall into two categories. One consists of replications of Herzberg's research in a particular country. This research asks whether managers in country X give answers similar to those in Herzberg's original studies. In the other category are cross-cultural studies that focus on job satisfaction. This research asks what factors cause job satisfaction and how these responses differ from country to country. The latter studies are not a direct extension of the two-factor theory, but they do offer insights into the importance of job satisfaction in international human resource management.

Two-Factor Replications A number of research efforts have been undertaken to replicate the two-factor theory, and, in the main, they support Herzberg's findings. Hines, for example, surveyed 218 middle managers and 196 salaried employees in New Zealand using ratings of 12 job factors and overall job satisfaction. Based on these findings, he concluded that "the Herzberg model appears to have validity across occupational levels."²⁷

Another, similar study was conducted among 178 managers in Greece who were Greek nationals. Overall, this study found that Herzberg's two-factor theory of job satisfaction generally held true for these managers. The researchers summarized their findings as follows:

As far as job dissatisfaction was concerned, no motivator was found to be a source of dissatisfaction. Only categories traditionally designated as hygiene factors were reported to be sources of dissatisfaction for participating Greek managers.... Moreover... motivators... were more important contributors to job satisfaction than to dissatisfaction... (66.8% of the traditional motivator items... were related to satisfaction and 31.1% were related to dissatisfaction). Traditional hygiene factors, as a group, were more important contributors to job dissatisfaction than to job satisfaction (64% of the responses were related to dissatisfaction and 36% were related to satisfaction).²⁸

Another study tested the Herzberg theory in an Israeli kibbutz Page 440 (communal work group). Motivators there tended to be sources of satisfaction and hygiene factors sources of dissatisfaction, although interpersonal relations (a hygiene factor) were regarded more as a source of satisfaction than of dissatisfaction. The researcher was careful to explain this finding as a result of the unique nature of a kibbutz: Interpersonal relations of a work and nonwork nature are not clearly defined, thus making difficult the separation of this factor on a motivator-hygiene basis. Commenting on the results, the researcher noted that "the findings of this study support Herzberg's two-factor hypothesis: Satisfactions arise from the nature of the work itself, while dissatisfactions have to do with the conditions surrounding the work."²⁹

Similar results on the Herzberg theory have been obtained by research studies in developing countries. For example, one study examined work motivation in Zambia, employing a variety of motivational variables, and found that work motivation was a result of six factors: work nature, growth and advancement, material and physical provisions, relations with others, fairness/unfairness in organizational practices, and personal problems. These variables are presented in [Figure 12-5](#). They illustrate that in general the two-factor theory of motivation was supported in this African country.³⁰ Furthermore, a study performed in Romania indicated that hygiene factors (salary, working conditions, and supervision), though important, were not the driving forces in deciding to accept a senior manager position. The most important aspects of a job to Romanians were how much recognition and appreciation they would receive. This was followed by a desire for salary incentives, though the need for increased knowledge and skills, along with being involved in teams and improving competence and self development, was also significant.³¹

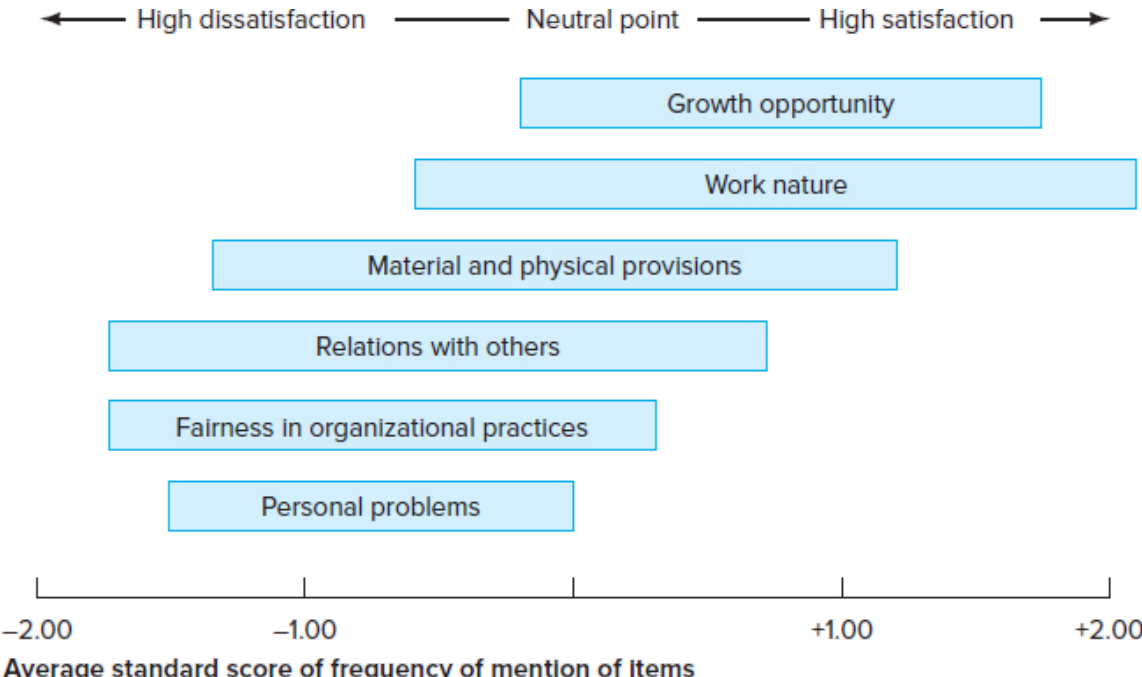


Figure 12-5

Source: Machungwa, Peter D., and Neal Schmitt. "Work Motivation in a Developing Country." *Journal of Applied Psychology* 68, no.1 (1983): 31–42.

Cross-Cultural Job-Satisfaction Studies A number of cross-cultural studies related to job satisfaction also have been conducted in recent years. These comparisons show that Herzberg-type motivators tend to be of more importance to job satisfaction than are hygiene factors. A comparison from selected Herzberg studies is provided in [Figure 12-6](#). This shows that hygiene is strongly associated with factors that relate to job dissatisfaction (or avoidance of) and that motivation correlates with factors that drive job satisfaction. This is also evident in the research, as seen in one study that administered the Job Orientation Inventory (JOI) to MBA candidates from four countries.³² As seen in [Table 12-5](#), the relative ranking placed hygiene factors at the bottom of the list and motivators at the top. What also is significant is that although the Singapore students did not fit into the same cultural cluster as the other three groups in the study, their responses were similar. These findings provide evidence that job-satisfaction-related factors may not always be culturally bounded.³³

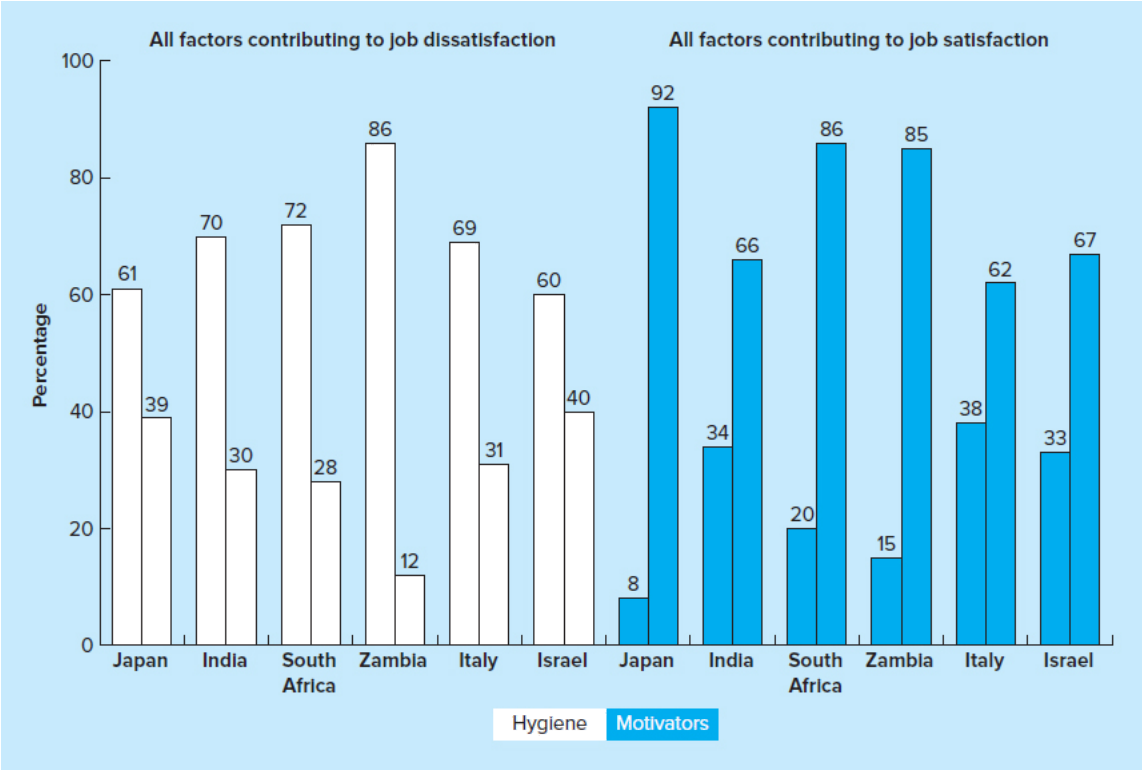


Figure 12-6
Selected Countries' Hygiene and Motivation

Source: Herzberg, Frederick. One More Time: How Do You Motivate Employees?.
Harvard Business Review, September–October 1987: 118.

Table 12-5
Results of Administering the JOI to Four Cross-Cultural Groups

--

	Relative Rankings			
	United States (n = 49)	Australia (n = 58)	Canada (n = 25)	Singapore (n = 33)
Achievement	2	2	2	2
Responsibility	3	3	3	3
Growth	1	1	1	1
Recognition	10	10	8	9
Job status	7	7	7	7
Relationships	5	5	10	6
Pay	8	8	6	8
Security	9	9	9	10
Family	6	6	5	5
Hobby	4	4	4	4

Source: Popp, Gary E., Herbert J. Davis, and Theodore T. Herbert. "An International Study of Intrinsic Motivation Composition." *Management International Review* 26, no. 3 (1986): 28–35.

Another, more comprehensive study of managerial job attitudes investigated the types of job outcomes that are desired by managers in different cultures. Data were gathered from lower- and middle-management personnel who were attending management development courses in Canada, the United Kingdom, France, and Japan.³⁴ The researchers sought to identify the importance of 15 job-related outcomes and how satisfied the respondents were with each. The results indicated that job content was more important than job context. Organizationally controlled factors (**job-context factors**, such as conditions, hours, earnings, security, benefits, and promotions) for the most part did not receive as high a ranking as internally mediated factors (**job-content factors**, such as responsibility, achievement, and the work itself).

job-context factors

In work motivation, those factors controlled by the organization, such as conditions, hours, earnings, security, benefits, and promotions.

job-content factors

In work motivation, those factors internally controlled, such as responsibility, achievement, and the work itself.

The data also show that the managers from the four countries Page 442 differed significantly regarding both the perceived importance of job outcomes and the level of satisfaction experienced on the job with respect to these outcomes. These differences are useful in shedding light on what motivates managers in these countries and, in the case of MNCs, in developing country-specific human resource management approaches. The most striking contrasts were between the French and the British. Commenting on the applicability of this research to the formulation of motivational strategies for effective human resource management, the researchers noted the following:

The results suggest... that efforts to improve managerial performance in the UK should focus on job content rather than on job context. Changes in the nature of the work itself are likely to be more valued than changes in organizational or interpersonal factors. Job enrichment programs which help individuals design their own goals and tasks, and which downplay formal rules and structure, are more likely to improve performance in an intrinsically oriented society such as Britain, where satisfaction tends to be derived from the job itself, than in France, where job context factors such as security and fringe benefits are more highly valued. The results suggest that French managers may be more effectively motivated by changing job situation factors, as long as such changes are explicitly linked to performance.³⁵

In summary, Herzberg's two-factor theory appears to reinforce Maslow's need hierarchy through its research support in the international arena. As with the application of Maslow's theory, however, MNCs would be wise to apply motivation-hygiene theory on a country-by-country or a regional basis. Although there are exceptions, such as France, there seems to be little doubt that job-content factors are more important than job-context factors in

motivating not only managers but also lower-level employees around the world, as Hofstede pointed out.

■ Achievement Motivation Theory

In addition to the hierarchy-of-needs and two-factor theories of work motivation, achievement motivation theory has been given a relatively great amount of attention in the international arena. Achievement motivation theory has been applied more to the actual practice of management than the others, and it has been the focus of some interesting international research.

The Background of Achievement Motivation Theory

Achievement motivation theory holds that individuals can have a need to get ahead, to attain success, and to reach objectives. Note that like the upper-level needs in Maslow's hierarchy or like Herzberg's motivators, the need for achievement is learned. Therefore, in the United States, where entrepreneurial effort is encouraged and individual success promoted, the probability is higher that there would be a greater percentage of people with high needs for achievement than, for example, in China, Russia, or Eastern European countries,³⁶ where cultural values have not traditionally supported individual, entrepreneurial efforts.

achievement motivation theory

A theory that holds that individuals can have a need to get ahead, to attain success, and to reach objectives.

Researchers such as Harvard psychologist David McClelland have identified a characteristic profile of high achievers.³⁷ First, these people like situations in which they take personal responsibility for finding solutions to

problems. They want to win because of their own efforts, not Page 443
because of luck or chance. Second, they tend to be moderate risk
takers rather than high or low risk takers. If a decision-making situation
appears to be too risky, they will learn as much as they can about the
environment and try to reduce the probability of failure. In this way, they turn
a high-risk situation into a moderate-risk situation. If the situation is too low-
risk, however, there usually is an accompanying low reward, and they tend to
avoid situations with insufficient incentive.

Third, high achievers want concrete feedback on their performance. They
like to know how well they are doing, and they use this information to modify
their actions. High achievers tend to gravitate into vocations such as sales,
which provide them with immediate, objective feedback about how they are
doing. Finally, and this has considerable implications for human resource
management, high achievers often tend to be loners, not team players. They do
not form warm, close relationships, and they have little empathy for others'
problems. This last characteristic may distract from their effectiveness as
managers of people.

Researchers have discovered a number of ways to develop high
achievement needs in people. These involve teaching individuals to do the
following: (1) obtain feedback on performance and use this information to
channel efforts into areas where success likely will be attained, (2) emulate
people who have been successful achievers, (3) develop an internal desire for
success and challenges, and (4) daydream in positive terms by picturing
oneself as successful in the pursuit of important objectives.³⁸ Simply put, the
need for achievement can be taught and learned.

Before examining international research on achievement motivation
theory, it is important to realize that the theory has been cited as having a
number of shortcomings. One is that it relies almost solely on the projective
personality Thematic Apperception Test (TAT) to measure individual

achievement, and a number of recent studies have questioned the validity and reliability of this approach.³⁹ Another concern is that achievement motivation is grounded in individual effort, but in many countries group harmony and cooperation are critically important to success. Simply put, the original theory does not satisfactorily explain the need for achievement in cultures in which individual accomplishment is neither valued nor rewarded.^{40,41}

International Findings on Achievement Motivation Theory

A number of international researchers have investigated the role and importance of high achievement needs in human resource management.⁴²

Early research among Polish industrialists found that many of them were high achievers.⁴³ The average high-achievement score was 6.58, quite close to U.S. managers' average score of 6.74. This led some to conclude that there is evidence that managers in countries as diverse as the United States and those in the former Soviet bloc in Central Europe have high needs for achievement.⁴⁴ In later studies, however, researchers did not find a high need for achievement in Central European countries. One study, for example, surveyed Czech industrial managers and found that the average high-achievement score was 3.32, considerably lower than that of U.S. managers.⁴⁵ Because the need for achievement is learned, the differences in these samples can be attributed to cultural differences. By the same token, given the dramatic, revolutionary changes that occurred in Central and Eastern Europe with the end of communism and of centrally planned economies, one could argue that the achievement needs of postcommunist Europeans, now able to be freely expressed, may well be high today. The important point is that because achievement is a learned need and thus largely determined by the prevailing culture, it is not universal and may change over time.

The ideal profile for high-achieving societies can be described in terms of the cultural dimensions examined in [Chapter 4](#). In particular, two cultural dimensions identified by Hofstede in [Chapter 4](#)—uncertainty avoidance and masculinity—best describe high-achieving societies (see [Figure 12-7](#)). These societies tend to have weak uncertainty avoidance. People in high-achieving societies are not afraid to take at least moderate risks or to live with ambiguity. These societies also tend to have moderate to high masculinity, as measured by the high importance they assign to the acquisition of money and other physical assets and the low value they give to caring for others and the quality of work life. This combination (see the upper-right quadrant of [Figure 12-7](#)) is found almost exclusively in Anglo countries and in nations that have been closely associated with them through colonization or treaty, such as India, Singapore, and Hong Kong (countries associated with Great Britain) and the Philippines (associated with the United States).

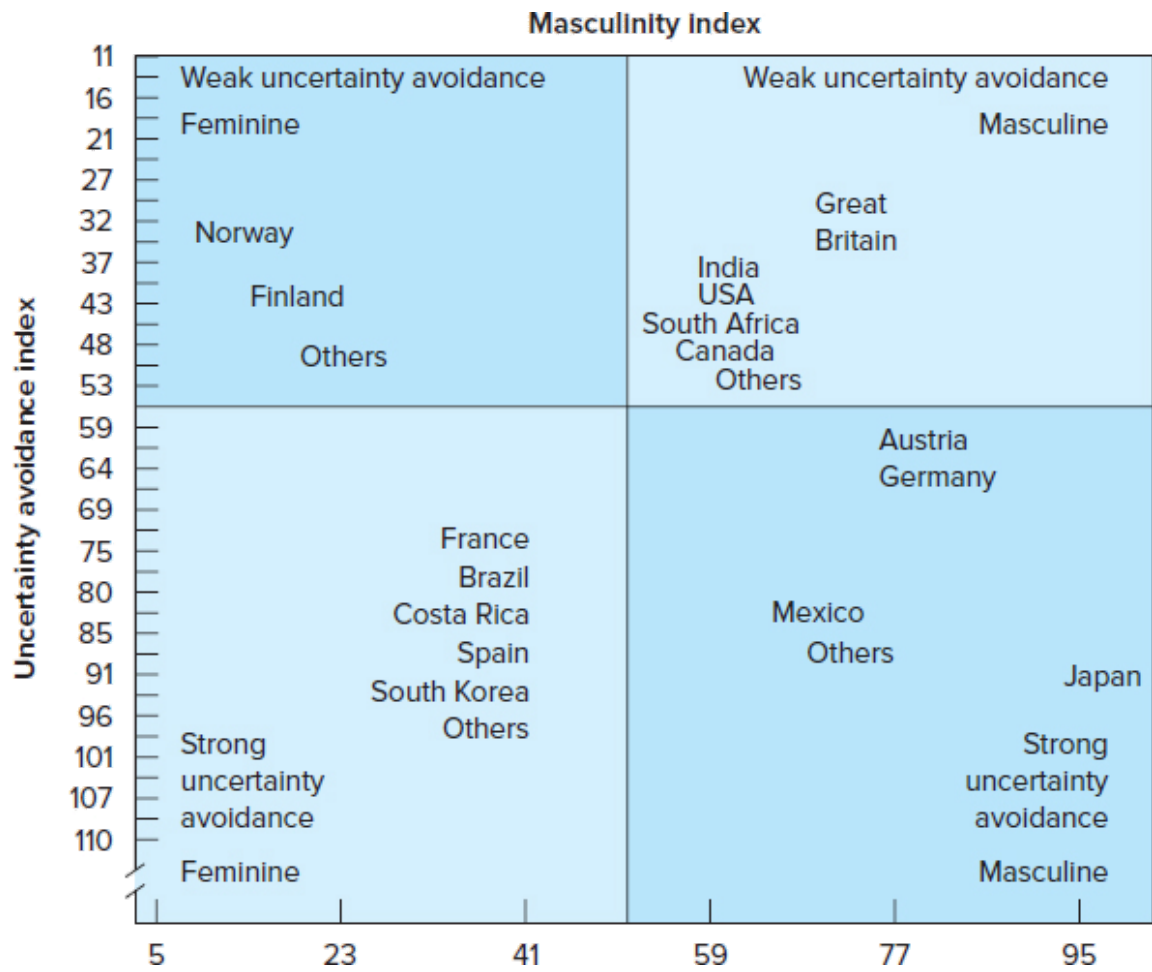


Figure 12-7

Select Countries on the Uncertainty-Avoidance and Masculinity Scales

Source: Hofstede, Geert. "The Cultural Relativity of Organizational Practices and Theories." *Journal of International Business Studies* 14, no. 2 (1983): 75–89.

Countries that fall into one of the other three quadrants of [Figure 12-7](#) will not be very supportive of the high need for achievement. MNCs in these geographic regions, therefore, would be wise to formulate a human resource management strategy for either changing the situation or adjusting to it. If they decide to change the situation, they must design jobs to fit the needs of their people or put people through an achievement motivation training program to create high-achieving managers and entrepreneurs.

A number of years ago, McClelland was able to demonstrate the success of such achievement motivation training programs with underdeveloped countries. For example, in India, he conducted such a program with considerable success. In following up these Indian trainees over the subsequent 6 to 10 months, he found that two-thirds were unusually active in achievement-oriented activities. They had started new businesses, investigated new product lines, increased profits, or expanded their present organizations. For example, the owner of a small radio store had opened a paint and varnish factory after completing the program. McClelland concluded that this training appeared to have doubled the natural rate of unusual achievement-oriented activity in the group studied.⁴⁶

If international human resource managers cannot change the situation or train the participants, then they must adjust to the specific conditions of the country and formulate a motivation strategy based on those conditions. In many cases, this requires consideration of a need-hierarchy approach blended with an achievement approach. Hofstede offers such advice in dealing with the countries in the various quadrants of [Figure 12-7](#):

The countries on the feminine side... distinguish themselves by focusing on quality of life rather than on performance and on relationships between people rather than on money and things. This means social motivation: quality of life plus security and quality of life plus risk.⁴⁷

In the case of countries that are attempting to introduce changes that Page 445 incorporate values from one of the other quadrants in [Figure 12-7](#), the challenge can be even greater.

In summary, achievement motivation theory provides additional insights into the motivation of personnel around the world. Like the need-hierarchy and two-factor theories, however, achievement motivation theory must be modified to meet the specific needs of the local culture. The culture of many countries does not support high achievement. However, the cultures of Anglo

countries and those that reward entrepreneurial effort do support achievement motivation, and their human resources should probably be managed accordingly.

■ Select Process Theories

While content theories are useful in explaining motivation for managing international personnel, process theories can also lead to better understanding. As noted earlier, the process theories explain how employee behavior is initiated, redirected, and halted; some of these theories have been used to examine motivation in the international arena. Among the most widely recognized are equity theory, goal-setting theory, and expectancy theory. The following briefly examines each of these and their relevance to international human resource management.

Equity Theory

Equity theory focuses on how motivation is affected by people's perception of how fairly they are being treated. The theory holds that if people perceive that they are being treated equitably, this perception will have a positive effect on their job performance and satisfaction, and there is no need to strive for equity. Conversely, if they believe they are not being treated fairly, especially in relation to relevant others, they will be dissatisfied, and this belief will have a negative effect on their job performance and they will strive to restore equity.

equity theory

A process theory that focuses on how motivation is affected by people's perception of how fairly they are being treated.

There is considerable research to support the fundamental equity principle in Western work groups.⁴⁸ However, when the theory is examined on an international basis, the results are mixed. Yuchtman, for example, studied equity perceptions among managers and nonmanagers in an Israeli kibbutz production unit.⁴⁹ In this setting, everyone was treated the same, but the managers reported lower satisfaction levels than the workers. The managers perceived their contributions to be greater than those of any other group in the kibbutz. As a result of this perception, they felt that they were undercompensated for their value and effort. These findings support the basic concepts of equity theory.

One study, which assumed that Western thought was synonymous with individualism and Eastern thought with collectivism, indicated that there are both similarities and differences between how cultures view the equity model. The model consists of employee inputs, subsequent outcomes, areas employees choose to compare the self to, and the motivation to change any perceived inequity that may exist between the self and the point of comparison (such as co-workers or employees in similar industries and positions).⁵⁰ A summary comparison is provided in [Table 12-6](#).

Table 12-6		
Individualistic and Collectivistic Approaches to the Equity Model		
	Western (Individualistic) Cultures	Eastern (Collectivistic) Cultures
Inputs	Effort	Loyalty
	Intelligence	Support
	Education	Respect

	Western (Individualistic) Cultures	Eastern (Collectivistic) Cultures
Outcomes	Experience	Organizational tenure
	Skill	Organizational status
	Social status	Group member
	Pay	Harmony
	Autonomy	Social status
	Seniority status	Acceptance
	Fringe benefits	Solidarity
	Job status	Cohesion
Comparisons	Status symbol	
	<i>Situation</i>	<i>Organizational Group</i>
	Physical proximity	Similar industry
	Job facet	Similar product/service
	<i>Personal</i>	<i>In-Group</i>
	Gender	Status
	Age	Job
	Position	Tenure
	Professionalism	Age

	Western (Individualistic) Cultures	Eastern (Collectivistic) Cultures
		Position
Motivation to Reduce Inequity	Change personal inputs Provoke alternate outcomes	<i>Organizational Group</i> Change points of comparison
	Psychologically distort inputs and outcomes	Psychologically distort inputs and outcomes
	Leave the field	<i>In-Group</i>
	Change points of comparison	Alter inputs of self Psychologically distort inputs and outcomes
<p><i>Source:</i> Fadil, Paul A., Robert J. Williams, Wanthanee Limpaphayom, and Cindi Smatt. "Equity or Equality? A Conceptual Examination of the Influence of Individualism/Collectivism on the Cross-Cultural Application of Equity Theory." <i>Cross Cultural Management: An International Journal</i> 12, no. 4 (2005): 17–35.</p>		

On the other hand, a number of studies cast doubt on the relevance of equity theory in explaining motivation in an international setting. Perhaps the biggest shortcoming is that the theory appears to be culture-bound. For example, equity theory postulates that when people are not treated fairly, they will take steps to reduce the inequity by, for example, doing less work, filing a grievance, or getting a transfer to another department. In Asia and the

Middle East, however, employees often readily accept inequitable treatment in order to preserve group harmony. Additionally, in countries such as Japan and Korea, men and women typically receive different pay for doing the same work, yet, because of years of cultural conditioning, women may not feel they are being treated inequitably.^{51,52} Some researchers have explained this finding by suggesting that these women compare themselves only to other women and in this comparison feel they are being treated equitably. While this may be true, the results still point to the fact that equity theory is not universally applicable in explaining motivation and job satisfaction. In short, although the theory may help explain why “equal pay for equal work” is a guiding motivation principle in countries such as the United States and Canada, it may have limited value in other areas of the world, including Asia and Latin America, where compensation differences based on gender, at least traditionally, have been culturally acceptable.

Goal-Setting Theory

Goal-setting theory focuses on how individuals go about setting goals and responding to them and the overall impact of this process on motivation. Specific areas that are given attention in goal-setting theory include the level of participation in setting goals, goal difficulty, goal specificity, and the importance of objective, timely feedback to progress toward goals. Unlike many theories of motivation, goal setting has been continually refined and developed.⁵³ There is considerable research evidence showing that employees perform extremely well when they are assigned specific and challenging goals that they have had a hand in setting.⁵⁴ But most of these studies have been conducted in the United States, while few of them have been carried out in other cultures.⁵⁵ One study that did examine goal setting in an international setting looked at Norwegian employee participation

in goal setting.⁵⁶ The researchers found that the Norwegian employees shunned participation and preferred to have their union representatives work with management in determining work goals. This led the researchers to conclude that individual participation in goal setting was seen as inconsistent with the prevailing philosophy of participation through union representatives. Unlike the United States, where employee participation in setting goals is motivational, it had no value for the Norwegian employees in this study.

goal-setting theory

A process theory that focuses on how individuals go about setting goals and responding to them and the overall impact of this process on motivation.

Results similar to those in the Norwegian study have been reported by Earley, who found that workers in the U.K. responded more favorably to a goal-setting program sponsored by the union stewards than to one sponsored by management. This led Earley to conclude that the transferability across cultural settings of management concepts such as participation in goal setting may well be affected by the prevailing work norms.⁵⁷ In order to further test this proposition, Erez and Earley studied American and Israeli subjects and found that participative strategies led to higher levels of goal acceptance and performance in both cultures than did strategies in which objectives were assigned by higher-level management.⁵⁸ In other words, the value of goal-setting theory may be determined by culture. In the case, for example, of Asian and Latin work groups, where collectivism is very high, the theory may have limited value for MNC managers in some countries.

Expectancy Theory

Expectancy theory postulates that motivation is largely influenced by a multiplicative combination of a person's belief that (a) effort will lead to

performance, (b) performance will lead to specific outcomes, and (c) the outcomes will be of value to the individual.⁵⁹ In addition, the theory predicts that high performance followed by high rewards will lead to high satisfaction.⁶⁰ Does this theory have universal application? Eden used it in studying workers in an Israeli kibbutz and found some support;⁶¹ and Matsui and colleagues reported that the theory could be applied successfully in Japan.⁶² On the other hand, it is important to remember that expectancy theory is based on employees having considerable control over their environment, a condition that does not exist in many cultures (e.g., Asia). In particular, in societies where people believe that much of what happens is beyond their control, this theory may have less value. It would seem that expectancy theory is best able to explain worker motivation in cultures where there is a strong internal locus of control (e.g., in the United States). In short, the theory seems culture-bound, and international managers must be aware of this limitation in their efforts to apply this theory to motivate human resources.

expectancy theory

A process theory that postulates that motivation is influenced by a person's belief that (a) effort will lead to performance, (b) performance will lead to specific outcomes, and (c) the outcomes will be of value to the individual.

■ Motivation Applied: Job Design, Work Centrality, and Rewards

Content and process theories provide important insights into and an understanding of ways to motivate human resources in international management. So, too, do applied concepts such as job design, work centrality, and rewards.

Job Design

Job design consists of a job's content, the methods that are used on the job, and the way in which the job relates to other jobs in the organization. Job design typically is a function of the work to be done and the way in which management wants it to be carried out. These factors help explain why the same type of work may have a different impact on the motivation of human resources in various parts of the world and result in differing qualities of work life.

job design

A job's content, the methods that are used on the job, and the way the job relates to other jobs in the organization.

Quality of Work Life: The Impact of Culture Quality of work Page 448
life (QWL) is not the same throughout the world. For example, assembly-line employees in Japan work at a rapid pace for hours and have very little control over their work activities. In Sweden, assembly-line employees work at a more relaxed pace and have a great deal of control over their work activities. U.S. assembly-line employees are somewhere in between; they typically work at a pace that is less demanding than that in Japan but more structured than that in Sweden.

What accounts for these differences? One answer is found in the culture of the country. QWL is directly related to culture. [Table 12-7](#) compares the United States, Japan, and Sweden along the four cultural dimensions described in [Chapter 4](#). A brief look shows that each country has a different cultural profile, helping explain why similar jobs may be designed quite differently from country to country. Assembly-line work provides a good basis for comparison.

Table 12-7

Cultural Dimensions in Japan, Sweden, and the United States

Cultural Dimension	Degree of Dimension		
	High/Strong X +	Moderate - X -	Low/Weak + X
Uncertainty avoidance	J		USA S
Individualism	USA	S	J
Power distance		J USA	S
Masculinity	J	USA	S

Source: Hofstede, Geert. "The Cultural Relativity of the Quality of Life Concept." *Academy of Management Review* 9, no. 3 (1984): 389-98.

In Japan, there is strong uncertainty avoidance. The Japanese like to structure tasks so that there is no doubt what is to be done and how it is to be done. Individualism is low, so there is strong emphasis on security, and individual risk taking is discouraged. The power-distance index is high, so Japanese workers are accustomed to taking orders from those above them. The masculinity index for the Japanese is high, which shows that they put a great deal of importance on money and other material symbols of success. In designing jobs, the Japanese structure tasks so that the work is performed within these cultural constraints. Japanese managers work their employees extremely hard. Although Japanese workers contribute many ideas through the extensive use of quality circles, Japanese managers give them very little say in what actually goes on in the organization (in contrast to the erroneous picture often portrayed by the media, which present Japanese firms as highly democratic and managed from the bottom up)⁶³ and depend heavily on monetary rewards, as reflected by the fact that the Japanese rate money as an important motivator more than do the workers in any other industrialized country.

In Sweden, uncertainty avoidance is low, so job descriptions, policy manuals, and similar work-related materials are more open-ended or general, in contrast to the detailed procedural materials developed by the Japanese. In addition, Swedish workers are encouraged to make decisions and take risks. Swedes exhibit a moderate to high degree of individualism, which is reflected in their emphasis on individual decision making (in contrast to the collective, or group, decision making of the Japanese). They have a weak power-distance index, which means that Swedish managers use participative approaches in leading their people. Swedes score low on masculinity, which means that interpersonal relations and the ability to interact with other workers and discuss job-related matters are important. These cultural dimensions result in job designs that are markedly different from those in Japan.

Cultural dimensions in the United States are closer to those of Sweden than to those of Japan. In addition, except for individualism, the U.S. profile is between that of Sweden and Japan (see [Table 12-7](#)). This means that Page 449 job design in U.S. assembly plants tends to be more flexible or unstructured than that of the Japanese but more rigid than that of the Swedes.

This same pattern holds for many other jobs in these three countries. All job designs tend to reflect the cultural values of the country. The challenge for MNCs is to adjust job design to meet the needs of the host country's culture. For example, when Japanese firms enter the United States, they often are surprised to learn that people resent close control. In fact, there is evidence that the most profitable Japanese-owned companies in the United States are those that delegate a high degree of authority to their U.S. managers.⁶⁴ Similarly, Japanese firms operating in Sweden find that quality of work life is a central concern for the personnel and that a less structured, highly participative management style is needed for success. Some of the best examples of efforts to integrate job designs with culture and personality are provided by sociotechnical designs.

Sociotechnical Job Designs [Sociotechnical designs](#) are job designs that blend personnel and technology. The objective of these designs is to integrate new technology into the workplace, so that workers accept and use it to increase overall productivity. Because new technology often requires people to learn new methods and in some cases work faster, employee resistance is common. Effective sociotechnical design can overcome these problems. There are a number of good examples, and perhaps the most famous is that of Swedish automaker Volvo.

[sociotechnical designs](#)

Job designs that blend personnel and technology.

Sociotechnical changes that reflect the cultural values of the workers were introduced at Volvo's Kalmar plant. Autonomous work groups were formed and given the authority to elect their own supervisors as well as to schedule, assign, and inspect their own work. Each group was allowed to work at its own pace, although there was an overall output objective for the week, and each group was expected to attain this goal.⁶⁵ The outcome was very positive and resulted in Volvo's building another plant that employed even more sophisticated sociotechnical job-design concepts. Volvo's plant layout, however, did not prevent the firm from having some problems. Both Japanese and North American automakers were able to produce cars in far less time, putting Volvo at a cost disadvantage. As a result, stagnant economies in Asia, coupled with a weakening demand for Volvo's product lines in both Europe and the United States, resulted in the firm's laying off workers and taking steps to increase its efficiency.^{66,67}

Without sacrificing efficiency, other firms have introduced sociotechnical designs for better blending of their personnel and technology. A well-known U.S. example is General Foods, which set up autonomous

groups at its Topeka, Kansas, plant to produce Gaines pet food. Patterned after the Volvo example, the General Foods project allowed workers to share responsibility and work in a highly democratic environment. Other U.S. firms also have opted for a self-managed team approach. In fact, research reports that the concept of multifunctional teams with autonomy for generating successful product innovation is more widely used by successful U.S., Japanese, and European firms than any other teamwork concept.⁶⁸ Its use must be tempered by the cultural situation, however. And even the widely publicized General Foods project at Topeka had some problems. Some former employees indicate that the approach steadily eroded and that some managers were openly hostile because it undermined their power, authority, and decision-making flexibility. The most effective job design will be a result of both the job to be done and the cultural values that support a particular approach.⁶⁹ For MNCs, the challenge is to make the fit between the design and the culture.

At the same time, it is important to realize that functional job descriptions are being phased out in many MNCs and replaced by more of a process approach. The result is a more horizontal network that relies on communication and teamwork. This approach also is useful in helping create and sustain partnerships with other firms.

Work Centrality

Work centrality, which is the importance of work in an individual's life relative to his or her other areas of interest (family, church, leisure), provides important insights into how to motivate human resources in different cultures.⁷⁰ After conducting a review of the literature, Bhagat and associates found that Japan has the highest level of work centrality, followed by moderately high levels for Israel, average levels for the United States and

Belgium, moderately low levels for the Netherlands and Germany, and low levels for Britain.⁷¹ These findings indicate that successful multinationals in Japan must realize that while work is an integral part of the Japanese lifestyle, work in the United States must be more balanced with a concern for other interests. Unfortunately, this is likely to become increasingly more difficult for Japanese firms in Japan because stagnant population growth is creating a shortage of personnel. As a result, growing numbers of Japanese firms are now trying to either raise the mandatory retirement age to 65 or eliminate it altogether. Additionally, the government is debating uncapping the mandatory age that citizens must start drawing from their pensions.⁷²

work centrality

The importance of work in an individual's life relative to other areas of interest.

Value of Work Although work is an important part of the lifestyles of most people, this emphasis can be attributed to a variety of conditions. For example, one reason that Americans and Japanese work such long hours is that the cost of living is high, and hourly employees cannot afford to pass up the opportunity for extra money. Among salaried employees who are not paid extra, most Japanese managers expect their subordinates to stay late at work, and overtime has become a requirement of the job. Moreover, there is recent evidence that Japanese workers may do far less work in a business day than outsiders would suspect.

Many people are unaware of these facts and have misperceptions of why the Japanese and Americans work so hard and the importance of work to them. The same is true of Germans and Americans. In recent years, the number of hours worked annually by German workers has been declining, while the number for Americans has been on the rise. What accounts for this trend?

Some observers have explained it in cultural terms, noting that Germans place high value on lifestyle and often prefer leisure to work, while their American counterparts are just the opposite. In fact, research reveals that culture may have little to do with it. A study by the National Bureau of Economic Research (NBER) found a far wider range of wages within American companies than in German firms, and this large pay disparity has created incentives for American employees to work harder. For instance, [Table 12-8](#) compares U.S. and German salaries based on a “Step 1,” or entry-level pay scale. In particular, many U.S. workers believe that if they work harder, their chances of getting pay hikes and promotions will increase, and there are historical data to support this belief. An analysis of worker histories in the United States and Germany led NBER researchers to estimate that American workers who increase their working time by 10 percent, for example, from 2,000 to 2,200 hours annually, will raise their future earnings by about 1 percent for each year in which they put in extra hours.

Table 12-8
2019 Annual Salaries: U.S. and Germany

Grade	U.S. Salary (Annual, in US\$)	German Salary (Annual, in US\$)
1	\$ 18,785	\$30,546
2	21,121	32,306
3	23,045	33,680
4	25,871	34,975
5	28,945	36,577

Grade	U.S. Salary (Annual, in US\$)	German Salary (Annual, in US\$)
6	32,264	38,964
7	35,854	42,279
8	39,707	45,644
9	43,857	50,860
10	48,297	56,416
11	53,062	62,036
12	63,600	68,781
13	75,628	74,764
14	89,370	84,392
15	105,123	93,981

Source: "Salary Table 2019." Office of Personal Management.
<https://www.opm.gov/policy-data-oversight/pay-leave/salaries-wages/salary-tables/pdf/2019/GS.pdf>; calculated from <http://oeffentlicher-dienst.info/beamte/land>.

Obviously, factors other than culture—such as gender, industry, and organizational characteristics—influence the degree and type of work centrality within a country. These factors, in turn, interact with national cultural characteristics. One study of work centrality examined the effect of parenthood on men and on women regarding the centrality of and investment in work and family in the bicultural context of the Israeli high-tech industry (i.e., the family-centered Israeli society on the one hand and the masculine work-centered high-tech industry on the other hand). This study found a

contrasting parenthood effect on men and women. Fathers showed higher relative work centrality than childless men, whereas mothers showed lower relative work centrality than women without children. Fathers invested more weekly hours in paid work than childless men, whereas mothers invested fewer weekly hours in paid work than women without children. In the parents' subsample, mothers evinced higher relative family centrality than fathers. Mothers also invested more weekly hours in child care and core housework tasks than fathers. A key finding was that the contrasting parenthood effect prevails even in the demanding hightech sector, in which women are expected to work long hours and play down their care-giving activities.⁷³

Another important area of consideration is the importance of Page 451 work as a part of overall lifestyle. In the case of Japanese workers, in particular, there has been a growing interest in the impact of overwork on the physical condition of employees. A report by the Japanese government noted that one-third of the working-age population suffers from chronic fatigue, and a recent survey by the Japanese prime minister's office found that a majority of those who were surveyed complained of being chronically tired and feeling emotionally stressed and some complained about abusive conditions in the workplace.^{74,75} Fortunately, as seen in the International Management in Action box "Karoshi: Stressed Out in Japan," the effects of overwork or job burnout—karoshi in Japanese—are beginning to be recognized as a real social problem. Other Asian countries that are subject to accelerated development are also experiencing job stress. Chinese workers, for example, are exhibiting classic Western signs of stress and overwork. Burnout, substance abuse, eating disorders, and depression abound, not to mention time away from the family. The culture is such that employees will not seek counseling, as it is a sign of weakness and embarrassment. However, like the Japanese, the Chinese are seeing the issue and attempting to approach a solution that will alleviate stress and save face.⁷⁶

karoshi

A Japanese term that means “overwork” or “job burnout.”

Job Satisfaction In addition to the implications that value of work has for motivating human resources across cultures, another interesting contrast is job satisfaction. For example, one study found that Japanese office workers may be much less satisfied with their jobs than their U.S., Canadian, and EU counterparts are. The Americans, who reported the highest level of satisfaction in this study, were pleased with their job challenges, opportunities for teamwork, and ability to make a significant contribution at work. The Japanese workers were least pleased with these three factors.⁷⁷ Similar findings were uncovered by Luthans and associates, who reported that U.S. employees had higher organizational commitment than Japanese or Korean workers in their cross-cultural study. What makes these findings particularly interesting is that a large percentage of the Japanese and Korean workers were supervisory employees, who could be expected to be more committed to their organization than nonsupervisory employees, and a significant percentage of these employees also had lifetime guarantees.⁷⁸ This study also showed that findings related to job satisfaction in the international arena often are different from expected.⁷⁹

International Management in Action

Karoshi: Stressed Out in Japan

Doing business in Japan can be a real killer. Overwork, or karoshi, as it is called in Japan, claims 10,000 lives annually in

this hard-driving, competitive economic society, according to Hiroshi Kawahito, a lawyer who founded the National Defense Council for Victims of Karoshi.

One of the cases is Jun Ishii of Mitsui & Company. Ishii was one of the firm's only speakers of Russian. In the year before his death, Ishii made 10 trips to Russia, totaling 115 days. No sooner would he arrive home from one trip than the company would send him out again. The grueling pace took its toll. While on a trip, Ishii collapsed and died of a heart attack. His widow filed a lawsuit against Mitsui & Company, charging that her husband had been worked to death. Tokyo labor regulators ruled that Ishii had indeed died of karoshi, and the government now is paying annual worker's compensation to the widow. The company also cooperated and agreed to make a one-time payment of \$240,000.

The reason that the case received so much publicity is that this is one of the few instances in which the government ruled that a person died from overwork. Now regulators are expanding karoshi compensation to salaried as well as hourly workers. This development is receiving the attention of the top management of many Japanese multinationals, and some Japanese MNCs are beginning to take steps to prevent the likelihood of overwork. For example, Mitsui & Company now assesses its managers based on how well they set overtime hours, keep subordinates healthy, and encourage workers to take vacations. Matsushita Electric has extended vacations from 16 days annually to 23 days and now requires all workers to take this time off. One branch of Nippon Telegraph & Telephone found that stress made some workers irritable

and ill, so the company initiated periods of silent meditation. Other companies are following suit, although there still are many Japanese who work well over 2,500 hours a year and feel both frustrated and burned out by job demands.

On the positive side, the Ishii case likely will bring about some improvements in working conditions for many Japanese employees. Experts admit, however, that it is difficult to determine if *karoshi* is caused by work demands or by private, late-night socializing that may be work-related. Other possible causes include high stress, lack of exercise, and fatty diets, but, whatever the cause, one thing is clear: More and more Japanese families no longer are willing to accept the belief that *karoshi* is a risk that all employees must accept. Work may be a killer, but this outcome can be prevented through more carefully implemented job designs and work processes.

At the same time, recent reports show that there is still a long way to go. In Saku, Japan, for example, the city's main hospital has found that 32 percent of the patients hospitalized in the internal medicine and psychiatric wards are being treated for chronic fatigue syndrome, a diagnosis that is made only after six months of severe, continuous fatigue in the absence of any organic illness. Japanese doctors attribute this explosion of chronic fatigue syndrome to stress. Moreover, during the prolonged economic downturn, a growing number of businesspeople found themselves suffering from these symptoms. And, to make matters worse, there is growing concern about alcoholism among workers. Over the past four decades, per capita alcohol consumption in most countries has declined, but in Japan it has risen fourfold. The per capita

consumption of alcohol in Japan is equal to that in the United States. Even this comparison is misleading because researchers have found that most Japanese women do not drink at all, but Japanese men in their 50s drink more than twice as much as their American counterparts. Additionally, young Japanese employees find that drinking is considered necessary, and some of them have raised complaints about *alru-hara*, or alcohol harassment (forced/pressured alcohol consumption).

Dealing with overwork will continue to be a challenge for both for Japanese firms and for the government. The same is true of the growing problems associated with alcohol that are being brought on by stress and business cultures that have long supported alcohol consumption as a way of doing business and fitting into the social structure.

Source: Brown, William S., Rebecca E. Lubove, and James Kwalwasser. "Karoshi: Alternative Perspectives of Japanese Management Styles." *Business Horizons*, March/April 1994, 58–60; French, Howard K. "A Postmodern Plague Ravages Japan's Workers." *New York Times*, February 21, 2000, A4; Miller, Karen Lowry. "Now, Japan Is Admitting It: Work Kills Executives." *BusinessWeek*, August 3, 1992, 35; Zielenziger, Michael. "Alcohol Consumption a Rising Problem in Japan." *Miami Herald*, December 28, 2000, 10A.

Conventional wisdom not always being substantiated has been reinforced by cross-cultural studies that found that Japanese workers who already were highly paid, and then received even higher wages, experienced

decreased job satisfaction, morale, commitment, and intention to remain with the firm. This contrasted sharply with the U.S. workers, who did not experience these negative feelings.⁸⁰ These findings show that the motivation approaches used in one culture may have limited value in another.⁸¹

Research by Kakabadse and Myers also has brought to light findings that are contradictory to commonly accepted beliefs. These researchers examined job satisfaction among managers from the United Kingdom, France, Belgium, Sweden, and Finland. It has long been assumed that satisfaction is highest at the upper levels of organizations; however, this study found varying degrees of satisfaction among managers, depending on the country. The researchers reported that senior managers from France and Finland display greater job dissatisfaction than managers from the remaining countries. In terms of satisfaction with and commitment to the organization, British, German, and Swedish managers display the highest levels of commitment. Equally, British and German managers highlight that they feel stretched in their job, but senior managers from French organizations suggest that their jobs lack sufficient challenge and stimulus. In keeping with the job-related views displayed by French managers, they equally indicate their desire to leave their job because of their unsatisfactory work-related circumstances.⁸²

On the other hand, research also reveals that some of the conditions that help create organizational commitment among U.S. workers also have value in other cultures. For example, a large study of Korean employees ($n = 1,192$ in 27 companies in 8 major industries) found that consistent with U.S. studies, Korean employees' position in the hierarchy, tenure in their current position, and age all relate significantly to organizational commitment. Also, as in previous studies in the United States, as the size of the Korean organizations increases, commitment decreases, and, the more positive the climate perceptions, the greater the commitment.⁸³ In other words, there is at least

beginning evidence that the theoretic constructs predicting organizational commitment may hold across cultures.

Also related to motivation are job attitudes toward quality of work life. Research reports that EU workers see a strong relationship between how well they do their jobs and the ability to get what they want out of life. U.S. workers are not as supportive of this relationship, and Japanese workers are least likely to see any connection. This finding raises an interesting motivation-related issue regarding how well, for example, American, European, and Japanese employees can work together effectively. Some researchers have recently raised the question of how Japanese firms will be able to have effective strategic alliances with American and European companies if the work values of the partners are so different. Tornvall, after conducting a detailed examination of the work practices of five companies—Fuji-Kiku, a spare-parts firm in Japan; Toyota Motor Ltd. of Japan; Volvo Automobile AB of Sweden; SAAB Automobile AB, Sweden; and the General Motors plant in Saginaw, Michigan—concluded that there were benefits from the approaches used by each. This led him to recommend what he calls a “balance in the synergy” between the partners.⁸⁴ Some of his suggestions included the following:

Moving Away From	Moving Toward
Logical and reason-centered, individualistic thinking	A more holistic, idealistic, and group thinking approach to problem solving
Viewing work as a necessary burden	Viewing work as a challenging and development activity
The avoidance of risk taking and the feeling of distrust of others	An emphasis on cooperation, trust, and personal concern for others

Moving Away From

Moving Toward

The habit of analyzing things in such great depth that it results in “paralysis through analysis”

Cooperation built on intuition and pragmatism

An emphasis on control

An emphasis on flexibility

In large degree, this balance will require all three groups—Americans, Europeans, and Asians—to make changes in the way they approach work.

In conclusion, work is important in every society. The extent of importance varies, however, and much of what is “known” about work as a motivator often is culture-specific. Again, the lesson to be learned for international management is that although the process of motivation may be the same, the content may change from one culture to another.

Reward Systems

Besides the content and process theories, another important area of motivation is that of rewards. Managers everywhere use rewards to motivate their personnel. Sometimes these are financial, such as salary raises, bonuses, and stock options. At other times, they are nonfinancial, such as feedback and recognition.⁸⁵ The major challenge for international managers is that there are often significant differences between the reward systems that work best in one country and those that are most effective in another. Some of these differences are a result of the competitive environment⁸⁶ or of government legislation that dictates such things as minimum wages, pensions, and perquisites.⁸⁷ In other cases, the differences are accounted for very heavily by culture.⁸⁸ For example, while many American companies like to use merit-based reward systems, firms in Japan, Korea, and Taiwan, where individualism is not very

high, often feel that this form of reward system is too disruptive of the corporate culture and traditional values.⁸⁹

■ Incentives and Culture

The use of financial incentives to motivate employees is very common, especially in countries with high individualism. In the United States, several chief executive officers earn over \$100 million a year thanks to bonuses, stock options, and long-term incentive payments.⁹⁰ These pay systems are common when companies attempt to link compensation to performance. Typically, these systems range from individual incentive-based pay systems, in which workers are paid directly for their output, to systems in which employees earn individual bonuses based on how well the organization at large achieves certain goals such as sales growth, total revenue, or total profit. These reward systems are designed to stress equity. However, they are not universally accepted.

In many cultures, compensation is based on group membership or group effort. In these cases, the systems are designed to stress equality, and employees will oppose the use of individual incentive plans. One example of this is an American multinational corporation that decided to institute an individually based bonus system for the sales representatives in its Danish subsidiary. The sales force rejected the proposal because it favored one group over another and employees felt that everyone should receive the same size bonus.⁹¹ Another example, reported by Vance and associates, was Indonesian oil workers who rejected a pay-for-performance system that would have resulted in some work teams' making more money than others.⁹²

While financial rewards such as pay, bonuses, and stock options are important motivators, in many countries workers are highly motivated by other things as well. For example, Sirota and Greenwood studied employees of a

large multinational electrical equipment manufacturer with operations in 40 countries. They found that in all of these locales the most important rewards involved recognition and achievement. Second in importance were improvements in the work environment and employment conditions, including pay and work hours.⁹³ Beyond this, a number of differences emerged in preferred types of rewards. For example, employees in France and Italy highly valued job security, while for American and British workers it held little importance. Scandinavian workers placed high value on concern for others on the job and for personal freedom and autonomy, but they did not rate “getting ahead” as very important. German workers ranked security, fringe benefits, and “getting ahead” as very important, while Japanese employees put good working conditions and a congenial work environment high on their list but ranked personal advancement quite low. The nearby International Management in Action box “Motivating through a Better Working Environment” provides a few additional examples.

Very simply, the types of incentives that are deemed important appear to be culturally influenced. Moreover, culture can even affect the overall cost of an incentive system. In Japan, efforts to introduce Western-style merit pay systems typically lead to an increase in the overall labor costs because the companies find that they cannot reduce the pay of less productive workers for fear of causing them to lose face and thus disturb group harmony.⁹⁴ As a result, everyone’s salary increases. Culture also impacts profit in that people tend to perform better under management systems that are supportive of their own values. Nam, for example, studied two Korean banks that operated under different management systems.⁹⁵ One was owned and operated as a joint venture with an American bank, and the other was owned and operated as a joint venture with a Japanese bank. The American bank put into place management practices and personnel policies that were common in its own organization. The Japanese bank put together a blend of Japanese and Korean

human resource management policies. Nam found that employees in the joint venture with the Japanese bank were significantly more committed to the organization than were their counterparts in the American joint venture and the Japanese-affiliated bank had significantly higher financial performance.

International Management in Action

Motivating through a Better Working Environment

Employee remuneration and sharing in the financial successes of the company are important motivating factors that are valued across nearly every culture. However, research has shown that relying solely on financial rewards to incentivize employees can result in a negative impact on long-term retention. This is especially true for Millennials and Generation Z employees, who tend to value intangible benefits, like a favorable work-life balance, as much as they value their paychecks. For this reason, global companies, such as BMW, Alibaba, and Virgin Group, are creating unique working environments to engage their employees.

BMW, a German-based automotive company, prides itself on encouraging employees to be creative while focusing on their own personal and professional growth. According to Harald Krüger, the CEO of BMW, providing a work environment where employees can be responsible for inspiring tasks has been far more important than rewarding employees

financially. Long-term employee development has been a key component of this strategy. Programs aimed at developing female managers and initiatives designed to encourage cross-generational knowledge sharing were implemented specifically with Millennial employees in mind.

With a completely different cultural context from that of BMW, Alibaba, the Chinese e-commerce giant, engages its workforce by outwardly displaying appreciation for the sacrifices made by their employees and their employees' families. This appreciation is designed to encourage a familial feeling between personal and professional life. For example, on Alibaba Day, employees and their families are invited to participate in various activities designed to show thankfulness for the hard work of Alibaba's employees throughout the year, as well as to celebrate the support that employees' families provide. Additionally, a special mass "wedding" ceremony for all newlywed employees is performed by Alibaba founder Jack Ma each year at Alibaba Day. The wedding ceremony is designed to reinforce that the entire family unit is a part of the Alibaba family, not just the employee. Although this may be seen as too intimate for employees from Germany or the U.S., the ceremony is valued by the Alibaba employees as a special and significant show of appreciation.

Embracing families, albeit in a less direct way, has also boosted morale and happiness at the Virgin Group, a family-owned conglomerate headquartered in the U.K. According to founder Richard Branson, the majority of the Virgin Group employees want the option to work remotely, and top Millennial talent will move to companies that offer such

flexibility. As a result, the Virgin Group has expanded its offering of flexible work options. Today, Virgin Group employees can work remotely as needed, enabling them to spend more time with their families. Additionally, the company offers an “unlimited leave policy,” whereby vacation time is not strictly defined as a specific number of days per year. Rather, employees can take the time they need, as they see fit, to relax and unwind. As a brand leader in multiple industries, Virgin Group is likely setting the work-life balance standard for future companies to follow.

Source: “BMW Group CEO Harald Krüger Voted Most Popular Manager 2018.” BMW Group Press, June 20, 2018,

<https://www.press.bmwgroup.com/global/article/detail/T0282346EN/bmw-group-ceo-harald-krueger-voted-most-popular-manager-2018?language=en>; Horwitz, Josh. “On the Alibaba Campus, Ambition and Humility Are Both on Display.” Quartz, December 19, 2017, <https://qz.com/1159008/all-about-alibaba-ambition-and-humility-in-the-companys-campus-and-culture>; Umoh, Ruth. “Billionaire Richard Branson: 3 Reasons You Should Let Your Employees Work Remotely.” CNBC, March 13, 2018, <https://www.cnbc.com/2018/03/13/richard-branson-3-reasons-you-should-let-your-employees-work-remotely.html>.

Sometimes, however, reward systems can be transferred and used successfully. For example, Welsh, Luthans, and Sommer examined the effectiveness of common Western incentive systems in a Russian ^{Page 456} textile factory.⁹⁶ They found that both contingently administered extrinsic rewards and positive recognition and attention from the supervisor led to significantly enhanced job performance, while participative techniques

had little impact on job behavior and performance. Similarly, many people believe that large annual financial packages and lucrative golden parachutes are used only in American firms, but this is untrue. Senior-level managers in many MNCs earn large salaries, and large financial packages for executives who are terminated or whose company is acquired by another firm are gaining in popularity, especially in Europe.⁹⁷ In other words, the type of rewards that are used is not culture-bound.

Overall, however, cultures do greatly influence the effectiveness of various rewards. What works in one country may not work in another. For example, research shows that Swedish workers with superior performance often prefer a reward of time off rather than additional money, while high-performing Japanese workers tend to opt for financial incentives—as long as they are group-based and not given on an individual basis.⁹⁸ It is also important to realize that the reasons workers choose one form of motivation over another—for example, days off rather than more money—may not be immediately obvious or intuitively discernible. For example, research has found that Japanese workers tend to take only about half of their annual holiday entitlements, while French and German workers take all of the days to which they are entitled. Many people believe the Japanese want to earn more money, but the primary reason they do not take all their holiday entitlements is that they believe taking all of those days shows a lack of commitment to their work group. The same is true for overtime: Individuals who refuse to work overtime are viewed as selfish. One of the results of these Japanese cultural values is *karoshi*, which we discussed a bit earlier in the chapter.



The World of International Management— Revisited

The World of International Management at the start of the chapter introduced you to how important it is for MNCs and international managers to understand the underlying motivators of workers' performance. It also discussed various sources of employee satisfaction or dissatisfaction and how these factors may differ among countries and cultures or how they may be the same. By ignoring such crucial issues, companies risk losing a vast talent pool and incurring costs through new hires, training, or settling for less experienced personnel.

While workers in some countries may be lured into attractive jobs provided by MNCs through relatively good salary compensation and the promise of upward mobility, many have become impatient from the lack of institutional follow-through in various dimensions. Companies moving to other countries may initially save money from low introductory wages, but they need to consider the costs involved in retaining (or losing) valuable talent. Until recently, awareness of the needs of employees in the international context was reflected simply in wage incentives, but more and more organizations are realizing that the less tangible values of the work environment, recognition of intertwined work/family relationships, and the opportunity to continue education are highly regarded in many cultures. Identifying specific cultural viewpoints early can help MNCs in any country to grow and may be the key to continued survival.

The challenge for international managers is to put together a motivational package that addresses the specific needs of the employee or group in each region where an MNC serves. Applying the ideas presented in this chapter, answer the following questions: (1) What are some of the things that successful MNCs do to effectively motivate European employees? Chinese employees? Southeast-Asian (Indonesian) employees? (2) What kinds of

incentives do scientific and technical employees respond to that might not be as meaningful to other categories of employees? (3) What advantages might employees see in working for a truly global company (as opposed to a North American MNC)?

SUMMARY OF KEY POINTS

1. Two basic types of theories explain motivation: content and process. Content theories have received much more attention in international management research because they provide the opportunity to create a composite picture of the motivation of human resources in a particular country or region. In addition, content theories more directly provide ways for managers to improve the performance of their human resources.
2. Maslow's hierarchy-of-needs theory has been studied in a number of countries. Researchers have found that regardless of the country, managers have to be concerned with the satisfaction of these needs for their human resources.
3. Some researchers have suggested that satisfaction profiles are not very useful for studying motivation in an international setting because there are so many different subcultures within any country or even at different levels of a given organization. These researchers have suggested that job categories are more effective for examining motivation because job level (managers versus operating employees) and the need hierarchy have established correspondences.
4. Like Maslow's theory, Herzberg's two-factor theory has received considerable attention in the international arena, and Herzberg's

original findings from the United States have been replicated in other countries. Cross-cultural studies related to job satisfaction also have been conducted. The data show that job content is more important to job satisfaction than is job context.

5. The third content theory of motivation that has received a great amount of attention in the international arena is the need for achievement. Some current findings show that this need is not as widely held across cultures as was previously believed. In some parts of the world, however, cultural values encourage people to be high achievers. In particular, Hofstede suggested that an analysis of two cultural dimensions, uncertainty avoidance and masculinity, helps identify high-achieving societies. Once again, it can be concluded that different cultures will support different motivational needs and that international managers developing strategies to motivate their human resources for improved performance must recognize cultural differences.
6. Process theories have also contributed to the understanding of motivation in the international arena. Equity theory focuses on how motivation is affected by people's perception of how fairly they are being treated, and there is considerable research to support the fundamental equity principle in Western work groups. However, when the theory is examined on an international basis, the results are mixed. Perhaps the biggest shortcoming of the theory is that it appears to be culture-bound.
7. Goal-setting theory focuses on how individuals go about setting goals and responding to them and the overall impact of this process on motivation. There is evidence showing that employees perform extremely well when they are assigned specific and challenging

goals that they had a hand in setting. However, most of these goalsetting studies have been conducted in the United States. Additionally, research results on the effects of goal setting at the individual level are very limited, and culture may well account for these outcomes.

8. Expectancy theory postulates that motivation is largely influenced by a multiplicative combination of a person's belief that effort will lead to performance, that performance will lead to specific outcomes, and that these outcomes are valued by the individual. There is mixed support for this theory. Many researchers believe that the theory best explains motivation in countries characterized by an internal locus of control.
9. Although content and process theories provide important insights into the motivation of human resources, three additional areas that have received attention are job design, work centrality, and reward systems. Job design is influenced by culture as well as the specific methods that are used to bring together the people and the work. Work centrality helps explain the importance of work in an individual's life relative to other areas of interest. Work has become a relatively greater part of the average U.S. employee's life and perhaps less a part of the average Japanese worker's life. Research also indicates that Japanese office workers are less satisfied with their jobs than are U.S., Canadian, and EU workers, suggesting that MNCs need to design motivation packages that address the specific needs of different cultures. This is also true for rewards. Research shows that the relative motivational value of monetary and nonmonetary rewards is influenced by culture. Countries with high individualism, such as the United States and the

U.K., tend to make wide use of individual incentives, while collectivistic countries such as those in Asia prefer group-oriented incentives.

10. Some motivational practices may have universal appeal, but more often they need tailoring to fit to the culture in which an MNC is working. Research shows that some motivational approaches in the United States have been successfully transferred to Russia. More often, creative modification to familiar approaches is necessary. The importance for international managers of focusing on employee motivation is unquestioned. The challenge lies in finding the appropriate applications of motivational theory to the specific culture at hand.

KEY TERMS

[achievement motivation theory](#), 442

[content theories](#), 432

[equity theory](#), 445

[esteem needs](#), 433

[expectancy theory](#), 447

[extrinsic](#), 430

[goal-setting theory](#), 446

[hygiene factors](#), 438

[intrinsic](#), 430

[job-content factors](#), 442

[job-context factors](#), 442

[job design](#), 447

[karoshi](#), 451

[motivation](#), 430

[motivators](#), 438
[physiological needs](#), 433
[process theories](#), 432
[safety needs](#), 433
[self-actualization needs](#), 433
[social needs](#), 433
[sociotechnical designs](#), 449
[two-factor theory of motivation](#), 438
[work centrality](#), 450

REVIEW AND DISCUSSION QUESTIONS

1. Do people throughout the world have needs similar to those described in Maslow's need hierarchy? What does your answer reveal about using universal assumptions regarding motivation?
2. Is Herzberg's two-factor theory universally applicable to human resource management, or is its value limited to Anglo countries?
3. What are the dominant characteristics of high achievers? Using [Figure 12-7](#) as your point of reference, determine which countries likely will have the greatest percentage of high achievers. Why is this so? Of what value is your answer to the study of international management?
4. A U.S. manufacturer is planning to open a plant in Sweden. What should this firm know about the quality of work life in Sweden that would have a direct effect on job design in the plant? Give an example.
5. What does a U.S. firm setting up operations in Japan need to know about work centrality in that country? How would this information be of value to the multinational? Conversely, what would a

Japanese firm need to know about work centrality in the United States? Explain.

6. In managing operations in Europe, which process theory—equity theory, goal-setting theory, or expectancy theory—would be of most value to an American manager? Why?
7. What do international managers need to know about the use of reward incentives to motivate personnel? What role does culture play in this process?

INTERNET EXERCISE: MOTIVATING POTENTIAL EMPLOYEES

In order for multinationals to continue expanding their operations, they must be able to attract and retain highly qualified personnel in many countries. Much of their success in doing this will be tied to the motivational package they offer, including financial opportunities, benefits and perquisites, meaningful work, and an environment that promotes productivity and worker creativity. Automotive firms, in particular, are a good example of MNCs that are trying very hard to increase their worldwide market share. So, for them, employee motivation is an area that is getting a lot of attention. Go to the web and look at the career opportunities that are currently being offered by Nestlé, Unilever, and Procter & Gamble (websites:

<https://www.nestle.com>, <https://www.unilever.com>, <https://us.pg.com>).

All three of these companies provide information about the career opportunities they offer. Based on this information, answer these questions: (1) What are some of the things that all three firms offer to motivate new employees? (2) Which of the three has the best motivational package? Why? (3) Are there any major differences

between P&G and European-based rivals? What conclusion can you draw from this?

ENDNOTES

1. Matthew MacLachlan, "Management Tips: How to Motivate Your International Workforce," Communicaid, May 18, 2016, <https://www.communicaid.com/cross-cultural-training/blog/motivating-international-workforce>.
2. Patricia Odell, "Motivating Employees on a Global Scale: Author Bob Nelson," *PROMO Magazine*, November 9, 2005, http://promomagazine.com/incentives/motivating_employees_110905.
3. "Motivating Employees. How-to Guide: Managing Your People," *Wall Street Journal*, <http://guides.wsj.com/management/managing-your-people/how-to-motivate-employees>.
4. Odell, "Motivating Employees on a Global Scale."
5. Ibid.
6. Matthew Boyle, "Motivating without Money." *Bloomberg Businessweek*, April 24, 2009, <https://www.bloomberg.com/news/articles/2009-04-24/motivating-without-money>.
7. Reetu Raina, "Engaging Indian Millennial @Workplace," *Amdocs (India)*, 2018. <https://www.shrm.org/shrm-india/Documents/EMAW8.pdf>

8. “2018 Deloitte Millennial Survey,” Deloitte, 2018, <https://www2.deloitte.com/in/en/pages/about-deloitte/articles/millennialsurvey2018.html>.
9. Ibid.
10. Sondra Thiederman, “Motivating Employees from Other Cultures,” [Monster.com](https://www.monster.com/career-advice/article/Motivating-Employees-from-Other-Cultures), <https://www.monster.com/career-advice/article/Motivating-Employees-from-Other-Cultures>.
11. Ibid.
12. David Beswick, “Management Implications of the Interaction between Intrinsic Motivation and Extrinsic Rewards,” Seminar notes, February 16, 2007.
13. Abbass F. Alkhafaji, *Competitive Global Management* (Delray Beach, FL: St. Lucie Press, 1995), 118.
14. Dianne H. B. Welsh, Fred Luthans, and Steven Sommer, “Managing Russian Factory Workers: The Impact of U.S.-Based Behavioral and Participative Techniques,” *Academy of Management Journal* (February 1993): 75.
15. Andrew Sergeant and Stephen Frenkel, “Managing People in China: Perceptions of Expatriate Managers,” *Journal of World Business* 33, no. 1 (1998): 17–34.
16. Megumi Fujikawa, “Japanese Workers Call It Quits on a Firm Tradition: The Job for Life,” *Wall Street Journal*, April 11, 2018, <https://www.wsj.com/articles/japanese-workers-call-it-quits-on-a-firm-tradition-the-job-for-life-1523439004>.
17. Michael H. Lubatkin, Momar Ndiaye, and Richard Vengroff, “The Nature of Managerial Work in Developing Countries: A

Limited Test of the Universalist Hypothesis,” *Journal of International Business Studies* 28 (1997): 711–33.

18. For a more detailed discussion, see Fred Luthans, *Organizational Behavior*, 12th ed. (New York: Irwin/McGraw-Hill, 2010), [Chapter 6](#).
19. A. H. Maslow, “A Theory of Human Motivation,” *Psychological Review*, July 1943, 390–96.
20. For more information on this topic, see Richard Mead, *International Management: Cross-Cultural Dimensions* (Cambridge, MA: Blackwell, 1994), 209–12.
21. See Richard M. Hodgetts, *Modern Human Relations at Work*, 8th ed. (Hinsdale, IL: Dryden Press, 2002), [Chapter 2](#).
22. Mason Haire, Edwin E. Ghiselli, and Lyman W. Porter, *Managerial Thinking: An International Study* (New York: Wiley, 1966).
23. Ibid.
24. Edwin C. Nevis, “Cultural Assumption and Productivity: The United States and China,” *Sloan Management Review*, Spring 1983, 17–29.
25. Geert H. Hofstede, “The Colors of Collars,” *Columbia Journal of World Business* 7, no. 5 (1972): 72–78.
26. Ibid.
27. George H. Hines, “Cross-Cultural Differences in Two-Factor Motivation Theory,” *Journal of Applied Psychology* (December 1973): 376.

28. Donald D. White and Julio Leon, "The Two-Factor Theory: New Questions, New Answers." *Academy of Management Proceedings*, no. 1 (1976): 356–59.
29. D. Macarov, "Work Patterns and Satisfactions in an Israeli Kibbutz: A Test of the Herzberg Hypothesis," *Personnel Psychology* 25, no. 3 (1972): 483–93.
30. Peter D. Machungwa and Neal Schmitt, "Work Motivation in a Developing Country," *Journal of Applied Psychology* (February 1983): 31–42.
31. Farhad Analoui, "What Motivates Senior Managers? The Case of Romania," *Journal of Managerial Psychology* 15, no. 4 (2000), pp. 324–326.
32. G. E. Popp, H. J. Davis, and T. T. Herbert, "An International Study of Intrinsic Motivation Composition," *Management International Review* 26, no. 3 (1986): 28–35.
33. Also see Rabi S. Bhagat et al., "Cross-Cultural Issues in Organizational Psychology: Emergent Trends and Directions for Research in the 1990s," in *International Review of Industrial and Organizational Psychology*, ed. C. L. Cooper and I. Robertson (New York: Wiley, 1990), 76.
34. Rabindra N. Kanungo and Richard W. Wright, "A Cross-Cultural Comparative Study of Managerial Job Attitudes," *Journal of International Business Studies* (Fall 1983): 115–29.
35. Ibid.
36. Fred Luthans, "A Paradigm Shift in Eastern Europe: Some Helpful Management Development Techniques," *Journal of*

37. For more information on the characteristics of high achievers, see David C. McClelland, “Business Drive and National Achievement,” *Harvard Business Review*, July/August 1962, 99–112.
38. Luthans, *Organizational Behavior*, 253–56.
39. S. Iwawaki and R. Lynn, “Measuring Achievement Motivation in Japan and Great Britain,” *Journal of Cross-Cultural Psychology* 3 (1999): 219–20.
40. For more on this, see J. C. Abegglen and G. Stalk, *Kaisha: The Japanese Corporation* (New York: Basic Books, 1985).
41. See also R. M. Steers, Y. K. Shin, and G. R. Ungson, *The Chaebol: Korea’s New Industrial Might* (New York: McGraw-Hill, 1989).
42. Fred Luthans, Brooke R. Envick, and Mary F. Sully, “Characteristics of Successful Entrepreneurs: Do They Fit the Cultures of Developing Countries?” *Proceedings of the Pan Pacific Conference*, 1995, 25–27.
43. These data were reported in David C. McClelland, *The Achieving Society* (Princeton, NJ: Van Nostrand, 1961), 294.
44. E. J. Murray, *Motivation and Emotion* (Englewood Cliffs, NJ: Prentice Hall, 1964), 101.
45. David J. Krus and Jane A. Rysberg, “Industrial Managers and nAch: Comparable and Compatible?” *Journal of Cross-Cultural Psychology* (December 1976): 491–96.

- David C. McClelland, "Achievement Motivation Can Be
46. Developed," *Harvard Business Review*, November/December 1965, 20.
 47. Geert Hofstede, "Motivation, Leadership, and Organization: Do American Theories Apply Abroad?" *Organizational Dynamics* 9, no. 1 (1980): 42–63.
 48. For more on this, see Richard M. Steers and Carlos J. Sanchez-Runde, "Culture, Motivation, and Work Behavior," in *Handbook of Cross-Cultural Management*, ed. Martin J. Gannon and Karen L. Newman (London: Basil Blackwell, 2002).
 49. E. Yuchtman, "Reward Distribution and Work-Role Attractiveness in the Kibbutz: Reflections on Equity Theory," *American Sociological Review* 37 (1972): 581–95.
 50. Paul A. Fadil, Robert J. Williams, Wanthanee Limpaphayom, and Cindi Smatt, "Equity or Equality? A Conceptual Examination of the Influence of Individualism/Collectivism on the Cross-Cultural Application of the Equity Theory," *Cross Cultural Management* 12, no. 4 (2005): 17–35.
 51. R. M. Steers, S. J. Bischoff, and L. H. Higgins, "Cross-Cultural Management Research: The Fish and the Fisherman," *Journal of Management Inquiry* 1 (1992): 321–30.
 52. Ken I. Kim, Hun-Joon Park, and Nori Suzuki, "Reward Allocations in the U.S., Japan, and Korea: A Comparison of Individualistic and Collectivistic Cultures," *Academy of Management Journal* (March 1990): 188–98.
 53. Luthans, *Organizational Behavior*, 520.

54. Edwin A. Locke and Gary P. Latham, *A Theory of Goal-Setting and Task Performance* (Englewood Cliffs, NJ: Prentice Hall, 1990).
55. M. Erez, "The Congruence of Goal-Setting Strategies with Socio-Cultural Values and Its Effect on Performance," *Journal of Management* 12 (1986): 585–92.
56. J. P. French, J. Israel, and D. As, "An Experiment in a Norwegian Factory: Interpersonal Dimension in Decision-Making," *Human Relations* 13 (1960): 3–19.
57. P. C. Earley, "Supervisors and Shop Stewards as Sources of Contextual Information in Goal-Setting," *Journal of Applied Psychology* 71 (1986): 111–18.
58. M. Erez and P. C. Earley, "Comparative Analysis of Goal-Setting Strategies across Cultures," *Journal of Applied Psychology* 72, no. 4 (1987): 658–65.
59. Victor Vroom, *Work and Motivation* (New York: Wiley, 1964).
60. Lyman W. Porter and Edward E. Lawler III, *Managerial Attitudes and Performance* (Homewood, IL: Irwin, 1968).
61. Dov Eden, "Intrinsic and Extrinsic Rewards and Motives: Replication and Extension with Kibbutz Workers," *Journal of Applied Social Psychology* 5 (1975): 348–61.
62. T. Matsui, T. Kakuyama, and M. L. Onglatco, "Effects of Goals and Feedback on Performance in Groups," *Journal of Applied Psychology* 72 (1987): 407–15.
63. For a systematic analysis of this and other myths of Japanese management, see Richard M. Hodgetts and Fred Luthans,

“Japanese HR Management Practices,” *Personnel*, April 1989, 42–45.

64. David Nicklaus, “Labor’s Pains,” *St. Louis Post-Dispatch*, September 2, 2002, A1.
65. For more on this topic, see Noel M. Tichy and Thore Sandstrom, “Organizational Innovations in Sweden,” *Columbia Journal of World Business* (Summer 1974): 18–28.
66. “Automotive Brief—Volvo AB: Profit Rose 80% in 4th Period, Bolstered by Truck Division,” *Wall Street Journal*, February 4, 2004, A1.
67. “Cars Brief: Volvo,” *Wall Street Journal*, March 16, 2004, A1.
68. Edward McDonough, “Market-Oriented Product Innovation,” *R&D Management*, June 2004, 335.
69. Eric Sundstrom, Kenneth P. DeMeuse, and David Futrell, “Work Teams: Application and Effectiveness,” *American Psychologist*, February 1990, 120–33.
70. See Lillian H. Chaney and Jeanette S. Martin, *Inter-cultural Business Communication* (Englewood Cliffs, NJ: Prentice Hall, 1995), 46–47.
71. Bhagat et al., “Cross-Cultural Issues,” 72.
72. Thomas Wilson, “Japan, Short of Workers, Eyes Hiking Optional Pension Age beyond 70,” *Reuters*, February 11, 2018, <https://www.reuters.com/article/us-japan-retirement/japan-short-of-workers-eyes-hiking-optional-pension-age-beyond-70-idUSKCN1G106L>.

73. Raphael Snir, Itzhak Harpaz, and Dorit Ben-Baruch, "Centrality of and Investment in Work and Family among Israeli High-Tech Workers: A Bicultural Perspective," *Cross-Cultural Research* 43, no. 4 (2009): 366–85.
74. Howard W. French, "A Postmodern Plague Ravages Japan's Workers," *New York Times*, February 21, 2000, A4.
75. "Japanese Workers See Abuses by Bosses," *Los Angeles Times*, June 30, 2003, C5.
76. Michelle Conlin, "Go-Go-Going to Pieces in China," *BusinessWeek*, April 23, 2007, 88.
77. "Satisfaction in the USA, Unhappiness in Japanese Offices," *Personnel*, January 1992, 8.
78. Fred Luthans, Harriette S. McCaul, and Nancy G. Dodd, "Organizational Commitment: A Comparison of American, Japanese, and Korean Employees," *Academy of Management Journal* (March 1985): 213–19.
79. For other research on this topic, see Shahid N. Bhuiyan, Eid S. Al-Shammari, and Omar A. Jefri, "Work-Related Attitudes and Job Characteristics of Expatriates in Saudi Arabia," *Thunderbird International Business Review* (January/February 2001): 21–31.
80. David I. Levine, "What Do Wages Buy?" *Administrative Science Quarterly*, September 1993, 462–83.
81. David Heming, "What Wages Buy in the U.S. and Japan," *Academy of Management Executive*, November 1994, 88–89.
82. Andrew Kakabadse and Andrew Myers, "Qualities of Top Management: Comparisons of European Manufacturers," *Journal*

of Management Development 14, no. 1 (1995): 6.

- 83.** Steven M. Sommer, Seung-Hyun Bae, and Fred Luthans, “Organizational Commitment across Cultures: The Impact of Antecedents on Korean Employees,” *Human Relations* 49, no. 7 (1996): 977–93.
- 84.** Anders Tornvall, “Work-Values in Japan: Work and Work Motivation in a Comparative Setting,” in *Managing across Cultures: Issues and Perspectives*, ed. Pat Joynt and Malcolm Warner (London: International Thomson Business Press, 1996), 256.
- 85.** Stephen Kerr, “Practical, Cost-Neutral Alternatives That You May Know, but Don’t Practice,” *Organizational Dynamics*, Summer 1999, 61–70.
- 86.** “U.S. Workers Most Productive.”
- 87.** Matthew O. Hughes and Andrew Pirnie, “Retirement Reform Worldwide,” *LIMRA’s MarketFacts Quarterly* 22, no. 2 (Spring 2003): 12.
- 88.** In the case of money, for example, see Swee Hoon Ang, “The Power of Money: A Cross-Cultural Analysis of Business-Related Beliefs,” *Journal of World Business* 35, no. 1 (2000): 43–60.
- 89.** J. Milliman, S. Nason, M. A. von Glinow, P. Hou, K. B. Lowe, and N. Kim, “In Search of ‘Best’ Strategies Pay Practices: An Exploratory Study of Japan, Korea, Taiwan, and the United States,” in *Advances in International Comparative Management*, ed. S. B. Prasad (Greenwich, CT: JAI Press, 1995), 227–52.

90. “Equilar 200 Highest-Paid CEO Rankings,” *New York Times & Equilar*, 2018, <https://www.equilar.com/reports/56-equilar-new-york-times-highest-paid-ceos-2018.html>.
91. S. C. Schneider, S. A. Wittenberg-Cox, and L. Hansen, *Honeywell Europe* (Fontainebleau, France: Insead, 1991).
92. C. M. Vance, S. R. McClaine, D. M. Boje, and H. D. Stage, “An Examination of the Transferability of Traditional Performance Appraisal Principles across Cultural Boundaries,” *Management International Review* 32, no. 4 (1992): 313–26.
93. David Sirota and J. Michael Greenwood, “Understand Your Overseas Workforce,” *Harvard Business Review*, January/February 1971, 53–60.
94. D. E. Sanger, “Performance Related Pay in Japan,” *International Herald Tribune*, October 5, 1993, 20.
95. S. H. Nam, “Culture, Control, and Commitment in International Joint Ventures,” *International Journal of Human Resource Management* 6 (1995): 553–67.
96. Dianne H. B. Welsh, Fred Luthans, and Steven Sommer, “Managing Russian Factory Workers: The Impact of U.S.-Based Behavioral and Participative Techniques,” *Academy of Management Journal* (February 1993): 58–79. Page 462
97. Anita Raghavan and G. Thomas Sims, ““Golden Parachutes’ Emerge in European Deals,” *Wall Street Journal*, February 14, 2000, A17, A18.
98. Susan C. Schneider and Jean-Louis Barsoux, *Managing across Cultures*, 2nd ed. (London: Prentice Hall, 2003).

99. CIA, “Vietnam,” *The World Factbook*, 2019,
<https://www.cia.gov/library/publications/resources/the-world-factbook/geos/vm.html>.
100. Ibid.
101. Ibid.
102. World Economic Outlook Database “Vietnam,” *International Monetary Fund*, July 2018,
https://www.imf.org/external/pubs/ft/weo/2018/01/weodata/weo_selgr.aspx.
103. Nguyen Hoai, “Swedish Furniture Giant IKEA Eyes Vietnam Entry,” VN Express, January 18, 2019,
<https://e.vnexpress.net/news/business/companies/swedish-furniture-giant-ikea-eyes-vietnam-entry-3870193.html>.
104. “IKEA to Open Vietnam Store with US\$450 Million Investment,” *Retail News Asia*, January 21, 2019,
<https://www.retailnews.asia/ikea-to-open-vietnam-store-with-us450-million-investment>.



In the International Spotlight

Vietnam

Located along the eastern side of the Indochinese peninsula, the Socialist Republic of Vietnam is a hilly and heavily forested country that, in recent years, has experienced rapid urbanization. The country boasts a long coastline along the Gulf of Thailand, Gulf of Tonkin, and South China Sea, and it shares a physical border with China, Laos, and Cambodia. The tropical climate is noted for its monsoon season, spanning from from May to September, and its dry season, spanning from October to March.⁹⁹

With roughly 97 million residents as of 2019, Vietnam is the world's 15th most populous country. About a third of the population now live in urban areas, which are clustered in the southern Mekong Delta and in the northern Red River Valley areas. Ho Chi Minh City is the largest city in Vietnam, containing about 10 percent of the country's population. Vietnam formally recognizes over 50 different ethnicities, although people of Kinh or Viet ethnicity make up the vast majority of the population (85.7 percent). Population growth is relatively stable at about 1 percent annually.¹⁰⁰

The Communist party of Vietnam controls the government and, by law, is the only legal political party allowed to operate within Vietnam. The party holds a national congress every five years to chart the future course of the country and to formulate national policy. Although the party is officially dedicated to socialism, elements of capitalism have been increasingly embraced. The unicameral National Assembly of Vietnam, with 500 members, holds constitutional and legislative power in addition to the ability to elect the president and prime minister. Elections are held every five years.¹⁰¹

With a GDP of US\$240 billion in 2018, Vietnam's economy is currently about half the size of Thailand. Per capita GDP stands at only US\$2,500. The rate of growth, however, remains high; in 2018, the economy expanded by approximately 6.6 percent. Unemployment stands at just 2 percent, though wages remain low. Vietnam's economy is highly dependent on manufacturing exports, as many companies have shifted their outsourcing activities from China to Vietnam, where labor remains inexpensive.¹⁰²

Vietnam's young population, stable political system, commitment to sustainable growth, relatively low inflation, stable currency, strong FDI inflows, and strong manufacturing sector make it a promising emerging market that seems almost destined for long-term success. The government, however, acknowledges the need to spark a "second wave" of reforms, including reforming state-owned enterprises, reducing red tape, increasing transparency in the business and financial sectors, and reducing the level of nonperforming loans in the banking sector. As the Vietnamese government increasingly incorporates capitalist ideas into its socialist policies, the country's economic growth will likely continue to accelerate at a steady pace.

You Be the International Management Consultant

In 2019, IKEA announced plans to invest US\$450 million to build a distribution warehouse and retail center in Hanoi. When completed, the warehouse will function as the primary supply center for IKEA's operations in Southeast Asia. Although disposable income in the country remains lower than in most countries in which IKEA operates, the company seems to be betting on the rapid emergence of the Vietnamese consumer class. IKEA focuses on selling furniture at a lower price point than its competitors, which could lead to success in Vietnam, but the company also requires its customers to assemble the furniture themselves. In 2019, the furniture and interior decoration market in Vietnam was estimated to be worth an annual US\$2.5 billion.[103,104](#)

Questions

1. In your opinion, what are two of the most promising aspects of Vietnam's country from a business perspective?
2. What aspects of the Vietnamese market do you think will specifically benefit IKEA?
3. What risks do you foresee that could stunt the development of Vietnam in the future?
4. Would you recommend that IKEA change any component of its traditional business strategy when marketing to Vietnamese consumers?

Design Elements: Chess Icon, Globe Icon, People Icon: McGraw-Hill Global Education Holdings, LLC; World map vector: vectorlight/Shutterstock; World map background with globe: one AND only/Shutterstock



Chapter 13

LEADERSHIP ACROSS CULTURES

OBJECTIVES OF THE CHAPTER

Leadership is often credited (or blamed) for the success (or failure) of international operations. As with other aspects of management, leadership styles and practices that work well in one culture are not necessarily effective in another. The leadership approach commonly used by U.S. managers would not necessarily be the same as that employed in other parts of the world. Even within the same country, effective leadership tends to be very situation-specific. However, as with the other areas of international management you have studied in this text, certain leadership styles and practices may be more or less universally applicable and transcend international boundaries. This chapter examines some differences and similarities in leadership styles across cultures.

First, we review the basic foundation for the study of leadership. Next, we examine leadership in various parts of the world, including some developing countries. Finally, we'll analyze specific types of leadership, drawing from recent research on leadership across cultures. The specific objectives of this chapter are

1. **DESCRIBE** the basic philosophic foundation and styles of managerial leadership.

- EXAMINE** the attitudes of European managers toward leadership practices.
- COMPARE** and **CONTRAST** leadership styles in Japan with those in the United States.
- REVIEW** leadership approaches in China, the Middle East, and developing countries.
- EXAMINE** recent research and findings regarding leadership across cultures.
- DISCUSS** the relationship of culture clusters and leader behavior on effective leadership practices, including increasing calls for more responsible global leadership.

The World of International Management

Global Leadership Development: An Emerging Need

A lack of globally trained business leaders is resulting in missed opportunities for many MNCs. According to research by McKinsey & Company, nearly a third of companies have been unable to capitalize on international business opportunities due to a lack of skilled managers. Additionally, more than three-quarters of senior leadership at MNCs believe that their companies must better develop globally minded employees.¹ As a result, many firms are currently bolstering their leadership development programs to prevent a future shortage of managers.

What does a global leadership development program look like?
What qualities are companies looking for in candidates for these

programs? What are the benefits to the individual in participating in such a program? To answer these questions, one MNC will be examined in detail.

Spotlight on Roche

With over 94,000 employees and active in more than 100 countries, health care company Roche operates in a variety of diverse cultures around the globe.² According to Roche's website, "every Roche employee deserves a great leader, someone who inspires and engages the team with every interaction and who provides his or her employees with opportunities to discover, learn, develop and contribute continuously."³ To ensure that its managers are properly trained to achieve success in the global environment, the company has developed extensive leadership development programs.

One such program is the "Business Perspectives Program." During the two-year training program, managers complete four six-month global rotations across the company's various sectors. With the help of designated executive mentors, participants are expected to organize their own rotations based on their career interests. One of Roche's primary goals through the Business Perspectives Program is to stretch its managers to reach outside their cultural comfort zones. Gaining experience in developing economies is encouraged, as is working across the local, regional, and global levels.⁴

Roche's Business Perspectives Program aims to develop Page 465
well-rounded global leaders who

- Have a strong understanding of the business
- Are interculturally educated and aware

- Take initiative to develop themselves for future career growth
- Have experienced leadership decision making in a variety of diverse cultural situations

In addition to real-world experience, the Business Perspectives Program also includes training-based simulations and lectures, which give participants the chance to immediately apply what they have learned, even if they are not facing a similar situation in the real-world work environment. Feedback, provided both formally and informally, provides critical benchmarking for the development of the program's participants. Both training facilitators and fellow participants rate each other's progress while coaching each other through open dialogue.

Networking with fellow Roche managers and executives is encouraged throughout the program. Every quarter, participants join “Fireside Chats,” where senior leaders from across Roche, including CEO Severin Schwan, field questions and share insights. By the end of the two-year program, Roche's managers are prepared to lead teams from across the globe.⁵

Employee Development Yields Results

The Business Perspectives Program is just one of many leadership training initiatives at Roche. Two Roche employees' experiences demonstrate the results of these training programs.

At age 24, Luciana, an employee at the Roche Diagnostics affiliate in São Paulo, Brazil, participated in one of Roche's programs. As part of the program, she had the opportunity to work at Roche Diagnostics in Rotkreuz, Switzerland, and the Roche Diagnostics affiliate in Burgess Hill, U.K. Those at Roche believe that “experiencing

new ways of working and thinking inspires creativity in employees, advancing their careers and the company.”⁶

This appears to have been the case for Luciana. As a result of her experience, Luciana said, “I have no words to describe how it changes your point of view of life. In two and a half years at Roche, I feel I've gained five years' growth. I have opportunities to grow every day, with challenging projects, good professionals around me, and space to express myself and to learn how to express myself better.”⁷

Tuygan Goeker has been at Roche for 30 years. His career “has scarcely stood still, punctuated by a change in responsibilities or a country move every three to four years.” He has worked in Roche Istanbul, in Roche Indonesia, and at the Roche headquarters in Switzerland. Today, he is head of the Central and Eastern Europe, Middle East, Africa, and Indian subcontinent region. He is currently working on developing strategies for maximizing market potential in Brazil, Russia, India, China, South Korea, Mexico, and his native Turkey. As an international manager, Tuygan has learned adaptability. Tuygan said, “Along the way I've had to expand the way I define success. Sometimes the scope or budget of a new role has been tiny in comparison to a previous position. On the other hand, the number of employees and indirect responsibilities turn out to be infinitely greater.”⁸

Roche considers its key to success to be “placing the best people with the most advanced skills and attributes in the right place, at the right time, focused on the right priorities.” This focus on what's right requires good leadership. Thus, good leadership is essential to corporate success. When companies invest in global leadership development programs, they are investing in their firms' future.⁹

Effective global leadership is an essential competency of leading MNCs, and therefore companies are investing in programs to ensure effective global leadership development. Having leaders who can help companies enter and operate in new markets is especially important. At Roche and other companies, a shortage of such employees could constrain global growth. Roche, like many MNCs, has developed a series of formal, structured programs that are available to employees around the world. These programs are designed to develop skills and capabilities that will help the firms become more culturally sensitive, adaptable, and able to effectively manage in challenging global environments. In this chapter, we address different leadership styles as a platform for building effective leadership across cultures.

■ Foundation for Leadership

More academic research over the years has focused on leadership than on nearly any other social science topic. Much of the historical studies, political science, and the behavioral sciences is either directly or indirectly concerned with leadership. Despite all this attention, there still is no generally Page 466 agreed-on definition of leadership, let alone sound answers to the question of which leadership approach is more effective than others in the international arena. For our purposes, **leadership** can be defined simply as the process of influencing people to direct their efforts toward achievement of some particular goal or goals.¹⁰ Leadership is widely recognized as being very important in the study of international management, which raises the question, What is the difference between being a manager and being a leader? While there is no concise answer to this, either, some interesting and helpful perspectives have emerged.

leadership

The process of influencing people to direct their efforts toward the achievement of some particular goal or goals.

The Manager-Leader Paradigm

While the terms *manager* and *leader* have often been used interchangeably in the business environment, many believe that there exist clear distinctions in characteristics and behaviors between the two. Some believe that leaders are born but managers can be shaped. MNCs that have simply sought out employees with appropriate skill sets now face a new challenge: clarifying the seemingly dichotomous roles of managers and leaders to ensure a cohesive vision going forward.

It has been postulated that managers may provide leadership and leaders perform management functions. But managers don't perform the unique functions of leaders.^{11,12} Managerial positions often consist of sheer responsibility. The attributes necessary to make a successful manager can be learned through academic study or observation and training.¹³ Behaviors of managers vary greatly, but fundamentally they tend to follow company objectives and rules while attempting to maintain stability as they react to inevitable change. Essentially, management is something that one does, and the journey consists of striving to always do things right (as opposed to doing the right thing). Unfortunately, this often results in focusing on failures as a basis for identifying what needs improvement and ignoring success or denying praise.¹⁴

Leadership is more difficult to articulate, as views of what makes a leader are inconsistent across studies. Leader status is not something that can be learned but something that must be earned through respect.¹⁵ In other words, people are not hired as leaders but appointed as such via employee

perspective on the individual. Leaders guide and motivate team members and are extremely visible. While managers often merely focus on reaching objectives by mastering financial information, leaders work to get the right people in the right positions and motivate them; money matters become a secondary objective. Proactive behavior is often crucial as these individuals create change on the basis of a vision of the future. To sum it up, leadership is about the drive to ultimately do the right thing.¹⁶ The focus of the leader is on the success of team members and on building their morale and motivation as the firm seeks to implement and execute the right strategy.

Many firms are beginning to search for an all-encompassing package of skill sets, and, while it is imperative for the survival of a business to have both managers and leaders, it is extremely difficult, if not impossible, to find someone who fits the inclusive criteria of both roles.¹⁷ Still, hope abounds that it is a reasonable venture to search for individuals with the latent attributes of the leader-manager, who may benefit from training methods that can magnify the most relevant qualities. Skills in effective communication, planning, organizing, and problem solving are what both leaders and managers should develop in order to live up to their roles. The manager-leader must exhibit the ability to focus on the future while maintaining current organizational trends. After that, a certain undefined charisma must come into play, evoking the support and respect of subordinates because the leadership role is ultimately determined by team member perspectives.¹⁸

[Table 13-1](#) provides a comparison of perceived differences between leadership and management. Again, whether or not these contrasting qualities and abilities are mutually exclusive or if one list is a subset of the other is highly debatable. But it seems clear that pitfalls loom when individuals who do not really exhibit the capacities of both a leader and a manager attempt to fill both sets of shoes. Uncertain and shifting roles and practices can lead to inconsistencies in execution, resulting in a belief among subordinates that

those in positions of authority may not have the qualifications to serve in either capacity.¹⁹ In the context of international management, it is important to note that cultural perspectives are often responsible for how the roles of managers and leaders are seen to overlap and, in some cases, viewed as synonymous. In some cultures, especially those characterized by high power distance, the aura of leader is projected onto the manager, whether or not he or she is ready for it. At the same time, globalization and international operations are evolving such that the manager may be cast into the role of leader out of necessity because there is no one else or no other choice available. Today, managers that seek to do more than balance the budget may be shaped through appropriate training into the leaders of tomorrow.

Table 13-1

Perceived Differences: Managers vs. Leaders

Managers	Leaders
Can learn skills necessary	Harbor innate characteristics
Take care of where you are	Bring you to new horizons
Oversee	Motivate
Point out flaws to improve on	Give recognition for good work
Deal with complexity	Deal with ambiguity
Are fact finders	Are decision makers
Focus on efficiency	Focus on effectiveness

Managers	Leaders
Are given immediate authority	Earn respect through actions
Follow company objectives	Set new standards
Have present vision	Have future vision
Do things right	Do the right things

For the purpose of this book and the multiple challenges associated with managing in an international context, we may assume a high level of overlap in characteristics such that international managers will often be called upon to assume the role of manager-leader, or leader-manager. Indeed, in our discussion in the international context, we use the terms *supervisor*, *leader*, and *manager* somewhat interchangeably.

Leadership definitions may not be universal, yet relatively little effort has been made to systematically study and compare leadership approaches throughout the world. Most international research efforts on leadership have been directed toward a specific country or geographic area. Two comparative areas provide a foundation for understanding leadership in the international arena: (1) the philosophical grounding of how leaders view their subordinates and (2) leadership approaches as reflected by autocratic-participative behaviors of leaders. The philosophies/approaches common in the United States often are quite different from those employed by leaders in overseas organizations. At the same time, the differences often are not as pronounced as is commonly believed. First, we will review historical viewpoints on leadership and then move on to exploring new findings.

Philosophical Background: Theories X, Y, and Z

One primary reason that leaders behave as they do is rooted in their philosophy or beliefs regarding how to direct their subordinates most effectively. Managers who believe their people are naturally lazy and work only for money will use a leadership style that is different from the style of managers who believe their people are self-starters and enjoy challenge and increased responsibility. Douglas McGregor, the pioneering leadership theorist, labeled these two sets of assumptions “Theory X” and “Theory Y.”

A **Theory X manager** believes that people are basically lazy Page 468 and that coercion and threats of punishment must be used to get them to work. The specific philosophical assumptions of Theory X managers or leaders are

1. By their very nature, people do not like to work and will avoid it whenever possible.
2. Workers have little ambition, try to avoid responsibility, and like to be directed.
3. The primary need of employees is job security.
4. To get people to attain organizational objectives, it is necessary to use coercion, control, and threats of punishment.²⁰

Theory X manager

A manager who believes that people are basically lazy and that coercion and threats of punishment often are necessary to get them to work.

A **Theory Y manager** believes that under the right conditions, people not only will work hard but also will seek increased responsibility and challenge. In addition, a great deal of creative potential basically goes untapped, believes Theory Y, and, if these abilities can be tapped, workers

will provide much higher quantity and quality of output. The specific philosophical assumptions of Theory Y leaders are

1. The expenditure of physical and mental effort at work is as natural to people as resting or playing.
2. External control and threats of punishment are not the only ways of getting people to work toward organizational objectives. If people are committed to the goals, they will exercise self-direction and self-control.
3. Commitment to objectives is determined by the rewards that are associated with their achievement.
4. Under proper conditions, the average human being learns not only to accept but to seek responsibility.
5. The capacity to exercise a relatively high degree of imagination, ingenuity, and creativity in the solution of organizational problems is widely distributed throughout the population.
6. Under conditions of modern industrial life, the intellectual potential of the average human being is only partially tapped.²¹

Theory Y manager

A manager who believes that under the right conditions, people not only will work hard but also will seek increased responsibility and challenge.

The reasoning behind these beliefs varies by culture. U.S. managers believe that to motivate workers, it is necessary to satisfy their higher-order needs. This is done best through a Theory Y leadership approach. In China, Theory Y managers act similarly—but for different reasons. After the 1949 revolution, two types of managers emerged in China: Experts and Reds. The Experts focused on technical skills and primarily were Theory X advocates.

The Reds, skilled in the management of people and possessing political and ideological expertise, were Theory Y advocates. The Reds also believed that the philosophy of Chairman Mao supported their thinking (i.e., all employees had to rise together both economically and culturally). Both Chinese and U.S. managers support Theory Y, but for very different reasons.²²

The same is true in the case of Russian managers. In a survey conducted by Puffer, McCarthy, and Naumov, 292 Russian managers were asked about their beliefs regarding work.²³ [Table 13-2](#) shows the six groupings of the responses. Drawing together the findings of the study, the researchers pointed out the importance of Westerners' getting beyond the stereotypes of Russian managers and learning more about the latter's beliefs in order to be more effective in working with them as employees and as joint-venture partners. Obviously, the assumption that Russian managers are strict adherents of Theory X may be common, but it may also be erroneous.²⁴

Table 13-2

Russian Managerial Beliefs about Work

A. Humanistic Beliefs

Work can be made meaningful.

One's job should give one a chance to try out new ideas.

The workplace can be humanized.

Work can be made satisfying.

Work should allow for the use of human capabilities.

Work can be a means of self-expression.

Work should enable one to learn new things.

Work can be organized to allow for human fulfillment.

Work can be made interesting rather than boring.

The job should be a source of new experiences.

B. Organizational Beliefs

Survival of the group is very important in an organization.

Working with a group is better than working alone.

It is best to have a job as part of an organization where all work together even if you don't get individual credit.

One should take an active part in all group affairs.

The group is the most important entity in any organization.

One's contribution to the group is the most important thing about one's work.

Work is a means to foster group interests.

C. Work Ethic

Only those who depend on themselves get ahead in life.

To be superior, a person must stand alone.

One can learn better on the job by striking out boldly on one's own than by following the advice of others.

One must avoid dependence on other persons whenever possible.

One should live one's life independent of others as much as possible.

D. Beliefs about Participation in Managerial Decisions

The working classes should have more say in running society.

Factories would be better run if workers had more of a say in management.

Workers should be more active in making decisions about products, financing, and capital investment.

Workers should be represented on the boards of directors of companies.

E. Leisure Ethic

The trend toward more leisure is not a good thing. (R)

More leisure time is good for people.

Increased leisure time is bad for society. (R)

Leisure-time activities are more interesting than work.

The present trend toward a shorter workweek is to be encouraged.

F. Marxist-Related Beliefs

The free-enterprise system mainly benefits the rich and powerful.

The rich do not make much of a contribution to society.

Workers get their fair share of the economic rewards of society. (R)

The work of the laboring classes is exploited by the rich for their own benefit.

Wealthy people carry their fair share of the burdens of life in this country. (R)

The most important work is done by the laboring classes.

Notes: 1. Response scales ranged from 1 (strongly disagree) to 5 (strongly agree).

2. R denotes reverse-scoring items.

3. The 45 individual items contained in the 6 belief clusters were presented to respondents in a mixed fashion, rather than categorized by cluster as shown in the table.

4. Participation was a subset of Marxist-related values in Buchholz's original study but was made a separate cluster in his later work.

Source: Puffer, Sheila M., Daniel J. McCarthy, and Alexander I. Naumov. "Russian Managers' Beliefs About Work: Beyond the Stereotypes." *Journal of World Business* 32, no. 3 (1997): 258–76.

The assumptions of Theories X and Y are most easily seen in the managers' behaviors, such as giving orders, getting and giving feedback, and creating an overall climate within which the work will be done.

William Ouchi proposed an additional perspective, which he called "Theory Z," that brings together Theory Y and modern Japanese management techniques. A **Theory Z manager** believes that workers seek opportunities to participate in management and are motivated by teamwork and responsibility sharing.²⁵ The specific philosophical assumptions of a Theory Z leader are

Theory Z manager

A manager who believes that workers seek opportunities to participate in management and are motivated by teamwork and responsibility sharing.

Page 469

Page 470

1. People are motivated by a strong sense of commitment to be part of a greater whole—the organization in which they work.
2. Employees seek out responsibility and look for opportunities to advance in an organization. Through teamwork and commitment to common goals, employees derive self-satisfaction and contribute to organizational success.
3. Employees who learn different aspects of the business will be in a better position to contribute to the broader goals of the

organization.

4. By making commitments to employees' security through lifetime or long-term employment, the organization will engender in employees strong bonds of loyalty, making the organization more productive and successful.

In sum, each of these three theories, Theories X, Y, and Z, provides useful insights that reveal how different leadership approaches and styles appeal to different constituencies and to certain aspects of human behavior. Theory X has generally fallen out of fashion, and managers and leaders are increasingly aware of nonpecuniary (nonfinancial) incentives and rewards. Theories Y and Z are somewhat complementary in that each assumes some degree of intrinsic motivation on the part of employees.

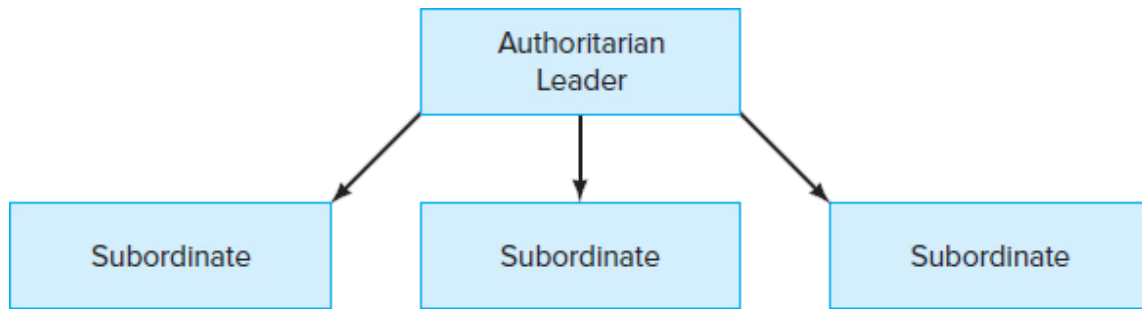
Leadership Behaviors and Styles

Leader behaviors can be translated into three commonly recognized styles: (1) authoritarian, (2) paternalistic, and (3) participative. **Authoritarian leadership** is the use of work-centered behavior that is designed to ensure task accomplishment. As shown in [Figure 13-1](#), this leader behavior typically involves the use of one-way communication from manager to subordinate. The focus of attention usually is on work progress, work procedures, and roadblocks that are preventing goal attainment. There is a managerial tendency toward a lack of involvement with subordinates, where final decisions are in the hands of the higher-level employees. The distance translates into a lack of a relationship where managers focus on assignments over the needs of the employees. At times, the organizational leadership behavior is reflective of the political surroundings, as indicated in one study that focused on Romania.²⁶ Leaders in this region were slightly more authoritarian (55 percent), which could have been influenced by the Romanian

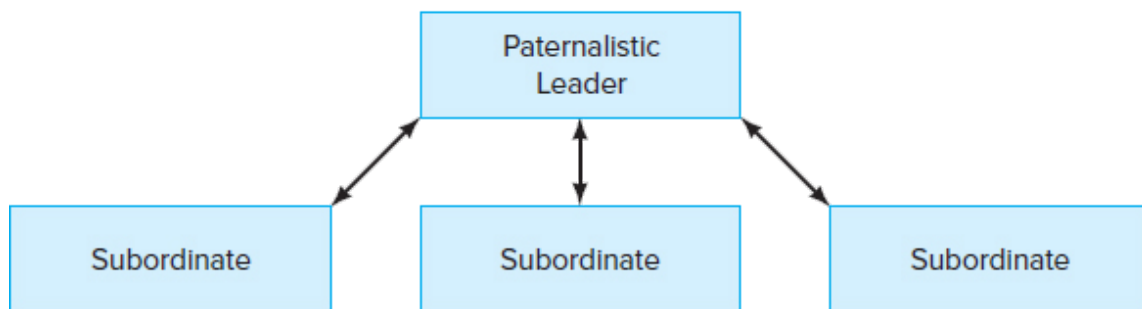
communistic roots that stressed the importance of completing planned productions. Although this leadership style often is effective in handling crises, some leaders employ it as their primary style regardless of the situation. It also is widely used by Theory X managers, who believe that a continued focus on the task is compatible with the kind of people they are dealing with.

authoritarian leadership

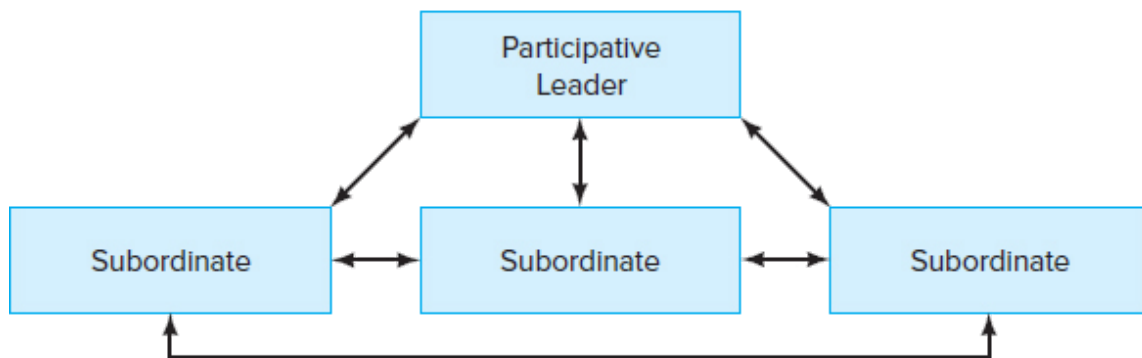
The use of work-centered behavior designed to ensure task accomplishment.



One-way downward flow of information and influence from authoritarian leader to subordinates



Continual interaction and exchange of information and influence between leader and subordinates



Continual interaction and exchange of information and influence between leader and subordinates and between subordinates

Figure 13-1
Leader-Subordinate Interactions

Source: Hodgetts, Richard M. *Modern Human Relations at Work*. Harcourt College Publishers, 2002.

Paternalistic leadership uses work-centered behavior coupled with a protective employee-centered concern. This leadership style can be best summarized by the statement “Work hard and the company will take care of you.” Paternalistic leaders expect everyone to work hard; in return, the employees are guaranteed employment and given security benefits such as medical and retirement programs. Usually, this leadership behavior satisfies some employee needs, and in turn subordinates tend to exhibit loyalty and compliance.²⁷

paternalistic leadership

The use of work-centered behavior coupled with a protective employee-centered concern.

Studies have shown that this behavior is seen throughout Latin America, including Argentina, Bolivia, Chile, and Mexico,²⁸ but also in China, Pakistan, India, Turkey, and the United States.²⁹ Mexico appears to be a country that has high paternalistic values, owing in part to Mexican cultural values of respect for hierarchical relations and strong family and personal relationships³⁰ and the fact of the absence of welfare or employment benefits.³¹ There is also some evidence that paternalistic leadership is still a common leadership approach in greater China, stemming from Confucian ideology, which is founded on social relations, such as “benevolent leader with loyal minister” and “kind father with filial son.” In Malaysia, paternalistic leadership acts as a positive reinforcer because paternalistic treatment is contingent on subordinates' task accomplishment. More broadly, paternalistic leadership has been shown to have a positive impact on employees' attitudes in collectivistic cultures because the care, support, and protection provided by paternalistic leaders may address employees' need for frequent contact and close personal relationships.³²

Participative leadership is the use of both work-centered and people-centered approaches. Participative leaders typically encourage their people to play an active role in assuming control of their work, and authority usually is highly decentralized. The way in which leaders motivate employees might be through consulting with employees, encouraging joint decisions, or delegating responsibilities. Regardless of the method, employees tend to be more creative and innovative when driven by leaders exhibiting this behavior.^{33,34} Participative leadership is very popular in many technologically advanced countries. Such leadership has been widely espoused in the United States, England, and other Anglo countries, and it is currently very popular in Scandinavian countries. At General Electric, managers are encouraged to use a participative style that delivers on commitment and shares the values of the firm. Recent research has shown how participative leadership contributes to employees' task performance, especially in the presence of psychological empowerment on the part of subordinates who are managers themselves and trust in the supervisors in the case of nonmanagerial subordinates.³⁵

participative leadership

The use of both work- or task-centered and people-centered approaches to leading subordinates.

One way of characterizing participative leaders is in terms of Page 472 the managerial grid, which is a traditional, well-known method of identifying leadership styles, as shown in [Figure 13-2](#). Perspectives on and preferences toward where leaders perform on the grid can be influenced by culture. The next section explores this idea as a way to better illustrate the managerial grid.




Figure 13-2
The Managerial Grid

Source: Blake, Robert S., and Mouton, Jane S. "Managerial Facades." *Advanced Management Journal* 31, no. 3 (1966).

The Managerial Grid Performance: A Japanese Perspective

The managerial grid is a useful visual to chart how leadership behaviors compare with one another. Participative leaders are on the 9,9 position of the grid. This is in contrast to paternalistic leaders, who tend to be about 9,5, and

autocratic leaders, who are in more of a 9,1 position on the grid. How does this translate into practice, and how effective are these in motivating employees? One early but still relevant study examined the ways in which leadership style could be used to influence the achievement motivation of Japanese subjects.³⁶ Japanese participants were separated into eight subsets: four groups of high achievers and four groups of low achievers. Leaders were then assigned to the groups. The first leader focused on performance (called “P supervision” in the study) and mirrored the autocratic style. There was a work-centered focus where subordinates were compared to other groups, and, if they were behind, they were pressed to catch up. This correlates to point 9,1 on the grid (high on task, low on people). The second leadership style focused on maintaining and strengthening the group (called “M supervision” in the study). The individual used a 1,9 (low on task, high on people) leadership style on the managerial grid and created a warm, friendly, Page 473 sympathetic environment where tensions were reduced, interpersonal relationships strengthened, and suggestions welcomed.

The third leader combined the first two methods into a performance-maintenance style (called “PM supervision” in the study). While pressure to complete tasks was prevalent, supervisors still offered encouragement and support. This style correlates with participative leadership and is at point 9,9 on the managerial grid. Finally, the fourth leader exhibited more absenteeism, as the focus was neither on performance nor on maintenance (called “pm supervision” in the study). This supervisor simply did not get very involved in either the task or the people side of the group being led. In other words, the supervisor used a 1,1 leadership style on the grid.

The results of these four leadership styles among the high-achieving and low-achieving groups are reported in [Figure 13-3](#) and [Figure 13-4](#). In the high-achieving groups, the PM, or participative (9,9), style was most effective across all phases. The P, or authoritarian (9,1—high on task, low on people),

leadership style was second most effective during early and middle phases of the study, but later phases proved M supervision (1,9—low on task, high on people) to be more relevant, possibly suggesting that the more familiar the supervisor and subordinate become with one another, the more significant a personal relationship is over a task-focused objective. Finally, the pm (1,1) leadership style was consistently ineffective.

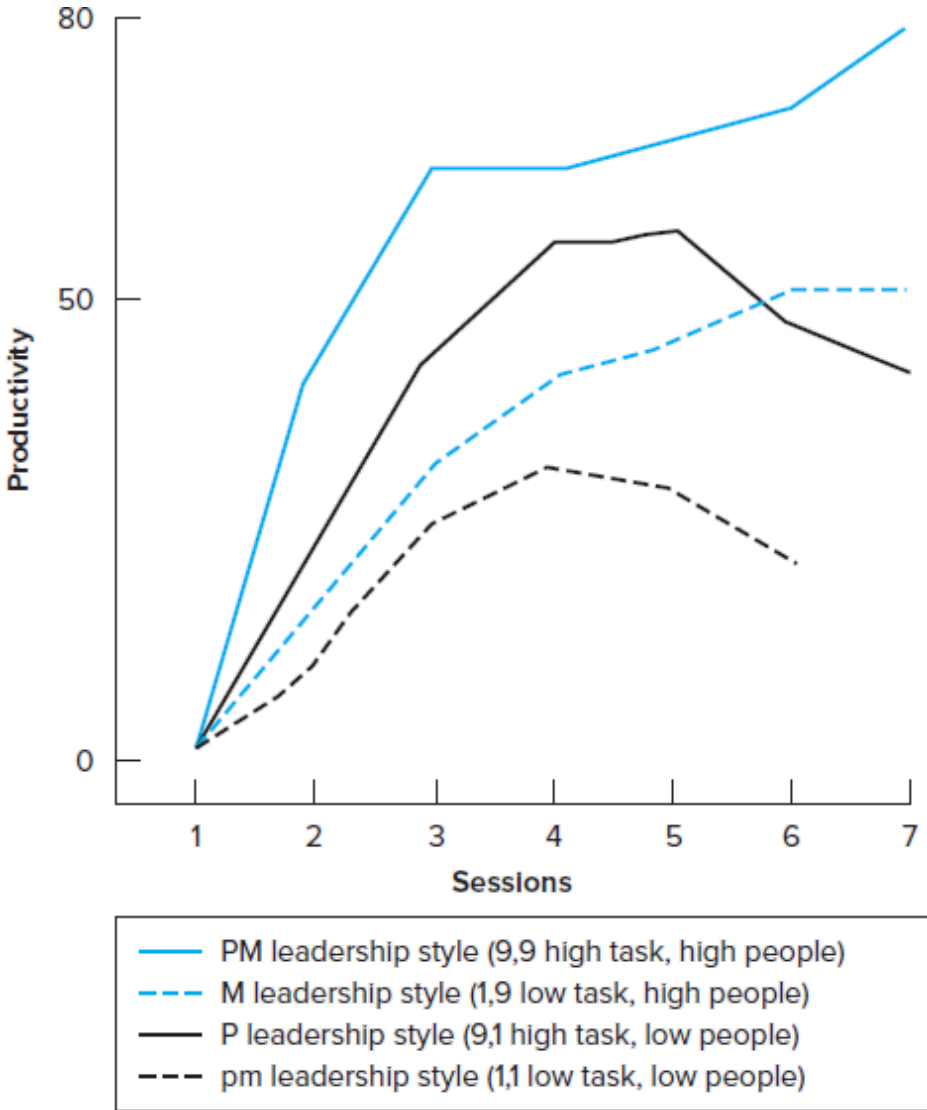


Figure 13-3
Productivity of Japanese Groups with High-Achievement Motivation under Different Leadership Styles

Source: Misumi, Jyuji, and Fumiyasu Seki. "Effects of Achievement Motivation on the Effectiveness of Leadership Patterns." *Administrative Science Quarterly* 16, no. 1 (1971): 51–59.

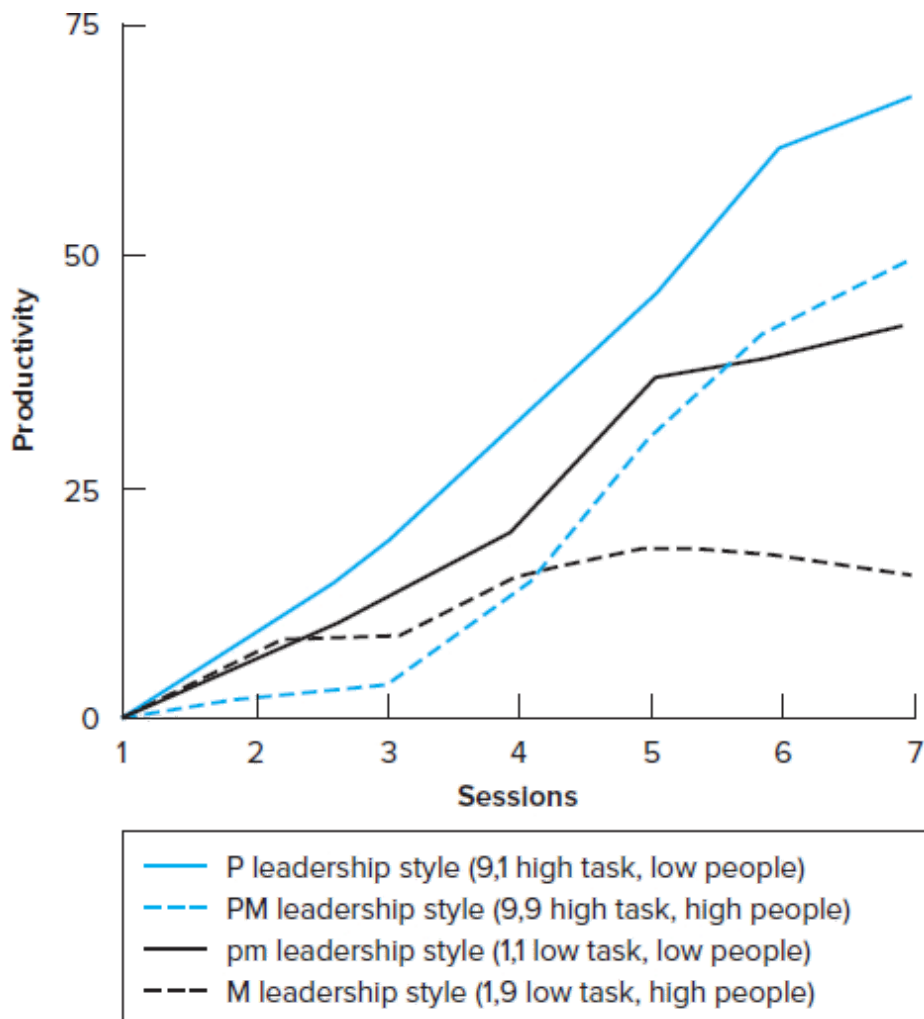


Figure 13-4
Productivity of Japanese Groups with Low-Achievement Motivation under Different Leadership Styles

Source: Misumi, Jyuji, and Fumiyasu Seki. "Effects of Achievement Motivation on the Effectiveness of Leadership Patterns." *Administrative Science Quarterly* 16, no. 1 (1971): 51–59.

Among low-achieving groups, the P, or authoritarian (9,1), supervision was most effective. The M (1,9) leadership style was the second most effective during early sessions but eventually led to negative results. The PM,

or participative (9,9), style was moderately ineffective during the first three stages but improved rapidly and was the second most effective by the end of the seventh session. The pm (1,1) leadership style was consistently effective until the fifth session; then productivity began to level off.

So what does this all mean? One can infer from the results that if an individual is high-achieving, then he or she may be driven by intrinsic factors. This translates into being the most motivated when a creative and supportive environment is provided, as indicated by the success of the participative leadership style. In the study, this group preferred to be actively challenged and became unproductive when faced with absentee leadership. On the other hand, the low-achieving groups seemed to be driven by extrinsic factors, such as supervisor behavior toward subordinates. The success of the authoritarian style indicated that this group preferred to be told what to do, and a creative environment that encouraged participation was not a successful motivator until after the supervisors and subordinates were familiar with one another. This group tended to be more self-motivated, as absentee leadership initially resulted in satisfactory production, but this did not last throughout the study. This could be an indication that the subordinates were active because of the uncertainty involved but relaxed efforts when it was clear that the supervisors would not intervene.

While the results of this study were not specific as to what Page 474 actually occurs in Japan, other studies from high-achieving societies have supported the findings. Korean firms, for example, are relying more heavily on 9,9, or participatory, leadership. Sang Lee and associates have reported that among Korea's largest firms, a series of personality criteria are used in screening employees, and many of these directly relate to 9,9 leadership: harmonious relationships with others, creativeness, motivation to achieve, future orientation, and a sense of duty.³⁷ These findings have important

implications as to what it means to be a leader in different cultures. The next section looks at leadership in the international context in more detail.

■ Leadership in the International Context

How do leaders in other countries attempt to direct or influence their subordinates? Are their approaches similar to those used in the United States? Research shows that there are both similarities and differences. Most international research on leadership has focused on Europe, East Asia, the Middle East, and developing countries such as India, Peru, Chile, and Argentina.

Page 475

Attitudes of European Managers toward Leadership Practices

In recent years, much research has been directed at leadership approaches in Europe. Most effort has concentrated on related areas, such as decision making, risk taking, strategic planning, and organization design, which are covered in previous chapters. Some of that discussion is relevant to an understanding of leadership practices in Europe. For example, British managers tend to use a highly participative leadership approach. This is true for two reasons: (1) The political background of the country favors such an approach and, (2) because most top British managers are not highly involved in the day-to-day affairs of the business, they prefer to delegate authority and let much of the decision making be handled by middle- and lower-level managers. This preference contrasts sharply with that of the French and the Germans,³⁸ who prefer a more work-centered, authoritarian approach. In fact, if labor unions had no legally mandated seats on the boards of directors, participative management in Germany likely would be even less pervasive than it is, a problem that currently confronts firms, like Volkswagen, that are

trying to sharply reduce their overhead to meet increasing competition in Europe.³⁹ Scandinavian countries, however, make wide use of participative leadership approaches, with worker representation on the boards of directors and high management-worker interaction regarding workplace design and changes.

As a general statement, most evidence indicates that European managers tend to use a participative approach. They do not entirely subscribe to Theory Y philosophical assumptions, however, because an element of Theory X thinking persists. This was made clear by a Haire, Ghiselli, and Porter study of 3,641 managers from 14 countries.⁴⁰ (The motivation-related findings of this study were reported in [Chapter 12](#).) The leadership-related portion of this study sought to determine whether these managers were basically traditional (Theory X, or system 1/2) or democratic-participative (Theory Y, or system 3/4) in their approach. Specifically, the researchers investigated four areas relevant to leadership:

1. *Capacity for leadership and initiative.* Does the leader believe that employees prefer to be directed and have little ambition (Theory X), or does the leader believe that characteristics such as initiative can be acquired by most people regardless of their inborn traits and abilities (Theory Y)?
2. *Sharing of information and objectives.* Does the leader believe that detailed, complete instructions should be given to subordinates and that subordinates need only this information to do their jobs, or does the leader believe that general directions are sufficient and that subordinates can use their initiative in working out the details?
3. *Participation.* Does the leader support participative leadership practices?

4. *Internal control.* Does the leader believe that the most effective way to control employees is through rewards and punishment or that employees respond best to internally generated control?

Overall Results of Research on Attitudes of European Managers

Responses by managers to the four areas covered in the Haire, Ghiselli, and Porter study, as noted in [Chapter 12](#), are quite dated but remain the most comprehensive available and are relevant to the current discussion of leadership similarities and differences. The specifics by country may have changed somewhat over the years, but the leadership processes revealed should not be out of date. The clusters of countries studied by these researchers are shown in [Table 13-3](#). Results indicate that none of the leaders from various parts of the world, on average, were very supportive of the belief that individuals have a capacity for leadership and initiative. The researchers put it this way: “In each country, in each group of countries, in all of the countries taken together, there is a relatively low opinion of the capabilities of the average person, coupled with a relatively positive belief in the necessity for democratic-type supervisory practices.”⁴¹

Table 13-3

Clusters of Countries in the Haire, Ghiselli, and Porter Study

NORDIC-EUROPEAN COUNTRIES	ANGLO-AMERICAN COUNTRIES
Denmark	England
Germany	United States
Norway	
Sweden	DEVELOPING

	COUNTRIES
	Argentina
LATIN-EUROPEAN COUNTRIES	Chile
Belgium	India
France	
Italy	Japan
Spain	

An analysis of standard scores compared each cluster of countries against the others, and it revealed that Anglo leaders tend to have more faith in the capacity of their people for leadership and initiative than do the other clusters. They also believe that sharing information and objectives is important; however, when it comes to participation and internal control, the Anglo group tends to give relatively more autocratic responses than all the other clusters except developing countries. Interestingly, Anglo leaders reported a much stronger belief in the value of external rewards (pay, promotion, etc.) than did any of the other clusters except that of the developing countries. These findings clearly illustrate that attitudes toward leadership practices tend to be quite different in various parts of the world.

The Role of Level, Size, and Age on European Managers' Attitudes toward Leadership The research of Haire and associates provided important additional details within each cluster of European countries. These findings indicated that in some countries, higher-level managers tended to express more democratic values than lower-level

managers; however, in other countries, the opposite was true. For example, in England, higher-level managers responded with more democratic attitudes on all four leadership dimensions, while, in the United States, lower-level managers gave more democratically oriented responses on all four. In the Scandinavian countries, higher-level managers tended to respond more democratically; in Germany, lower-level managers tended to have more democratic attitudes.

Company size also tended to influence the degree of participative-autocratic attitudes. There was more support among managers in small firms than in large ones regarding the belief that individuals have a capacity for leadership and initiative; however, respondents from large firms were more supportive of sharing information and objectives, participation, and use of internal control.

There were findings that age also had some influence on participative attitudes. Younger managers were more likely to have democratic values when it came to capacity for leadership and initiative and to sharing information and objectives, although on the other two areas of leadership practices older and younger managers differed little. In specific countries, some important differences were found. For example, younger managers in both the United States and Sweden espoused more democratic values than did their older counterparts; in Belgium, the opposite was true.

Japanese Leadership Approaches

Japan is well known for its paternalistic approach to leadership. As noted in [Figure 12-7](#), Japanese culture promotes a high safety or security need, which is present among home country-based employees as well as MNC expatriates. For example, one study examined the cultural orientations of 522 employees of 28 Japanese-owned firms in the United States and found that the native

Japanese employees were more likely than their U.S. counterparts to value paternalistic company behavior.^{42,43} Another study found that Koreans also value such paternalism.⁴⁴ However, major differences appear in leadership approaches used by the Japanese and those in other locales.

For example, the comprehensive Haire, Ghiselli, and Porter Page 477 study found that Japanese managers have a much greater belief in the capacity of subordinates for leadership and initiative than do managers in most other countries.⁴⁵ In fact, in the study, only the managers in Anglo-American countries had stronger feelings in this area. The Japanese also expressed attitudes toward the use of participation to a greater degree than others. In the other two leadership areas, sharing information and objectives and using internal control, the Japanese respondents were above average but not distinctive. Overall, however, this study found that the Japanese respondents scored highest on the four areas of leadership combined. In other words, these findings provide evidence that Japanese leaders have considerable confidence in the overall ability of their subordinates and use a style that allows their people to actively participate in decisions.

In addition, the leadership process used by Japanese managers places a strong emphasis on ambiguous goals. Subordinates are typically unsure of what their manager wants them to do. As a result, they spend a great deal of time overpreparing their assignments. Some observers believe that this leadership approach is time-consuming and wasteful. However, it has a number of important benefits. One is that the leader is able to maintain stronger control of the followers because the latter do not know with certainty what is expected of them. So they prepare themselves for every eventuality. Second, by placing the subordinates in a position where they must examine a great deal of information, the manager ensures that the personnel are well prepared to deal with the situation and all its ramifications. Third, the

approach helps the leader maintain order and provide guidance, even when the leader is not as knowledgeable as the followers.

Two experts on the behavior of Japanese management have noted that salarymen (middle managers) survive in the organization by anticipating contingencies and being prepared to deal with them. So, when the manager asks a question and the salaryman shows that he or she has done the research needed to answer the question, the middle manager also shows him- or herself to be a reliable person. The leader does not have to tell the salaryman to be prepared; the individual knows what is expected of him or her.

Japanese managers operate this way because they usually have less expertise in a division's day-to-day business than their subordinates do. It is the manager's job to maintain harmony, not to be a technical expert. Consequently, a senior manager doesn't necessarily realize that the very particular aspects of a job or task are important to know. He or she gives ambiguous directions to the subordinates so that they can use their superior expertise to go beyond the specific, technical questions or issues. One salaryman explained it this way: "When my boss asks me to write a report, I infer what he wants to know and what he needs to know without being told what he wants." Another interviewee added that subordinates who receive high performance evaluations are those who know what the boss wants without needing to be told. What frustrates Japanese managers about non-Japanese employees is the feeling that if they tell such a person they want A through D, they will never extract E through H; instead, they'll get exactly what they asked for. Inferring what the boss would have wanted had the boss only known to ask is a tough game, but it is the one salarymen must play.⁴⁶

Some researchers believe that this paternalistic approach may have impeded and constrained Toyota's ability to respond quickly to vehicle quality safety problems, resulting in major recalls in 2010, 2012, 2014, and 2018. The *Financial Times* reported that in response, Toyota has shifted more

responsibility to non-Japanese managers by promoting North Americans and Europeans to run factories outside Japan. Toyota officials concluded that poor communication between local managers and their bosses in Japan contributed to the crisis. In the U.S. especially, warnings from local managers about the outcry were either passed on too slowly or not at all.⁴⁷

Differences between Japanese and U.S. Leadership Styles

In a number of ways, Japanese leadership styles differ from those in the United States. For example, the Haire and associates study found that except for internal control, large U.S. firms tend to be more democratic than small ones, while in Japan the profile is quite different.⁴⁸ A second difference is that younger U.S. managers appear to express more democratic attitudes than their older counterparts on all four leadership dimensions, but younger Japanese fall into this category only for sharing information and objectives and in the use of internal control.⁴⁹ Simply put, evidence points to some similarities between U.S. and Japanese leadership styles, but major differences also exist.

A number of reasons have been cited for the differences. One of Page 478 the most common is that Japanese and U.S. managers have a basically different philosophy of managing people. [Table 13-4](#) provides a comparison of seven key characteristics that come from Ouchi's Theory Z, which combines Japanese and U.S. assumptions and approaches. Note in the table that the Japanese leadership approach is heavily group-oriented, paternalistic, and concerned with the employees' work and personal lives. The U.S. leadership approach is almost the opposite.⁵⁰

Table 13-4

Japanese vs. U.S. Leadership Styles

Philosophical Dimension	Japanese Approach	U.S. Approach
Employment	Often for life; layoffs are rare	Usually short-term; layoffs are common
Evaluation and promotion	Very slow; big promotions may not come for the first 10 years	Very fast; those not quickly promoted often seek employment elsewhere
Career paths	Very general; people rotate from one area to another and become familiar with all areas of operations	Very specialized; people tend to stay in one area (accounting, sales, etc.) for their entire careers
Decision making	Carried out via group decision making	Carried out by the individual manager
Control mechanism	Very implicit and informal; people rely heavily on trust and goodwill	Very explicit; people know exactly what to control and how to do it

Philosophical Dimension	Japanese Approach	U.S. Approach
Responsibility	Shared collectively	Assigned to individuals
Concern for employees	Management's concern extends to the whole life, business and social, of the worker.	Management concerned basically with the individual's work life only

Source: Ouchi, William G. *Theory Z: How American Business Can Meet the Japanese Challenge*. Boston: Addison-Wesley, 1981.

Another difference between Japanese and U.S. leadership styles is how senior-level managers process information and learn. Japanese executives are taught and tend to use variety amplification, which is the creation of uncertainty and the analysis of many alternatives regarding future action. By contrast, U.S. executives are taught and tend to use variety reduction, which is the limiting of uncertainty and the focusing of action on a limited number of alternatives.⁵¹ Through acculturation, patterning, and mentoring, as well as formal training, U.S. managers tend to limit the scope of questions and issues before them, emphasize one or two central aspects of that topic, identify specific employees to respond to it, and focus on a goal or an objective that is attainable. Japanese managers, in contrast, tend to be inclusive in their consideration of issues or problems, seek a large quantity of information to inform the problem, encourage all employees to engage in solutions, and aim for goals that are distant in the future.

variety amplification

The creation of uncertainty and the analysis of many alternatives regarding future action.

variety reduction

The limiting of uncertainty and the focusing of action on a limited number of alternatives.

Further, this research found that the Japanese focused very heavily on problems, while the U.S. managers focused on opportunities.⁵² The Japanese were more willing to allow poor performance to continue for a time, so that those who were involved would learn from their mistakes, but the Americans worked to stop poor performance as quickly as possible. Finally, the Japanese sought creative approaches to managing projects and tried to avoid relying on experience, but the Americans sought to build on their experiences.

Still another major reason for the differences in leadership styles is that the Japanese tend to be more ethnocentric than their U.S. counterparts. The Japanese think of themselves as Japanese managers who are operating overseas; most do not view themselves as international managers. As a result, even if they do adapt their leadership approach on the surface to that of the country in which they are operating, they still believe in the Japanese way of doing things and are reluctant to abandon it.

Despite these differences, managerial practices indicate that Page 479 there may be more similarities than once believed. For example, at Google, located in the United States, employees are given the freedom to innovate and take the lead in developing new products. The company has adopted a policy of “20 percent time,” which gives employees the opportunity to spend a portion of their work day dedicated to projects that most interest them. Management allows employees to e-mail them directly for any reason, and cross-functional teams are encouraged to interact and build relationships

outside of project work.⁵³ Japanese firms such as Sony use a similar approach, encouraging personnel to assume authority, use initiative, and work as a team. Major emphasis also is given to developing communication links between management and the employees and to encouraging people to do their best.

Another common trend is the movement toward team orientation and away from individualism. The International Management in Action box “Global Teams” illustrates this point.

Leadership in China

A growing amount of attention has been focused on leadership in China. In particular, international researchers are interested in learning if the country's economic progress is creating a new cadre of leaders whose styles are different from the styles of leaders of the past. In one of the most comprehensive studies to date, Ralston and his colleagues found that, indeed, a new generation of Chinese leaders is emerging and they are somewhat different from past leaders in work values.⁵⁴

The researchers gathered data from a large number of managers and professionals (869) who were about to take part in management development programs. These individuals were part of what the researchers called the “New Generation” of Chinese organizational leaders. The researchers wanted to determine if this new generation of managers had the same work values as those of the “Current Generation” and “Older Generation” groups. The researchers focused their attention on the importance the respondents assigned to three areas: individualism, collectivism, and Confucianism. Individualism was measured by the importance assigned to self-sufficiency and personal accomplishments. Collectivism was measured by the person's willingness to subordinate personal goals to those of the work group with an emphasis on

sharing and group harmony. Confucianism was measured by the importance assigned to societal harmony, virtuous interpersonal behavior, and personal and interpersonal harmony.

The researchers found that the New Generation group scored significantly higher on individualism than did the Current and Older Generation groups. In addition, the New Generation leaders scored significantly lower than the other two groups on collectivism and Confucianism. These values appear to reflect the period of relative openness and freedom, often called the “Social Reform Era,” during which these new managers grew up. They have had greater exposure to Western societal influences, and this may be resulting in leadership styles similar to those of Western managers.

These research findings show that leadership is culturally influenced, but, as the economy of China continues to change and the country moves more and more toward capitalism, the work values of managers may also change. As a result, the new generation of leaders may use leadership styles similar to those in the West, something that has also occurred in Japan, as seen in [Figure 13-3](#) and [Figure 3-4](#).

Leadership in the Middle East

Research also has been conducted on Middle Eastern countries to determine the similarities and differences in managerial attitudes toward leadership practices. For example, in a follow-up study to that of Haire and associates, midlevel managers from Arab countries were surveyed and found to have higher attitude scores for capacity for leadership and initiative than those from any of the other countries or clusters reported in [Table 13-3](#).⁵⁵ The Arab managers' scores for sharing information and objectives, participation, and internal control, however, all were significantly lower than the scores of

managers in the other countries and clusters reported in [Table 13-3](#). The researcher concluded that the results were accounted for by the culture of the Middle East region. [Table 13-5](#) summarizes not only the leadership differences between Middle Eastern and Western managers but also other areas of organization and management.

Table 13-5
Differences between Middle Eastern and Western Management

Management Dimensions	Middle Eastern Management	Western Management
Leadership	Highly authoritarian tone, rigid instructions. Too many management directives.	Less emphasis on leader's personality, considerable weight on leader's style and performance.
Organizational structures	Highly bureaucratic, overcentralized, with power and authority at the top. Vague relationships. Ambiguous and unpredictable organization environments.	Less bureaucratic, more delegation of authority. Relatively decentralized structure.

Management Dimensions	Middle Eastern Management	Western Management
Decision making	Ad hoc planning, decisions made at the highest level of management. Unwillingness to take high risk inherent in decision making.	Sophisticated planning techniques, modern tools of decision making, elaborate management information systems.
Performance evaluation and control	Informal control mechanisms, routine checks on performance. Lack of vigorous performance evaluation systems.	Fairly advanced control systems focusing on cost reduction and organizational effectiveness.
Personnel policies	Heavy reliance on personal contacts and getting individuals from the “right social origin” to fill major positions.	Sound personnel management policies. Candidates' qualifications are usually the basis for selection decisions.

Management Dimensions	Middle Eastern Management	Western Management
Communication	<p>The tone depends on the communicants. Social position, power, and family influence are ever-present factors. Chain of command must be followed rigidly. People relate to each other tightly and specifically. Friendships are intense and binding.</p>	<p>Stress usually on equality and a minimization of difference. People relate to each other loosely and generally. Friendships not intense and binding.</p>

Source: Badawy, M. K. "Styles of Mideastern Managers." California Management Review 22, no. 3 (1980): 51–8.

International Management in Action

Global Teams

Institutional productivity used to involve a cavalcade of employees manning factory floors, where meetings with international subsidiaries had to be carefully planned. As

technology continues to evolve and the window for decision-making periods quickly closes, the need to instantly connect and coordinate with regional and transnational offices becomes imperative to stay competitive. But how is this implemented? International leaders now put increasing focus on developing global teams that are capable of overcoming cultural barriers and working together in an efficient, harmonious manner. This will be increasingly important as advancements in AI, machine learning, and other high-tech innovations develop across the globe. In 2018, a multinational team from Germany, the United States, and France collaborated to develop an AI technology that detects skin cancer at a rate higher than dermatologists. Innovations like these could drastically improve the health and well-being of people around the globe, including in places where doctors are unavailable. This story is only one of many that help illustrate the way in which global teams are being created and used to achieve difficult international objectives.

In developing effective global teams, companies are finding there are four phases in the process. In phase one, the team members come together with their own expectations, culture, and values. In phase two, members go through a self-awareness period, during which they learn to respect the cultures of the other team members. Phase three is characterized by a developing trust among members, and, in phase four, team members begin working in a collaborative way.

How are MNCs able to create the environment that is needed for this metamorphosis? Several specific steps are

implemented by management:

1. The objectives of the group are carefully identified and communicated to the members.
2. Team members are carefully chosen, so that the group has the necessary skills and personnel to reinforce and complement each other.
3. Each person learns what he or she is to contribute to the group, thus promoting a feeling of self-importance and interdependency.
4. Cultural differences between the members are discussed, so that members can achieve a better understanding of how they can work together effectively.
5. Measurable outcomes are identified, so that the team can chart its progress and determine how well it is doing. Management also continually stresses the team's purpose and its measurable outcomes, so that the group does not lose sight of its goals.
6. Specially designed training programs are used to help the team members develop interpersonal, intercultural skills.
7. Lines of communication are spelled out, so that everyone understands how to communicate with other members of the group.
8. Members are continually praised and rewarded for innovative ideas and actions.

MNCs now find that global teams are critical to their ability to compete successfully in the world market. As a result, leaders who are able to create and lead interdisciplinary, culturally

diverse groups are finding themselves in increasing demand by MNCs.

Sources: Li, Jitao, Katherine R. Xin, Anne Tsui, and Donald C. Hambrick. "Building Effective International Joint Venture Leadership Teams in China." *Journal of World Business* 34, no. 1 (1999): 52-68; Solomon, Charlene Marmer. "Global Teams: The Ultimate Collaboration." *Personnel Journal* (September 1995): 49-58; Kakabdse, Andrew, and Andrew Myers. "Qualities of Top Management: Comparison of European Manufacturers." *Journal of Management Development* 14, no. 1 (1995): 5-15; Tichy, Noel M., Michael I. Brimm, Ram Chran, and Hiroraka Takeuchi. "Leadership Development as a Lever for Global Transformation." in *Globalizing Management: Creating and Leading the Competitive Organization*, ed. Vladimir Pucik, Noel M. Tichy, and Carole K. Barnett. New York: Wiley, 1993: 47-60; Barczak, Gloria, and Edward F. McDonough III. "Leading Global Product Development Teams." *Research Technology Management* 46, no. 6 (November/December 2003): 14-18; Marquard, Michael J., and Lisa Horvath. *Global Teams*. Palo Alto, CA: Davies-Black, 2001; Walsh, Emily. "How AI Could Change Healthcare, for Better or Worse." CSO, January 23, 2019, <https://www.cso.com.au/article/656601/how-ai-could-change-healthcare-better-worse>.

More recent research provides some evidence that there may be much greater similarity between Middle Eastern leadership styles and those of Western countries.⁵⁶ In particular, the observation was made that Western management practices are very evident in the Arabian Gulf region because of the close business ties between the West and this oil-rich area and the increasing educational attainment, often in Western universities, of Middle Eastern managers. A study on decision-making styles in the United Arab Emirates showed that organizational culture, level of technology, level of education, and management responsibility were good predictors of decision-making styles in such an environment.⁵⁷ These findings were consistent with

similar studies in Western environments. Also, results indicated a tendency toward participative leadership styles among young Arab middle management, as well as among highly educated managers of all ages.⁵⁸

Leadership Approaches in India

India is developing at a rapid rate as MNCs increase investment. India's workforce is quite knowledgeable in the high-tech industry, and society as a whole is moving toward higher education. However, India is still bound by old traditions. This raises the question, What kind of leadership style does India need to satisfy its traditional roots while heading into a high-tech future? One study showed that Indian workers were more productive when managers took a high-people and high-task approach (participative). Meanwhile, the less productive workers were managed by individuals who showed a high-people orientation but low focus on task-related objectives.⁵⁹ These findings may indicate that it is important in India to focus on the individual, but, in order to be efficient and produce results, managers need to maintain awareness of the tasks that need to be completed.

Because of India's long affiliation with Great Britain, leadership styles in India would seem more likely to be participative than those in the Middle East or in other developing countries. Haire and associates found some degree of similarity between leadership styles in India and Anglo-American countries, but it was not significant. The study found the Indians to be similar to the Anglo-Americans in managerial attitudes toward capacity for leadership and initiative, participation, and internal control. The difference was in sharing information and objectives. The Indian managers' responses tended to be quite similar to those of the managers in other developing countries.⁶⁰ These findings from India show that a participative leadership style may be more common and more effective in

developing countries than reported previously. Over time, developing countries (as also shown in the case of the Persian Gulf nations) may be moving toward a more participative leadership style. Researchers have suggested there may be some unique management and leadership styles that emerge from the polyglot nature of India's population and some of the unique challenges of doing business there. For example, some suggest that Indian leaders can improvise quickly to overcome hurdles, a concept sometimes referred to as *jugaad*.⁶¹

Leadership Approaches in Latin America

Research pertaining to leadership styles in Latin America has indicated that as globalization increases, so does the transitional nature of managers within these regions. One study that compared Latin American leadership styles reviewed past research indicating an initial universality among the countries.⁶² In Mexico, leaders tended to have a combination of authoritarian and participative behaviors, while Chile, Argentina, and Bolivia also showed signs of authoritarian behaviors. Typically, Mexican managers who welcomed input from subordinates were viewed as incompetent and weak. This may be the reason that in Mexico, as well as in Chile, managers tend to be socially distant from those working below them. Romero found that Mexican managers who worked close to the U.S. border, however, exhibited even more participative behavior, and that trend was enhanced as globalization increased.⁶³ Overall, the study found that Mexico is moving toward a modern leadership style, while other Latin American countries continue to lead based on tradition. However, this is not the only viewpoint.

Haire and associates originally found quite different results for Chile and Argentina, and one can only assume that Peru would be similar to the aforementioned countries due to their geographic and cultural similarities.

The results from the study for those two developing countries were similar to those for India.⁶⁴ Additional research, however, has found that leadership styles in Peru may be much closer to those in the United States than was previously assumed.

As in the case of Middle Eastern managers, these findings in South America indicate that there indeed may be more similarities in international leadership styles than previously assumed. As countries become more economically advanced, participative styles may gain in importance. Of course, this does not mean that MNCs can use the same leadership styles in their various locations around the world. There still must be careful contingency application of leadership styles (different styles for different situations); however, many of the more enlightened participative leadership styles used in the United States and other economically advanced countries, such as Japan, also may have value in managing international operations even in developing countries as well as in the emerging Eastern European countries.

■ Recent Findings and Insights about Leadership

In recent years, researchers have begun raising the question of universality of leadership behavior. Do effective leaders, regardless of their country culture or job, act similarly? A second, and somewhat linked, research inquiry has focused on the question, Are there a host of specific behaviors, attitudes, and values that leaders in the 21st century will need in order to be successful? Thus far, the findings have been mixed. Some investigators have found that there is a trend toward universalism for leadership; others have concluded that culture continues to be a determining factor and that, for example, an effective leader in Sweden will not be as effective in Italy if he or she uses the same approach, most likely due to different motivational factors (see

[Chapter 12](#)). One of the most interesting efforts has been conducted by Bass and his associates, focusing on the universality and effectiveness of transformational, charismatic, and transactional leadership.

Transformational, Charismatic, and Transactional Leadership

Transformational leaders are visionary agents with a sense of mission who are capable of motivating their followers to accept new goals and new ways of doing things. A variant on transformational leadership focuses on the individual's charismatic traits and abilities. This research stream, known as the study of **charismatic leaders**, has explored how the individual abilities of an executive work to inspire and motivate her or his subordinates.⁶⁵

Transactional leaders are individuals who exchange rewards for effort and performance and work on a “something for something” basis.⁶⁶ Do these types of leaders exist worldwide, and is their effectiveness consistent in terms of performance? Drawing on an analysis of studies conducted in Canada, India, Italy, Japan, New Zealand, Singapore, and Sweden, as well as in the United States, Bass discovered that very little of the variance in leadership behavior could be attributed to culture. In fact, in many cases he found that national differences accounted for less than 10 percent of the results. This led him to create a model of leadership and conclude that “although this model ... may require adjustments and fine-tuning as we move across cultures, particularly into non-Western cultures, overall, it holds up as having considerable universal potential.”⁶⁷

transformational leaders

Leaders who are visionary agents with a sense of mission and who are capable of motivating their followers to accept new goals and new ways of doing things.

charismatic leaders

Leaders who inspire and motivate employees through their charismatic traits and abilities.

transactional leaders

Individuals who exchange rewards for effort and performance and work on a “something for something” basis.

Simply stated, Bass discovered that there was far more universalism in leadership than had been believed previously. Additionally, after studying thousands of international cases, he found that the most effective managers were transformational leaders and they were characterized by four interrelated factors. For convenience, the factors are referred to as the “4 I’s,” and they can be described this way:

1. *Idealized influence.* Transformational leaders are a source of charisma and enjoy the admiration of their followers. They enhance pride, loyalty, and confidence in their people, and they align these followers by providing a common purpose or vision that the latter willingly accept.
2. *Inspirational motivation.* These leaders are extremely effective in articulating their vision, mission, and beliefs in clear-cut ways, thus providing an easy-to-understand sense of purpose regarding what needs to be done.
3. *Intellectual stimulation.* Transformational leaders are able to get their followers to question old paradigms and to accept new views of the world regarding how things now need to be done.
4. *Individualized consideration.* These leaders are able to diagnose and elevate the needs of each of their followers through

individualized consideration, thus furthering the development of these people.⁶⁸

Bass also discovered that there are four other types of leaders. All of these are less effective than the transformational leader, although the degree of their effectiveness (or ineffectiveness) varies. The most effective of the remaining four types was labeled the *contingent reward (CR) leader* by Bass. This leader clarifies what needs to be done and provides both psychic and material rewards to those who comply with his or her directives. The next most effective manager is the *active management-by-exception (MBE-A) leader*. This individual monitors follower performance and takes corrective action when deviations from standards occur. The next manager in terms of effectiveness is the *passive management-by-exception (MBE-P) leader*. This leader takes action or intervenes in situations only when standards are not met. Finally, there is the *laissez-faire (LF) leader*. This person avoids intervening or accepting responsibility for follower actions.

Bass found that through the use of higher-order factor analysis, it is possible to develop a leadership model that illustrates the effectiveness of all five types of leaders: I's (transformational), CR, MBE-A, MBE-P, and LF. [Figure 13-5](#) presents this model. The higher the box in the figure and the farther to the right on the shaded base area, the more effective and active is the leader. Notice that the 4 I's box is taller than any of the others in the figure and is located more to the right than any of the others. The CR box is second tallest and second closest to the right, on down to the LF box, which is the shortest and farthest from the right margin.

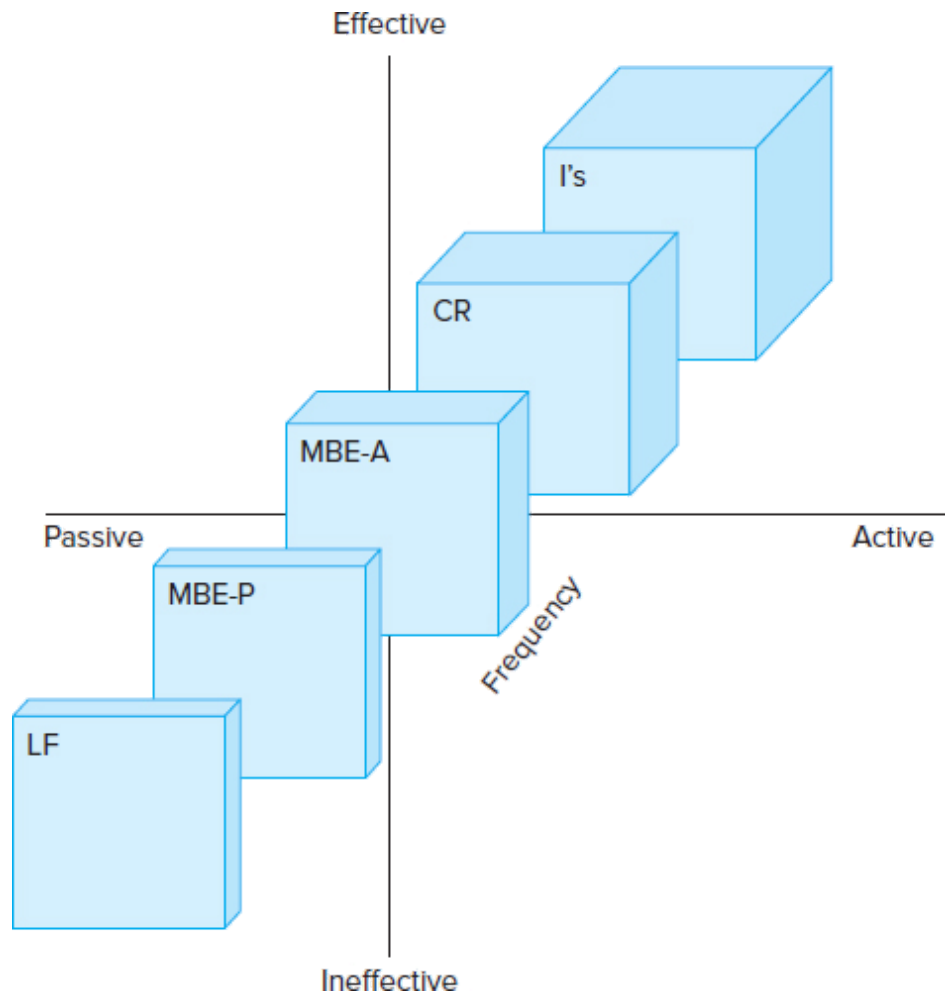


Figure 13-5

An Optimal Profile of Universal Leadership Behaviors

Source: Bass, Bernard M. "Is There Universality in the Full Range Model of Leadership?." *International Journal of Public Administration* 16, no. 6 (1996): 731–61.

Bass also found that the 4 I's were positively correlated with each other, but less so with contingent reward. Moreover, there was a near zero correlation between the 4 I's and management-by-exception styles, and there was an inverse correlation between these four factors and the laissez-faire leadership style.

Does this mean that effective leader behaviors are the same regardless of country? Bass concluded that this statement is not quite true—but there is far more universalism than people believed previously. In putting his findings in

perspective, he concluded that there certainly would be differences in leadership behavior from country to country.⁶⁹ For example, he noted that transformational leaders in Honduras would have to be more directive than their counterparts in Norway. Moreover, culture can create some problems in using universal leadership concepts in countries such as Japan, where the use of contingent reward systems is not as widespread as in the West. These reward systems can also become meaningless in Arab and Turkish cultures, where there is a strong belief that things will happen “if God wills” and not because a leader has decided to carry them out. Yet, even after taking these differences into consideration, Bass contends that universal leadership behavior is far more common than many people realize.⁷⁰

Qualities for Successful Leaders

Another research approach that has been used to address the issue of international leadership is that of examining the characteristics that companies are looking for in their new executive hires. Are all firms seeking the same types of behaviors or qualities, or, for example, are companies in Sweden looking for executives with qualities that are quite different from those being sought by Italian firms? The answer to this type of question can help shed light on international leadership because it helps focus attention on the behaviors that organizations believe are important in their managerial workforce. It also helps us examine the impact, if any, of culture on leadership style.

Tollgerdt-Andersson examined thousands of advertisements for Page 485 executives in the European Union (EU). She began by studying ads in Swedish newspapers and journals, noting the qualities, characteristics, and behaviors that were being sought. She then expanded her focus to publications in other European countries, including Denmark, Norway, Germany, Great Britain,

France, Italy, and Spain. The results are reported in [Table 13-6](#). Based on this analysis, she concluded,

Generally, there seem to be great differences between the European countries regarding their leadership requirements. Different characteristics are stressed in the various countries. There are also differences concerning how frequently various characteristics are demanded in each country. Some kind of personal or social quality is mentioned much more often in the Scandinavian countries than in the other European countries. In the Scandinavian advertisements, you often see many qualities mentioned in a single advertisement. This can be seen in other European countries too, but it is much more rare. Generally, the characteristics mentioned in a single advertisement do not exceed three and fairly often, especially in Mediterranean countries (in 46–48% of the advertisements) no personal or social characteristics are mentioned at all.⁷¹

Table 13-6
Qualities Most Demanded in Advertisements for European Executives

--

Quality	Sweden (n = 225)	Denmark (n = 175)	Norway (n = 173)	Germany (n = 190)
Ability to cooperate (interpersonal ability)	25	42	32	16
Independence	22	22	25	9
Leadership ability	22		16	17
Ability to take initiatives	22	12	16	
Aim and result orientation	19	10	42	
Ability to motivate and inspire others	16	11		
Business orientation	12			
Age	10	25		13
Extrovert personality/ contact ability	10	8	12	11
Creativity	9	10	9	9
Customer ability	9			
Analytic ability		10		
Ability to communicate		12	15	
High level of energy/drive			12	
Enthusiasm and involvement			14	14
Organization skills				7
Team builder				
Self-motivated				
Flexibility				
Precision				
Dynamic personality				
Responsibility				

Quality	Great Britain (n = 163)	France (n = 164)	Italy (n = 132)	Spain (n = 182)
Ability to cooperate (interpersonal ability)	7	9	32	18
Independence			16	4
Leadership ability	10		22	16
Ability to take initiatives			10	8
Aim and result orientation	5			2
Ability to motivate and inspire others		9	26	20
Business orientation				8
Age		12	46	34
Extrovert personality/ contact ability				
Creativity	5			4
Customer ability				2
Analytic ability			10	
Ability to communicate	23			8
High level of energy/drive	8			20
Enthusiasm and involvement				
Organization skills		6	12	12
Team builder	10	5		
Self-motivated	10			
Flexibility				2
Precision		7		
Dynamic personality		6		6
Responsibility				10

Source: Tollgerdt-Andersson, Ingrid. "Attitudes, Values and Demands on Leadership—A Cultural Comparison among Some European Countries." In *Managing Across Cultures*, edited by Pat Joynt and Malcolm Warner. London: International Thomson Business Press, 1996: 172.

At the same time, Tollgerdt-Andersson did find that there were similarities between nations. For example, Italy and Spain had common patterns regarding desirable leadership characteristics. Between 52 and 54 percent of the ads she reviewed in these two countries stated specific personal and social abilities that were needed by the job applicant. The same pattern was true for Germany and Great Britain, where between 64 and 68 percent of the advertisements set forth the personal and social abilities required for the job. In the Scandinavian countries, these percentages ranged between 80 and 85 percent.

Admittedly, it may be difficult to determine the degree of similarity between ads in different countries (or cultural clusters) because there may be implied meanings in the messages or it may be the custom in a country not to mention certain abilities but simply to assume that applicants know that these will be assessed in making the final hiring decision. Additionally, Tollgerdt-Andersson found that all the countries expected executive applicants to have good social and personal qualities. So some degree of universalism in leadership behaviors was uncovered. On the other hand, the requirements differed from country to country, showing that effective leaders in northern Europe may not be able to transfer their skills to the southern part of the continent with equal results. This led Tollgerdt-Andersson to conclude that multicultural understanding will continue to be a requirement for effective leadership. She put it this way: “If tomorrow's leaders possess international competence and understanding of other cultures it will, hopefully, result in the increased competitive cooperation which is essential if European commerce and industry is to compete with, for example, the USA and Asia.”⁷²

Culture Clusters and Leader Effectiveness

Although there is research to support universalism in leadership behavior, research also shows that effective leader behaviors tend to vary by cultural cluster. Brodbeck and his associates conducted a large survey of middle managers ($n = 6,052$) from 22 European countries.⁷³ Some of the results, grouped by cluster, are presented in [Table 13-7](#). A close look at the data shows that while there are similarities between some of the cultures, none of the lists of leadership attributes are identical. For example, managers in the Anglo cluster reported that the five most important attributes of an effective manager were having a performance orientation, possessing an inspirational style, having a vision, being a team integrator, and being decisive. Managers in the Nordic culture ranked these five attributes as the most important, but not in that order. Moreover, although the rankings of clusters in the North/West European region were fairly similar, they were quite different from those in the South/East European region, which included the Latin cluster, countries from Eastern Europe that were grouped by the researchers into a Central cluster and a Near East cluster, and Russia and Georgia, which were listed separately.

Table 13-7
Rankings of the Most Important Leadership Attributes by Region and Country Cluster

--

North/West European Region				
Anglo Culture (Great Britain, Ireland)	Nordic Culture (Sweden, Netherlands, Finland, Denmark)	Germanic Culture (Switzerland, Germany, Austria)	Czech Republic	France
Performance-oriented	Integrity	Integrity	Integrity	Participative
Inspirational	Inspirational	Inspirational	Performance-oriented	Nonautocratic
Visionary	Visionary	Performance-oriented	Administratively skilled	
Team Integrator	Team Integrator	Nonautocratic	Inspirational	
Decisive	Performance-oriented	Visionary	Nonautocratic	
South/East European Region				
Latin Culture (Italy, Spain, Portugal, Hungary)	Central Culture (Poland, Slovenia)	Near East Culture (Turkey, Greece)	Russia	Georgia
Team Integrator	Team Integrator	Team Integrator	Visionary	Administratively skilled
Performance-oriented	Visionary	Decisive	Administratively skilled	Decisive
Inspirational	Administratively skilled	Visionary	Inspirational	Performance-oriented
Integrity	Diplomatic	Integrity	Decisive	Visionary
Visionary	Decisive	Inspirational	Integrity	Integrity

Source: Brodbeck, Felix C., Michael Frese, Staffan Akerblom, Giuseppe Audia, Gyula Bakacsi, Helena Bendova, and Domenico Bodega, et al. "Cultural Variation of Leadership Prototypes Across 22 European Countries." *Journal of Occupational and Organizational Psychology* 73, no. 1 (2000): 15.

Leader Behavior, Leader Effectiveness, and Leading Teams

Culture is also important in helping explain how leaders ought to act in order to be effective. A good example is provided by the difference in effective behaviors in Trompenaars' categories (covered in [Chapter 4](#)) of affective (or emotional) cultures and neutral cultures. In affective cultures, such as the United States, leaders tend to exhibit their emotions. In neutral cultures, such as Japan and China, leaders do not tend to show their emotions. Moreover, in some cultures people are taught to exhibit their emotions but not let emotion affect their rational decision making, while in other cultures the two are intertwined.

Researchers have also found that the way in which managers speak to their people can influence the outcome. For example, in Anglo cultures it is common for managers to raise their voices in order to emphasize a point. In Asian cultures, managers generally speak at the same level throughout their

communication, using a form of self-control that shows respect for the other person. Latin American managers, meanwhile, vary their tone of voice continually, and they view this form of exaggeration as showing that they are very interested in what they are saying and committed to their point of view. Knowing how to communicate can greatly influence leadership across cultures. Here is an example:

A British manager posted to Nigeria found that it was very effective to raise his voice for important issues. His Nigerian subordinates viewed that unexpected explosion by a normally self-controlled manager as a sign of extra concern. After success in Nigeria he was posted to Malaysia. Shouting there was a sign of loss of face; his colleagues did not take him seriously and he was transferred.⁷⁴

One of the keys to successful global leadership is knowing which style and which behavior work best in a given culture and adapting appropriately. In the case of affective and neutral cultures, for example, Trompenaars and Hampden-Turner have offered the specific tips provided in [Table 13-8](#).

Table 13-8

Leadership Tips for Doing Business in Affective and Neutral Cultures

When Managing or Being Managed in ...	
Affective Cultures	Neutral Cultures
Avoid a detached, ambiguous, and cool demeanor because this will be interpreted as negative behavior.	Avoid warm, excessive, or enthusiastic behaviors because these will be interpreted as a lack of personal control over one's feelings and be viewed as

Find out whose work and enthusiasm are being directed into which projects, so that you are able to appreciate the vigor and commitment they have for these efforts.

Let people be emotional without personally becoming intimidated or coerced by their behavior.

inconsistent with one's high status.

Extensively prepare the things you have to do and then stick tenaciously to the issues.

Look for cues regarding whether people are pleased or angry and then amplify their importance.

When Doing Business with Individuals in ...

Affective Cultures (for Those from Neutral Cultures)

Do not be put off stride when others create scenes and get histrionic; take time-outs for sober reflection and hard assessments.

When others are expressing goodwill, respond warmly.

Remember that the other person's enthusiasm and readiness to agree or disagree do not mean that

Neutral Cultures (for Those from Affective Cultures)

Ask for time-outs from meetings and negotiations where you can patch each other up and rest between games of poker with the "impassive ones."

Put down as much as you can on paper before beginning the negotiation.

Remember that the other person's lack of emotional tone does not mean that the individual is uninterested or bored, only

the individual has made up his or her mind.

Keep in mind that the entire negotiation is typically focused on you as a person and not so much on the object or proposition that is being discussed.

that the person does not like to show his or her hand.

Keep in mind that the entire negotiation is typically focused on the object or proposition that is being discussed and not on you as a person.

Recognize the Way in Which People Behave in ...

Affective Cultures

Neutral Cultures

They reveal their thoughts and feelings both verbally and nonverbally.

They often do not reveal what they are thinking or feeling.

Emotions flow easily, vehemently, and without inhibition.

Emotions are often dammed up, although they may occasionally explode.

Heated, vital, and animated expressions are admired.

Cool and self-possessed conduct is admired.

Touching, gesturing, and strong facial expressions are common.

Physical contact, gesturing, or strong facial expressions are not used.

Statements are made fluently and dramatically.

Statements are often read out in a monotone voice.

*Source: Trompenaars, Fons, and Charles Hampden-Turner. *Riding the Waves of Culture: Understanding Cultural Diversity in Global Business*. New York: McGraw-Hill, 1998.*

Cross-Cultural Leadership: Insights from the GLOBE Study

As discussed in [Chapter 4](#), the GLOBE (Global Leadership and Organizational Behavior Effectiveness) research program, a 20-year, multimethod, three-phased study, is examining the relationships among societal and organizational culture, societal and organizational effectiveness, and leadership. In addition to the identification of the nine major dimensions of culture described in [Chapter 4](#), the GLOBE program also includes the classification of leadership behaviors. Through a qualitative and quantitative analysis, GLOBE researchers determined that leadership behaviors can be summarized into six culturally endorsed implicit leadership (CLT) dimensions:

- *Charismatic/value-based* leadership captures the ability of leaders to inspire, motivate, and encourage high performance outcomes from others based on a foundation of core values.
- *Team-oriented* leadership places emphasis on effective team building and implementation of a common goal among team members.
- *Participative* leadership reflects the extent to which leaders involve others in decisions and their implementation.
- *Humane-oriented* leadership comprises supportive and considerate leadership.
- *Autonomous* leadership refers to independent and individualistic leadership behaviors.

- *Self-protective* leadership “focuses on ensuring the safety and security of the individual and group through status-enhancement and face-saving.”⁷⁵

As is the case in the classification of culture dimensions, these categories build on and extend classifications of leadership styles described earlier in this chapter.

Phases 1 and 2 of the GLOBE study, like earlier research, found that certain attributes of leadership were universally endorsed, while others were viewed as effective only in certain cultures. Among the leadership attributes found to be effective across cultures are being trustworthy, just, and honest (having integrity); having foresight and planning ahead; being positive, dynamic, encouraging, and motivating and building confidence; and being communicative and informed and being a coordinator and a team integrator.⁷⁶ Several attributes were also found to be universally undesirable in leadership; descriptors such as irritable, malevolent, and ruthless were rated as inhibitors of strong leadership across all cultures.⁷⁷

In linking the cultural dimensions of the GLOBE study with the leadership styles described previously, the GLOBE researchers investigated the association between cultural values and leadership attributes, as well as cultural practices and leadership attributes. With regard to the relationship between cultural values and leadership attributes, the GLOBE researchers concluded the following:

- Collectivism I values, as found in Sweden and other Nordic and Scandinavian countries, were likely to view participative and self-protective leadership behaviors favorably while viewing autonomous leadership behaviors negatively.⁷⁸
- In-Group Collectivism II values, as found in societies such as the Philippines and other East Asian countries, were positively

related to charismatic/value-based leadership and team-oriented leadership.⁷⁹

- Gender Egalitarian values, as found in countries such as Hungary, Russia, and Poland, were positively associated with participative and charismatic/value-based leader attributes.⁸⁰
- Performance Orientation values, as found in countries such as Switzerland, Singapore, and Hong Kong, were positively associated with participative and charismatic/value-based leader attributes.⁸¹
- Future Orientation values, as found in societies such as Singapore, were positively associated with self-protective and humane-oriented leader attributes.⁸²
- Societal Uncertainty Avoidance values, as found in Germany, Denmark, and China, were positively associated with team-oriented, humane-oriented, and self-protective leader attributes.⁸³
- Societal Humane Orientation values, as found in countries such as Zambia, the Philippines, and Ireland, were positively associated with participative leader attributes.⁸⁴
- Societal Assertiveness values, as found in countries such as the United States, Germany, and Austria, were positively associated with humane-oriented leader attributes.⁸⁵
- Societal Power Distance values, as found in countries such as Morocco, Nigeria, and Argentina, were positively correlated with self-protective and humane-oriented leader attributes.⁸⁶

One of the most influential and possibly universal leadership Page 490 attributes is future orientation. An extension of the GLOBE project compared

the future orientation of select countries and surprisingly found that “the greater a society's future orientation, the higher its average GDP per capita and its levels of innovativeness, happiness, confidence, and ... competitiveness.”⁸⁷ Canada, Denmark, Finland, the Netherlands, and Singapore are all relatively high on future orientation and are among the most competitive countries in the world. A ranking of countries by the World Economic Forum found many of these same countries to be among the most innovative in the world. [Figure 13-6](#) plots countries ranked in the competitiveness report on one axis and future orientation on the other, showing the close correlation between these two variables with countries such as Singapore and Switzerland high on both future orientation and competitiveness and Argentina and Venezuela low on both measures.

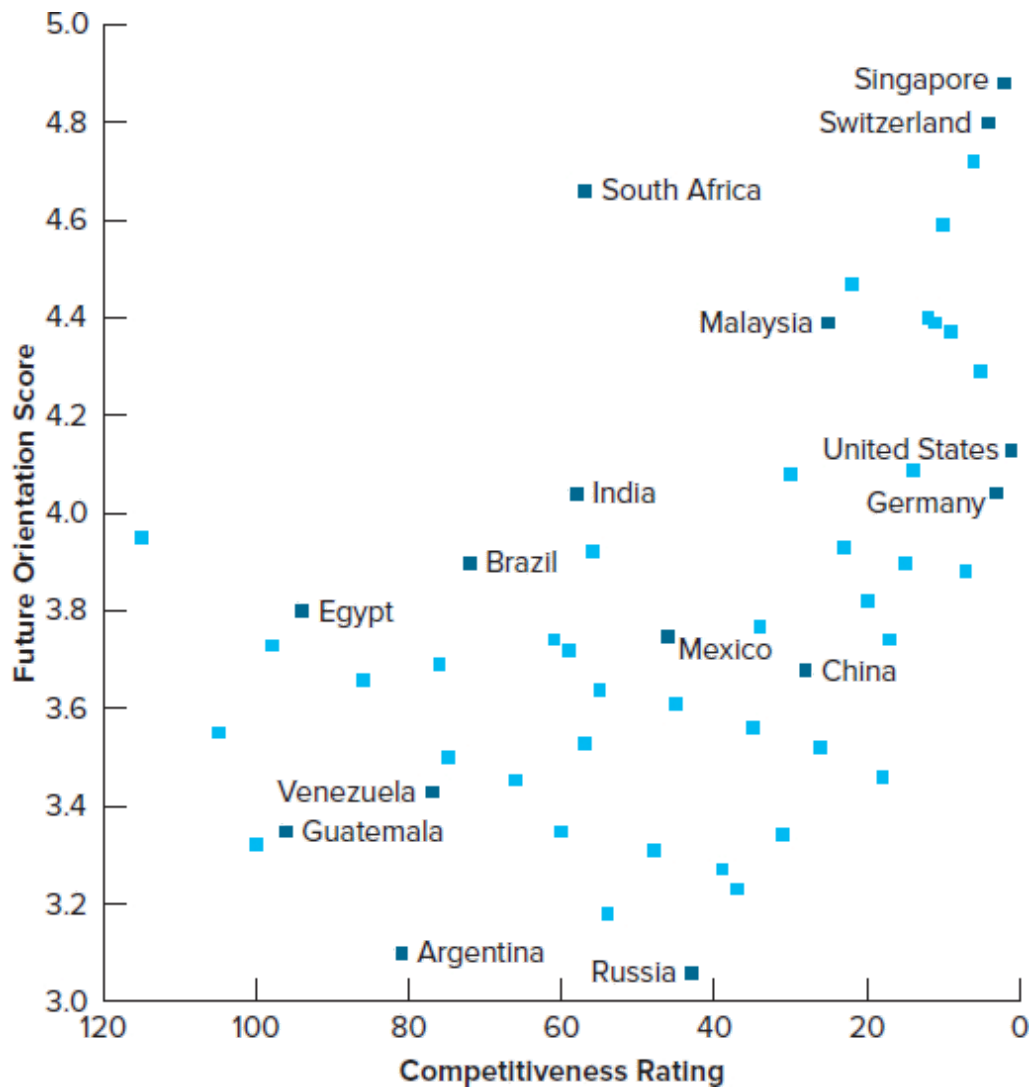


Figure 13-6
Future Orientation Score and Competitiveness Rating of Select Countries

Source: Original graphic by Professor Jonathan Doh, based on the World Economic Forum's 2018 Competitiveness Rankings and Geert Hofstede's "Dimensionalizing Cultures: The Hofstede Model in Context," *Online Readings in Psychology and Culture*, Unit 2, 2011.

Phase 3 of the GLOBE project, which was completed in 2012, expanded on the middle-management studies of phases 1 and 2 by exploring the relationship between the leadership behavior of CEOs and the effectiveness of their companies. It had been long assumed, yet unproven, that successful executives behave and lead in a manner that is consistent with the preferred

leadership style of that particular culture; phase 3 was intended to fill in this gap in the research.⁸⁸

Using a survey of over 1,000 CEOs and 5,000 direct reports, phase 3 determined that CEOs tend to lead in a way that is consistent with the culturally desired leadership dimensions of that society. For example, in societies that prefer participative leadership (such as Germany), CEOs tend to lead in a participatory manner. In southern Asia, where the society prefers more humane leadership, CEOs act in a humane way. If the ideal type of leadership of a society is known, the actions and behaviors of the CEOs in that society can likely be predicted. Furthermore, the study found that CEOs tend to lead in the culturally desired style of their society not just because they were raised in that particular culture but because leading in the desired manner of the society leads to success. In the most successful companies, leaders exceeded the cultural expectations of their society. In the least productive and inefficient companies, CEOs fell short of the idealized leadership style. Across all cultures, CEOs who exhibited Page 491 charismatic, value-based, and team-oriented leadership traits were more likely to also exhibit the desired leadership characteristics of their society.⁸⁹

In summarizing the GLOBE findings, researchers suggest that cultural values influence leadership preferences. Specifically, societies that share particular values prefer leadership attributes or styles that are congruent with or supportive of those values, with some exceptions. The studies also resulted in some unexpected findings. For example, societies that valued assertiveness were positively correlated with valuing humane-oriented leadership. According to one interpretation, some of these contradictions may reflect desires by societies to make up for or mitigate some aspects of cultural values with seemingly opposing leadership attributes. In the case of societies that value assertiveness, a preference for humane-oriented leader attributes may

reflect a desire to provide a social support structure in an environment characterized by high competition.⁹⁰

A recent study that used GLOBE data explored preferred leadership styles and approaches and their effectiveness across gender. As reported in [Chapter 4](#) and elsewhere in [Part Two](#), gender roles differ greatly in various cultures around the world, although there is some evidence of convergence among many of these cultures. One study showed that preferred leadership prototypes held by female leaders differed from the prototypes held by male leaders, and that these prototype differences varied across countries, cultures, and especially industries. In general, female managers preferred participative, team-oriented, and charismatic leadership prototype dimensions more than males. Contrary to popular belief, both males and females valued humane-oriented leadership equally. Gender egalitarianism and industry type were important moderators of the gender-leadership prototype relationship. Gender egalitarianism increased females' desire for participative leadership, while prototype differences between genders were magnified in the finance and food sectors. Interestingly, gender differences were surprisingly consistent across most of the countries studied. The researchers concluded,

Our findings show that the combination of gender, gender egalitarianism and industry type is an important determinant of leaders' role expectations. These factors are likely to influence women's success in organizational leadership. Cultures in some industries and nations are less rigid, and may allow female leaders to express their natural preferences towards a feminine leadership prototype. Other industries and nations may require a single leadership prototype for leaders to be effective.⁹¹

Positive Organizational Scholarship and Leadership

[Positive organizational scholarship \(POS\)](#) focuses on positive outcomes, processes, and attributes of organizations and their members.⁹² This is a

dynamic view that factors in fundamental concerns but ultimately emphasizes positive human potential, something of obvious relevance as MNCs are increasingly called upon to make contributions to society beyond the bottom line. It consists of three subunits: enablers, motivations, and outcomes or effects. Enablers can be capabilities, processes or methods, and the structure of the environment, which are all external factors. Motivations focus inward and are categorized as unselfish or altruistic or as having the ability to contribute without self-regard. Finally, the outcomes or effects in this model accentuate vitality, meaningfulness, exhilaration, and high-quality relationships.⁹³

positive organizational scholarship (POS)

A method that focuses on positive outcomes, processes, and attributes of organizations and their members.

The way POS relates to leadership is encompassed in the name. POS recognizes the positive potential that people have within. Constructive behavior will yield desired outcomes, in the sense that those who are able to create meaning in actions and are relatively flexible will be more successful in receiving praise and creating lasting relationships. These are characteristics that could be attributed to leaders, as future vision and relating to employees are positive driving forces that encourage leadership progress. Next, this method outlines positive organizational actions. For instance, if a firm is doing financially well due to actions such as downsizing, POS would accentuate the revenue and its potentials, instead of harping on the negative side effects. As indicated earlier in the chapter, leaders tend to reward for good things and deemphasize the general tendency to motivate through pointing out issues. Effective leaders seem to live by the POS model, as they are constantly innovating, creating relationships, striving to bring the organization to new heights, and ultimately working for the greater

global good through self-improvement. While positive internal and external factors provide a general framework for what makes a leader, how does one know that the person in power is a true leader?

Authentic Leadership

What makes a leader “authentic”? Researchers have sought to explain what makes a leader authentic and why leaders are important to today's organizations.

As indicated throughout the chapter, leaders tend to be dynamic and forward-thinking, pioneers in setting new standards. Therefore, individuals who are stagnant or meet the status quo without reaching for higher realms could be considered ineffectual, or inauthentic, leaders. Just as with positive organizational scholarship, authentic leadership accentuates the positive. Authentic leaders are defined by an all-encompassing package of personality traits, styles, behaviors, and credits.⁹⁴ Many interpretations exist as to what makes a leader authentic. For example, authentic leaders can be defined as “those who are deeply aware of how they think and behave and are perceived by others as being aware of their own and others' values/moral perspectives, knowledge, and strengths; aware of the context in which they operate; and who are confident, hopeful, optimistic, resilient, and of high moral character.”⁹⁵ An interpretation by Shamir and Eilam suggests that authentic leaders have four distinct characteristics: (1) Authentic leaders do not fake their actions; they are true to themselves and do not adhere to external expectations; (2) authentic leaders are driven from internal forces, not external rewards; (3) authentic leaders are unique and guide based on personal beliefs, not others' orders; and (4) authentic leaders act based on individual passion and values.⁹⁶ However, the authors did not accentuate

personal moral drive, which is elsewhere considered to be of great importance to the authentic leader.

Authentic leaders must possess several interrelated qualities. First, they must have positive psychological aspects, such as confidence and optimism. Next, leaders should have positive morals to guide them through processes. However, these aspects are not effective unless the leader is self-aware, as it is essential for leaders to be cognizant of their duties and be true to themselves. This also means that leaders should periodically check their actions and make sure they are congruous with ultimate goals, and that they do not stray from internal standards or expected outcomes. Authentic leaders are expected to lead by example, and therefore their processes and behaviors should be virtuous and reflect the positive moral values inherent in the leader. However, a leader cannot exist without followers, and, if the methods are effective, then the open communication and functionality will motivate followers to exhibit the same characteristics. In other words, followers will become self-aware, and a new clarity will be created in relation to values, morals, and drivers.⁹⁷ This could eventually result in followers being indirectly molded into leaders, as inspiration is quite effective. Furthermore, followers will tend toward a sense of trust in their leader, actively engage in processes, and experience a sense of overall workplace well-being.⁹⁸ Environment also plays a role in leadership development, and, in order for an authentic leader to succeed, the organization should be evaluated. An optimal situation is one in which the organization values open communication and sharing, where leaders can both promote the company values and still have room to improve through learning and continued self-development. Finally, an authentic leader consistently performs above expected standards. In other words, in a competitive environment, it is imperative for the leader to sustain innovation and avoid the tendency to remain stagnant. Future orientation and personal drives will motivate the leader to perform above expectations, as

long as he or she remains true to him- or herself and is not simply acting out a part for superiors.⁹⁹

How are authentic leaders different from traditional leaders? We discussed transformational leadership earlier in the chapter. Authentic leadership and transformational leadership are similar but with one important difference. Authentic leadership focuses mainly on the internal aspects of the leader, such as morals, values, motivators, and so forth. While Page 493 transformational leaders may have all the characteristics of an authentic leader, the key to transformational leadership is how the leader motivates others, which is a secondary concern with authentic leadership. In other words, transformational leaders may very well be authentic, but not all authentic leaders are inherently transformational. Charismatic leadership, on the other hand, does not seem to encompass a sense of self-awareness, with either the leader or the follower. Because this is an important component of authentic leadership, it is also a key point of differentiating between the charismatic and authentic leader. Again, charismatic leaders may have attributes similar to those of the authentic cohorts, but the individual is just not aware of it.¹⁰⁰ [Table 13-9](#) outlines some other areas where these may differ and where they overlap.

Table 13-9
Comparative Leadership Styles

--

Components of Authentic Leadership Development Theory	TL	CL(B)	CL(SC)	SVT	SP
Positive psychological capital	x	x	x		x
Positive moral perspective	x	x	x	x	x
Leader self-awareness					
Values	x	x	x	x	x
Cognitions	x	x	x	x	x
Emotions	x	x	x	x	x
Leader self-regulation					
Internalized	x		x		x
Balanced processing	x				
Relational transparency	x				
Authentic behavior	x	x	x	x	
Leadership processes/behaviors					
Positive modeling	x	x	x	x	x
Personal and social identification	x	x	x	x	x
Emotional contagion					
Supporting self-determination	x	x	x	x	x
Positive social exchanges	x	x	x	x	x
Follower self-awareness					
Values	x		x	x	x
Cognitions	x		x		x
Emotions	x		x		x
Follower self-regulation					
Internalized	x	x	x	x	x
Balanced processing	x				
Relational transparency	x		x		
Authentic behavior	x		x		x
Follower development				x	x
Organizational context					
Uncertainty	x	x	x		
Inclusion	x				x
Ethical	x				
Positive, strengths-based				x	
Performance					
Veritable					
Sustained	x	x			
Beyond expectations	x	x			x

Note: x—Focal Component. x—Discussed.

Key: TL—Transformational Leadership Theory. CL(B)—Behavioral Theory of Charismatic Leadership. CL(SC)—Self-Concept Based Theory of Charismatic Leadership. SVT—Servant Leadership Theory. SP—Spiritual Leadership Theory.

Source: Avolio, Bruce J., and William L. Gardner. "Authentic Leadership Development: Getting to the Root of Positive Forms of Leadership." *The Leadership Quarterly* 16, no. 3 (2005): 315–38.

Authentic leadership, while similar to traditional leadership, is Page 494 becoming more important in today's globally marketed world. Through a sense of higher awareness, authentic leadership can create a better understanding within the organization. As cohesive relationships form, understanding is created, and the authentic leaders' drive to reach new standards will motivate all employees to attain their future-oriented goals.

Ethical, Responsible, and Servant Leadership

Related to the concept of authentic leadership is ethically responsible leadership. As discussed in [Part One](#), globalization and MNCs have come under fire from a number of areas. Criticisms have been especially sharp in relation to the activities of companies—such as Nike, Levi's, and United Fruit—whose sourcing practices in developing countries have been alleged to exploit low-wage workers, take advantage of lax environmental and workplace standards, and otherwise contribute to social and economic degradation. Ethical principles provide the philosophical basis for responsible business practices, and leadership defines the mechanism through which these principles become actionable.

As a result of recent scandals at Yahoo, Verizon, BP, and others, there has been a decrease in trust of global leaders. The 2019 Edelman Trust survey found that NGO and business leaders are only trusted by about half of the general population globally, and that government and media leaders are distrusted by a majority of people.¹⁰¹ The decline in trust in leaders is prompting some companies to go on the offensive and to develop more ethically oriented and responsible leadership practices in their global operations. Some researchers link transformational leadership and corporate social responsibility, arguing that transformational leaders exhibit high levels of moral development, including a sense of obligation to the larger

community.¹⁰² According to this view, authentic charismatic leadership is rooted in strong ethical values, and effective global leaders are guided by principles of altruism, justice, and humanistic notions of the greater good.

On a more instrumental basis, another research effort linking leadership and corporate responsibility defines “responsible global leadership” as encompassing (1) values-based leadership, (2) ethical decision making, and (3) quality stakeholder relationships.¹⁰³ According to this view, global leadership must be based on core values and credos that reflect principled business and leadership practices, high levels of ethical and moral behavior, and a set of shared ideals that advance organizational and societal well-being. The importance of ethical decision making in corporations, governments, not-for-profit organizations, and professional services firms is omnipresent. In addition, the quality of relationships with internal and external stakeholders is increasingly critical to organizational success, especially to governance processes. Relationships involving mutual trust and respect are important within organizations, between organizations and the various constituencies that they affect, and among the extended networks of individuals and their organizational affiliates.

Leaders at many companies have dedicated themselves to responsible global leadership with apparent benefits for their companies' reputations and bottom lines. British Petroleum (BP), whose drilling practices in the Gulf of Mexico resulted in the worst oil spill in history in 2010, has attempted to accentuate responsible global leadership. BP will have to work harder now than ever, but keeping a socially responsible and clear objective will certainly aid in its continued global success. Another strong example is provided by outdoor recreation company REI. The company focuses on promoting volunteerism and environmental stewardship, purchases green energy, and volunteers its retail spaces for community use. Additionally,

company profits are shared with employees through a cooperative program.^{104,105}

A concept related to ethical and responsible leadership is *servant-leadership*. Servant-leaders achieve results for their organizations by giving priority attention to the needs of their colleagues and those they serve. Servant-leaders are often seen as humble stewards of their organization's resources (human, financial, and physical). In order to be a servant-leader, one needs the following qualities: listening, empathy, healing, awareness, persuasion, conceptualization, foresight, stewardship, growth, and ^{Page 495} community building. Acquiring these qualities tends to give a person authority versus power. Some trace the concept of servant-leadership to ancient Indian and Chinese thought. In the fourth century BC, Chanakya wrote the following in his book *Arthashastra*: “the king [leader] shall consider as good, not what pleases himself but what pleases his subjects [followers]”; “the king [leader] is a paid servant and enjoys the resources of the state together with the people.” The following statement appears in the *Tao Te Ching*, attributed to Lao-Tzu, who is believed to have lived in China sometime between 570 and 490 BC: “The highest type of ruler is one of whose existence the people are barely aware. Next comes one whom they love and praise. Next comes one whom they fear. Next comes one whom they despise and defy. When you are lacking in faith, others will be unfaithful to you. The Sage is self-effacing and scanty of words. When his task is accomplished and things have been completed, all the people say, “We ourselves have achieved it!””¹⁰⁶

More recently, an intellectual movement, led by Robert Greenleaf but with many followers, has proposed servant-leadership as an underlying philosophy of leadership, demonstrated through specific characteristics and practices. Larry Spears, one of Greenleaf's disciples, identifies 10 characteristics of servant-leaders in the writings of Greenleaf. The 10

characteristics are listening, empathy, healing, awareness, persuasion, conceptualization, foresight, stewardship, commitment to the growth of others, and community building. Kent Keith, author of *The Case for Servant Leadership* and the current CEO of the Greenleaf Center, states that servant-leadership is ethical, practical, and meaningful. He identifies seven key practices of servant-leaders: having self-awareness, listening, changing the pyramid, developing your colleagues, coaching not controlling, unleashing the energy and intelligence of others, and having foresight. Unlike leadership approaches with a top-down hierarchical style, servant-leadership instead emphasizes collaboration, trust, empathy, and the ethical use of power. At heart, the individual is a servant first, making the conscious decision to lead in order to better serve others, not to increase his or her own power. The objective is to enhance the growth of individuals in the organization and increase teamwork and personal involvement. Large MNCs, such as Starbucks, have adopted aspects of servant-leadership in their global operations.¹⁰⁷

Entrepreneurial Leadership and Mindset

As discussed in [Chapter 8](#), an increasing share of international management activities is occurring in entrepreneurial new ventures. But, given the high failure rate for international new ventures, what leadership characteristics are important for such ventures to succeed?

Promising start-ups fail for many reasons, including lack of capital, absence of clear goals and objectives, and failure to accurately assess market demand and competition. For international new ventures, these factors are significantly complicated by differences in cultures; national political and economic systems; geographic distance; and shipping, tax, and regulatory costs. A critical factor in the long-term success of a new venture—whether

domestic or international—is the personal leadership ability of the entrepreneurial CEO.

Entrepreneurship research has examined some of the key personal characteristics of entrepreneurs, some of which coincide with those of strong leaders. In comparison to nonentrepreneurs, entrepreneurs appear to be more creative and innovative. They tend to break the rules and do not need structure, support, or an organization to guide their thinking. They are able to see things differently and add to a product, a system, or an idea value that amounts to more than an adaptation or a linear change. They are more willing to take personal and business risks and to do so in visible and salient ways. They are opportunity seekers—solving only those problems that limit their success in reaching the vision—and are comfortable with failure, rebounding quickly to pursue another opportunity.¹⁰⁸ Others characterize them as adventurous, ambitious, energetic, domineering, and self-confident.

In addition to these traits, entrepreneurial leaders operating internationally must also possess the cultural sensitivity, international vision, and global mindset to effectively lead their venture as it confronts the Page 496 challenges of doing business in other countries. Well-known corporate leaders such as Tim Cook (Apple), Richard Branson (Virgin Group), Jeff Bezos (Amazon), and Robert Iger (Disney) have all been successful leading their companies on a global scale while preserving the integrity and values of the host country.^{109,110,111} As Lenovo CEO Yang Yuanqing has shown, this is a growing trend, and soon we may see more entrepreneurs emerge from countries where such ventures are not common practice.



The World of International Management— Revisited

The World of International Management that opens this chapter underscores the importance and value of understanding differences in leadership styles and approaches across cultures. It also emphasizes the related need to prepare prospective international managers, so that they can be successful in these varying environments. A number of global companies—including Roche and others—have developed comprehensive and challenging programs to help provide their employees with experiences to understand when consistent, “universalist” approaches may be appropriate and when adaptation to local practices, norms, and expectations is called for.

In this chapter, it was noted that effective leadership is often heavily influenced by culture. The approach that is effective in Europe is different from approaches used in the United States or Latin America. For example, according to one Roche employee, defining success may mean different things in different contexts. Even so, there are threads of universalism evident, for example, in the case of Japanese and U.S. leadership styles in managing both high- and low-achieving workers. The research by Bass also lends support to universalism. But can Roche rely on the leadership style that has served it well in Europe to oversee operations in other countries as it looks to expand? In most cases, leadership styles need to be adjusted to fit the cultural subtleties of disparate markets.

After reviewing the chapter and considering the experience of Roche and other companies mentioned in the chapter, respond to the following questions: (1) Do the leadership programs developed by Roche emphasize the development of managerial characteristics, leadership characteristics, or a combination of the two? (2) How do Roche's programs prepare prospective leaders to manage in differing cultural contexts? (3) How might deeper

understanding of the GLOBE dimensions and the different leadership behaviors across countries help Roche in developing future leaders?

SUMMARY OF KEY POINTS

1. Leadership is a complex and controversial process that can be defined simply as influencing people to direct their efforts toward the achievement of some particular goal or goals. While some claim that managers and leaders conduct two separate job functions, the lack of a universal definition of leadership allows both terms to be used interchangeably, especially as the world moves toward a manager-leader model. Two areas warrant attention as a foundation for the study of leadership in an international setting: philosophical assumptions about people in general and leadership styles. The philosophical foundation is heavily grounded in Douglas McGregor's Theories X and Y and William Ouchi's Theory Z. Leadership styles relate to how managers treat their subordinates and incorporate authoritarian, paternalistic, and participative approaches. These styles can be summarized in terms of the managerial grid shown in [Figure 13-2](#) (1,1 through 9,9).
2. The attitudes of European managers toward dimensions of leadership practice, such as the capacity for leadership and initiative, sharing information and objectives, participation, and internal control, were examined in a classic study by Haire, Ghiselli, and Porter. They found that Europeans, as a composite, had a relatively low opinion of the capabilities of the average person coupled with a relatively positive belief in the necessity for participative leadership styles. The study also found that these

European managers' attitudes were affected by hierarchical level, company size, and age. Overall, however, European managers espouse a Participative leadership style.

3. The Japanese managers in the Haire and associates study had a much greater belief in the capacity of subordinates for leadership and initiative than managers in most other countries. The Japanese managers also expressed a more favorable attitude toward a participative leadership style. In terms of sharing information and objectives and using internal control, the Japanese responded above average but were not distinctive. In a number of ways, Japanese leadership styles differed from those of U.S. managers. Company size and age of the managers are two factors that seem to affect these differences. Other reasons include the basic philosophy of managing people, how information is processed, and the high degree of ethnocentrism among the Japanese. However, some often overlooked similarities are important, such as how effective Japanese leaders manage high-achieving and low-achieving subordinates.
4. Leadership research in China shows that the New Generation of managers tends to have a leadership style that is different from the styles of both the Current Generation and the Older Generation. In particular, New Generation managers assign greater importance to individualism as measured by such things as self-sufficiency and personal accomplishments. They also assign less importance to collectivism as measured by subordination of personal goals to those of the group and to Confucianism as measured by such things as societal harmony and virtuous interpersonal behavior.

- Leadership research in the Middle East traditionally has stressed
5. the basic differences between Middle Eastern and Western management styles. Other research, however, shows that many managers in multinational organizations in the Persian Gulf region operate in a Western-oriented participative style. Such findings indicate that there may be more similarities in leadership styles between Western and Middle Eastern parts of the world than has previously been assumed.
 6. Leadership research also has been conducted among managers in India and Latin American countries. These studies show that Indian managers have a tendency toward participative leadership styles, while Latin America wavers between participative and authoritarian styles. Although there always will be important differences in styles of leadership between various parts of the world, participative leadership styles may become more prevalent as countries develop and become more economically advanced.
 7. There have been research efforts to explore new areas in international leadership. In particular, Bass has found that there is a great deal of similarity from culture to culture and that transformational leaders, regardless of culture, tend to be the most effective. In addition, the GLOBE study has confirmed earlier research that specific cultural values and practices are associated with particular leadership attributes. Moreover, there is increasing pressure for MNCs to engage in globally responsible leadership that incorporates (a) values-based leadership, (b) ethical decision making, and (c) quality stakeholder relationships. Leaders of international new ventures face particularly challenging obstacles;

however, the integration of a global orientation and entrepreneurial flair can contribute to successful “born-global” leaders and firms.

KEY TERMS

[authoritarian leadership](#), 470

[charismatic leaders](#), 483

[leadership](#), 466

[participative leadership](#), 471

[paternalistic leadership](#), 470

[positive organizational scholarship \(POS\)](#), 491

[Theory X manager](#), 468

[Theory Y manager](#), 468

[Theory Z manager](#), 468

[transactional leaders](#), 483

[transformational leaders](#), 483

[variety amplification](#), 478

[variety reduction](#), 478

REVIEW AND DISCUSSION QUESTIONS

1. What cultures would be the most likely to perceive differences between managerial and leadership duties? What cultures would view them as the same? Use evidence to support your answer.
2. Using the results of the classic Haire and associates study as a basis for your answer, compare and contrast managers' attitudes toward leadership practices in Nordic-European and Latin-European countries. (The countries in these clusters are identified in [Table 13-3](#).)

3. Is there any relationship between company size and European managers' attitude toward participative leadership styles?
4. Using the GLOBE study results and other supporting data, determine what Japanese managers believe about their subordinates. How are these beliefs similar to those of U.S. and European managers? How are these beliefs different?
5. A U.S. firm is going to be opening a subsidiary in Japan within the next six months. What type of leadership style does research show to be most effective for leading high-achieving Japanese? Low-achieving Japanese? How are these results likely to affect the way that U.S. expatriates should lead their Japanese employees?
6. What do U.S. managers need to know about leading in the international arena? Identify and describe three important guidelines that can be of practical value.
7. Is effective leadership behavior universal, or does it vary from culture to culture? Explain.
8. What is authentic leadership? What is ethically responsible leadership?

INTERNET EXERCISE: TAKING A CLOSER LOOK

Over the last three decades, one of the most successful global firms has been General Electric (GE). Although GE has faced challenges and has shed many of its businesses, including its stake in broadcaster NBC Universal to Comcast in 2013 and its biopharma unit to Danaher Corp. in 2019, it remains a global powerhouse in energy and power systems, health care, finance, and appliances. Go to the company's website at

<http://www.ge.com> and review its latest annual report. Pay close attention to the MNC's international operations and to its product lines. Also read about the new members on the board of directors and look through the information on the company's Six Sigma program. Then, aware of what GE is doing worldwide as well as in regard to its quality efforts, answer these questions: On how many continents does the company currently do business? Based on this answer, is there one leadership style that will work best for the company, or is it going to have to choose managers on a country-by-country basis? Additionally, if there is no one universal style that is best, how can current CEO Larry Culp effectively lead so diverse a group of worldwide managers? In what way would an understanding of the managerial grid be useful in explaining leadership behaviors at GE? Finally, if GE were advertising for new managers in England, Italy, and Japan, what qualities would you expect the firm to be seeking in these managers? Would there be a universal list, or would lists differ on a country-by-country basis?

ENDNOTES

1. “Developing Global Leaders,” McKinsey & Company, *McKinsey Quarterly*, <https://www.mckinsey.com/featured-insights/leadership/developing-global-leaders>.
2. “Employees,” Roche, https://www.roche.com/careers/for_employees.htm.
3. “Careers and Development,” Roche, https://www.roche.com/about/people/careers_and_development.htm.
4. “Business Perspectives Program,” Roche, https://www.roche.com/careers/workplaces/wp_marketing/persp

[ctives-programs/business-perspectives-program-about.htm?tab_id=what-kind-of-exposure-will-i-have-to-senior-leadership-at-roche](http://www.roche.com/careers/country/switzerland/ch_service.htm?tab_id=what-kind-of-exposure-will-i-have-to-senior-leadership-at-roche).

5. Ibid.
6. “Case Study,” Roche,
http://www.roche.com/careers/country/switzerland/ch_service.htm.
7. Ibid.
8. Ibid.
9. Ibid.
10. Richard M. Hodgetts, *Modern Human Relations at Work*, 8th ed. (Ft. Worth, TX: Harcourt, 2002), 255. Also see Daniel Goleman, “What Makes a Leader?” *Harvard Business Review*, November/December 1998, 93–102.
11. Abraham Zaleznik, “Managers & Leaders: Are They Different?” *Harvard Business Review*, March/April 1992, 126–35.
12. James E. Colvard, “Managers vs. Leaders,” *Government Executive* 35, no. 9 (July 2003): 82.
13. Caroline Hulme, “The Right Place and the Right Style,” *The British Journal of Administrative Management* 55 (October/November 2006): i–iii.
14. Zaleznik, “Managers & Leaders: Are They Different?”
15. Mike Diamond, “Are You a Manager or a Leader?” *Reeves Journal* 87, no. 2 (2007): 66.

16. Thomas W. Kent, "Leading and Managing: It Takes Two to Tango," *Management Decision* 43, no. 7–8 (2005): 1010–17.
17. L. Gary Boomer, "Leadership and Management: Your Firm Needs Both," *Accounting Today* 21, no. 2 (2007): 22–23.
18. Zaleznik, "Managers & Leaders: Are They Different?"
19. Matthew Fairholm, "I Know It When I See It: How Local Government Managers See Leadership Differently," *Public Management* 88, no. 9 (2006): 10–14.
20. Source: McGregor, Douglas. *The Human Side of Enterprise* (New York: McGraw-Hill, 1960).
21. Ibid.
22. See Nancy J. Adler, *International Dimensions of Organizational Behavior*, 2nd ed. (Boston: PWS-Kent, 1991), 150.
23. Sheila M. Puffer, Daniel J. McCarthy, and Alexander I. Naumov, "Russian Managers' Beliefs about Work: Beyond the Stereotypes," *Journal of World Business* 32, no. 3 (1997): 258–76.
24. For other insights into this area, see Manfred F. R. Kets de Vries, "A Journey into the 'Wild West': Leadership Style and Organizational Practices in Russia," *Organizational Dynamics*, Spring 2000, 67–80.
25. William Ouchi, *Theory Z: How American Management Can Meet the Japanese Challenge* (New York: Addison-Wesley, 1981).

- Ingrid Aioanei, "Leadership in Romania," *Journal of Organizational Change Management* 19, no. 6 (2006): 705–12.
26. Jun Yan and James G. Hunt, "A Cross Cultural Perspective on Perceived Leadership Effectiveness," *International Journal of Cross Cultural Management* 5, no. 1 (2005): 49–67.
27. For more, see review in Sergio Matviuk, "A Study of Leadership Prototypes in Colombia," *The Business Review* 7, no. 1 (Summer 2007): 14–19.
28. Z. Aycan, R. N. Kanungo, M. Mendonca, K. Yu, J. Deller, G. Stahl, et al., "Impact of Culture on Human Resource Management Practices: A 10-Country Comparison," *Applied Psychology: An International Review* 49 (2000): 192–221.
29. For a review, see Ekin K. Pellegrini and Terri A. Scandura, "Paternalistic Leadership: A Review and Agenda for Future Research," *Journal of Management* 34, no. 3 (2008): 566–93.
30. S. Martinez and P. Dorfman, "The Mexican Entrepreneur," *International Studies of Management and Organization* 28, no. 2 (1998): 97–123.
31. M. A. Ansari, Z. A. Ahmad, and R. Aafaqi, "Organizational Leadership in the Malaysian Context," in *Leading in High Growth Asia: Managing Relationships for Teamwork and Change*, ed. D. Tjosvold and K. Leung (Singapore: World Scientific, 2004), 109–38.
32. For more, see C. M. Axtell, D. J. Holman, K. L. Unsworth, T. D. Wall, P. E. Waterson, and E. Harrington, "Shopfloor Innovation: Facilitating the Suggestion and Implementation of Ideas," *Journal*

of Occupational and Organizational Psychology 73 (2000): 265–85.

34. See also R. K. Yukl, *Leadership in Organizations* (Englewood Cliffs, NJ: Prentice-Hall, 2002).
35. Xu Huang, Joyce Iun, Aili Liu, and Yaping Gong, “Does Participative Leadership Enhance Work Performance by Inducing Empowerment or Trust? The Differential Effects on Managerial and Non-managerial Subordinates,” *Journal of Organizational Behavior* 31, no. 1 (2010): 122-43.
36. Iyuji Misumi and Fumiyasu Seki, “Effects of Achievement Motivation on the Effectiveness of Leadership Patterns,” *Administrative Science Quarterly*, March 1971, 51–59.
37. Sang M. Lee, Sangjin Yoo, and Tosca M. Lee, “Korean Chaebols: Corporate Values and Strategies,” *Organizational Dynamics*, Spring 1991, 41.
38. Michael Woywode, “Global Management Concepts and Local Adaptations: Working Groups in the French and German Car Manufacturing Industry,” *Organization Studies* 23, no. 4 (2002): 497.
39. Chris Reiter and Neal Boudette, “VW Delays Launch of Microbus to Reduce Its Production Cost,” *Wall Street Journal*, May 20, 2004, D3.
40. Mason Haire, Edwin E. Ghiselli, and Lyman W. Porter, *Managerial Thinking: An International Study* (New York: Wiley, 1966).

41. Mason Haire, Edwin Ernest Ghiselli, and Lyman W. Porter, *Managerial Thinking: An International Study* (Hoboken, NJ: Wiley, 1966).
42. James R. Lincoln, Mitsuyo Hanada, and Jon Olson, "Cultural Orientation and Individual Reactions to Organizations: A Study of Employees of Japanese-Owned Firms," *Administrative Science Quarterly*, March 1981, 93–115.
43. Also see Karen Lowry Miller, "Land of the Rising Jobless," *BusinessWeek*, January 11, 1993, 47.
44. Sangjin Yoo and Sang M. Lee, "Management Style and Practice of Korean Chaebols," *California Management Review*, Summer 1987, 95–110.
45. Haire, Ghiselli, and Porter, *Managerial Thinking*, 29.
46. Noboru Yoshimura, Philip Anderson, and Philip W. Anderson, *Insi'de the Kaisha: Demystifying Japanese Business Behavior* (Boston: Harvard Business School Press, 1997).
47. Jonathan Soble, "Toyota Promotes Non-Japanese Managers in Wake of Problems," *Financial Times*, June 25, 2010, 13.
48. Haire, Ghiselli, and Porter, *Managerial Thinking*, 140. Page 500
49. *Ibid.*, 157.
50. For more on this topic, see Edgar H. Schein, "SMR Forum: Does Japanese Management Style Have a Message for American Managers?" *Sloan Management Review*, Fall 1981, 55–68.
51. Jeremiah J. Sullivan and Ikujiro Nonaka, "The Application of Organizational Learning Theory to Japanese and American

- Management,” *Journal of International Business Studies* (Fall 1986): 127–47.
52. Ibid., 130–31.
53. Laura He, “Google's Secrets of Innovation: Empowering Its Employees,” *Forbes*, March 29, 2013, <http://www.forbes.com/sites/laurahe/2013/03/29/googles-secrets-of-innovation-empowering-its-employees/#384e881b7eb3>.
54. David A. Ralston, Carolyn P. Egri, Sally Stewart, Robert H. Terpstra, and Yu Kaicheng, “Doing Business in the 21st Century with the New Generation of Chinese Managers: A Study of Generational Shifts in Work Values in China,” *Journal of International Business Studies* (Second Quarter 1999): 415–28.
55. John Politis, “The Role of Various Leadership Styles,” *Leadership and Organization Development Journal* 24, no. 4 (2003): 181–95.
56. Darwish A. Yousef, “Predictors of Decision-Making Styles in Non-Western Countries,” *Leadership and Organizational Development Journal* 19, no. 7 (1998): 366–73.
57. Ibid.
58. Ibid.
59. James Thomas Kunnanatt, “Leadership Orientation of Service Sector Managers in India: An Empirical Study,” *Business and Society Review* 122, no. 1 (2007): 99–119.
60. Haire, Ghiselli, and Porter, *Managerial Thinking*, 22.

- Peter Cappelli, Harbir Singh, Jitendra Singh, and Michael Useem, *The India Way: How India's Top Business Leaders Are Revolutionizing Management* (Cambridge, MA: Harvard Business School Publishing, 2010).
61. Useem, *The India Way: How India's Top Business Leaders Are Revolutionizing Management* (Cambridge, MA: Harvard Business School Publishing, 2010).
 62. Eric J. Romero, "Latin American Leadership: El Patron & El Lider Moderno," *Cross Cultural Management* 11, no. 3 (2004): 25–37.
 63. Ibid.
 64. Haire, Ghiselli, and Porter, *Managerial Thinking*, 22.
 65. See Jay A. Conger, *The Charismatic Leader* (San Francisco: Jossey-Bass, 1989).
 66. Hodgetts, *Modern Human Relations at Work*, 275–76.
 67. Bernard M. Bass, "Is There Universality in the Full Range Model of Leadership?" *International Journal of Public Administration* 16, no. 6 (1996): 731–61.
 68. Ibid.
 69. Ibid., 731.
 70. For additional insights into research by Bass and his associates, see Bruce J. Avolio and Bernard M. Bass, "You Can Drag a Horse to Water but You Can't Make It Drink Unless It Is Thirsty," *Journal of Leadership Studies* (Winter 1998): 4–17.
 71. Ingrid Tollgerdt-Andersson, "Attitudes, Values and Demands on Leadership—a Cultural Comparison among Some European Countries," in *Managing across Cultures*, ed. Pat Joynt and

Malcolm Warner (London: International Thomson Business Press, 1996).

72. Ibid.
73. Felix C. Brodbeck et al., “Cultural Variation of Leadership Prototypes across 22 European Countries,” *Journal of Occupational and Organizational Psychology* 73 (2000): 1–29.
74. Fons Trompenaars and Charles Hampden-Turner. *Riding the Waves of Culture: Understanding Cultural Diversity in Global Business* (New York: McGraw-Hill, 1998), 77.
75. Robert J. House and Mansour Javidan, *Culture, Leadership, and Organizations: The GLOBE Study of 62 Societies* (Thousand Oaks, CA: Sage, 2004), 14.
76. Peter Dorfman, Paul Hanges, and Felix Brodbeck, “Leadership and Cultural Variation: The Identification of Culturally Endorsed Leadership Profiles,” in *Culture, Leadership, and Organizations: The GLOBE Study of 62 Societies*, ed. Robert J. House, Paul J. Hanges, Mansour Javidan, Peter W. Dorfman, and Vipin Gupta (New York: Sage, 2004), 669–720.
77. Peter Dorfman, Mansour Javidan, Paul Hanges, Ali Dastmalchian, and Robert House, “GLOBE: A Twenty Year Journey into the Intriguing World of Culture and Leadership,” *Journal of World Business* 47 (2012): 504–18.
78. Michele J. Gelfand, D. P. S. Bhawuk, Lisa H. Nishii, and David J. Bechtold, “Individualism and Collectivism,” in *Culture, Leadership, and Organizations*, ed. House et al., 437–512.
79. Ibid.

80. Cynthia G. Emrich, Florence L. Denmark, and Deanne Den Hartog, "Cross-Cultural Differences in Gender Egalitarianism," in *Culture, Leadership, and Organizations*, ed. House et al., 343–394.
81. Mansour Javidan, "Performance Orientation," in *Culture, Leadership, and Organizations*, ed. House et al., 239–81.
82. Neal Ashkanasy, Vipin Gupta, Melinda Mayfield, and Edwin Trevor-Roberts, "Future Orientation," in *Culture, Leadership, and Organizations*, ed. House et al., 282–342.
83. Mary Sully De Luque and Mansour Javidan, "Uncertainty Avoidance," in *Culture, Leadership, and Organizations*, ed. House et al., 602–54.
84. Hayat Kabasakal and Muzaffer Bodur, "Humane Orientation in Societies, Organizations, and Leader Attributes," in *Culture, Leadership, and Organizations*, ed. House et al., 564–601.
85. Dean Den Hartog, "Assertiveness," in House et al., *Culture, Leadership, and Organizations*, pp. 395–436.
86. Dale Carl, Vipin Gupta, and Mansour Javidan, "Power Distance," in *Culture, Leadership, and Organizations*, ed. House et al., 513–63.
87. Mansour Javidan, "Forward-Thinking Cultures," *Harvard Business Review* 85, no. 7–8 (2007): 20–23.
88. Dorfman et al., "GLOBE: A Twenty Year Journey into the Intriguing World of Culture and Leadership."
89. Ibid.

90. Narda Quigley, Mary Sully De Luque, and Robert J. House, “Responsible Leadership and Governance in a Global Context: Insights from the GLOBE Study,” in *Handbook of Responsible Leadership and Governance in Global Business*, ed. Jonathan P. Doh and Stephen A. Stumpf (London: Edward Elgar, 2005), 352–79.
91. Lori D. Paris, Jon P. Howell, Peter W. Dorfman, and Paul J. Hanges. “Preferred Leadership Prototypes of Male and Female Leaders in 27 Countries,” *Journal of International Business Studies* 40, no. 8 (2009): 1396–405.
92. Kim S. Cameron, Jane E. Dutton, and Robert E. Quinn, *Positive Organizational Scholarship* (San Francisco: Berrett-Koehler, 2003), 3.
93. Ibid.
94. C. Cooper, T. A. Scandura, and C. A. Schriesheim, “Looking Forward but Learning from Our Past: Potential Challenges to Developing Authentic Leadership Theory and Authentic Leaders,” *The Leadership Quarterly* 16, no. 3 (2005): 475–93.
95. B. Avolio, F. Luthans, and F. O. Walumba, *Authentic Leadership: Theory Building for Veritable Sustained Performance* (Lincoln, NE: Gallup Leadership Institute, University of Nebraska-Lincoln, 2004), 4.
96. B. Shamir and G. Eilam, “What's Your Story? A Life-Stories Approach to Authentic Leadership Development,” *Leadership Quarterly* 16, no. 3 (2005): 395–417.

97. William L. Gardner, Bruce J. Avolio, Fred Luthans, Douglas R. May, and Fred Walumbwa, "Can You See the Real Me? A Self-Based Model of Authentic Leader and Follower Development," *Leadership Quarterly* 16 (2005): 343–72.
98. Ibid.
99. Bruce J. Avolio and William L. Gardner, "Authentic Leadership Development: Getting to the Root of Positive Forms of Leadership," *Leadership Quarterly* 16 (2005): 315–38.
100. Ibid.
101. "Trust Barometer," Edelman, 2019,
https://www.edelman.com/sites/g/files/aatuss191/files/2019-03/2019_Edelman_Trust_Barometer_Global_Report.pdf?utm_source=website&utm_medium=global_report&utm_campaign=downloads.
102. David Waldman, Donald Siegel, and Mansour Javidan, "Components of CEO Transformational Leadership and Corporate Social Responsibility," *Journal of Management Studies*, 43, no. 8 (2006): 1703–25.
103. Jonathan P. Doh and Stephen A. Stumpf, "Toward a Framework of Responsible Leadership and Governance," in *Handbook of Responsible Leadership and Governance in Global Business*, ed. Jonathan P. Doh and Stephen A. Stumpf (London: Edward Elgar, 2005), 3–18.
104. Sujjan Patel, "Ten Examples of Companies with Fantastic Cultures," *Entrepreneur*, August 6, 2015,
<https://www.entrepreneur.com/article/249174>.

105. Isabel Thottam, “12 Companies Dedicated to Doing Good & Hiring Now,” *Glassdoor*, June 14, 2018, <https://www.glassdoor.com/blog/companies-doing-good>.
106. Lao Tzu, *Tao Te Ching*. Trans. John C. H. Wu (Boston: Shambhala, 2006), 35.
107. Robert Greenleaf, *Servant Leadership: A Journey into the Nature of Legitimate Power and Greatness*, 25th anniversary ed. (Mahwah, NJ: Paulist Press, 2002).
108. Stephen A. Stumpf, “Career Goal: Entrepreneur?” *International Journal of Career Management* 4, no. 2 (1992): 26–32.
109. T. K. Maloy, “Entrepreneurs Need Moms,” United Press International, March 11, 2004.
110. Dominic Rushe, “Tim Cook Apologises after Chinese Media Rounds on Apple,” *The Guardian*, April 1, 2013, <https://www.theguardian.com/technology/2013/apr/01/apple-tim-cook-china-apology>.
111. Belinda Luscombe, “Bob Iger's Bets Are Paying Off Big Time for Disney,” *Time*, October 4, 2018, <http://time.com/5415019/bob-iger-disney>.
112. CIA, “Germany,” *The World Factbook*, 2019, <https://www.cia.gov/library/publications/the-world-factbook/geos/gm.html>.
113. Ibid.
114. World Economic Outlook Database, “Germany,” International Monetary Fund, July 2018,

https://www.imf.org/external/pubs/ft/weo/2018/01/weodata/weo_selgr.aspx.

115. “Blackstone Resources AG to Invest €200 Million in Germany,”
Business Wire, January 14, 2019,
<https://www.apnews.com/cc6fb914c06749bbb4f5fb3cff92094a>.



In the International Spotlight

Germany

Situated in the heart of Central Europe, Germany straddles the border of Western and Eastern Europe. Neighboring countries include the Netherlands, Austria, Belgium, France, Luxembourg, Switzerland, Denmark, Poland, and the Czech Republic. Slightly smaller than the state of Montana, the country maintains shipping routes through its access to the North and Baltic Seas. Major natural resources include coal, lignite, natural gas, iron ore, copper, nickel, uranium, potash, salt, construction materials, timber, and arable land.¹¹²

Germany, with a population of 80 million, is the second largest nation in Europe, behind only Russia. Like most of Western Europe, its population is slowly declining at 0.24 percent annually. The country is quickly aging; in 2018, median age reached 47.4 years old. The two

largest age segments of the population are 25- to 54-year-olds (40 percent) and 65 or older (22 percent). The country is not very ethnically or religiously diverse. Over 90 percent of the population is of German descent, and the country is primarily Protestant or Roman Catholic. Only 5 percent of the population identifies as Muslim.¹¹³

European power struggles immersed Germany in two devastating world wars in the first half of the 20th century, leaving the country occupied by the Allied powers of the U.S., the U.K., France, and the Soviet Union in 1945. Tensions between the Soviet Union and the other Allied powers resulted in the division of Germany in 1949 into two states: the western Federal Republic of Germany (FRG) and the eastern German Democratic Republic (GDR). The democratic FRG embedded itself into key Western economic and security organizations, the European Commission, and NATO, while the communist GDR was the front line of the Soviet-led Warsaw Pact. The decline of the Soviet Union in the 1980s allowed for German reunification in 1990. Although 40 years of economic isolation left the former East Germany with significant deficits in education, productivity, and wages, unified Germany has expended considerable funds to raise the entire country to Western standards.

In the wake of World War II and its fairly recent unification, Germany has emerged as the largest economy in Europe and fourth largest in the world. The country's GDP stood at US\$4.211 trillion in 2018, resulting in a high GDP per capita of US\$50,842. Despite stagnant economic growth across much of Europe, Germany's GDP is expected to expand at 2 percent over the next several years. Germany is a leading exporter of machinery, vehicles, chemicals, and household equipment and benefits from a highly skilled labor force.¹¹⁴

You Be the International Management Consultant

In a January 2019 announcement, Switzerland-based battery company Blackstone Resources AG disclosed plans for major future investments in Germany. According to the company, it would spend 200 million euro to construct a research and manufacturing facility in Erfurt, Germany, to design and produce electric batteries for the German automobile market. Blackstone Resources AG plans to eventually produce between 25,000 and 100,000 automobile batteries annually at the facility.¹¹⁵

With its highly educated workforce and lengthy automotive history, Germany offers a unique appeal for companies that are interested in developing new technology for the rapidly evolving electric car industry. In recent years, the country has heavily invested in adding car-charging infrastructure across its road system, and the government has increased subsidies on electric vehicles sales.

Questions

1. As a management consultant, what opportunities do you see for Blackstone Resources AG in Germany?
2. What are some benefits companies can gain by partnering with public-sector entities and foreign governments of developed nations as opposed to ones in emerging nations?

Design Elements: Chess Icon, Globe Icon, People Icon: McGraw-Hill Global Education Holdings, LLC; World map vector: vectorlight/Shutterstock; World map background with globe: one AND only/Shutterstock



Chapter 14

HUMAN RESOURCE SELECTION AND DEVELOPMENT ACROSS CULTURES

OBJECTIVES OF THE CHAPTER

Firms conducting international business need to be particularly concerned with human resource management issues—including selection, training, and development—to better prepare their personnel for overseas assignments. This chapter focuses on potential sources of human resources that can be employed for overseas assignments, procedures that are used in their selection process, and compensation issues. In this chapter, we discuss training and development and the various types of training that are commonly offered. The specific objectives of this chapter are

1. **IDENTIFY** the three basic sources that MNCs can tap when filling management vacancies in overseas operations in addition to options of subcontracting and outsourcing.
2. **DESCRIBE** the selection criteria and procedures used by organizations and individual managers when making final decisions.

3. **DISCUSS** the reasons people return from overseas assignments and some of the strategies used to ensure a smooth transition back into the home-market operation.
4. **DESCRIBE** the training process, the most common reasons for training, and the types of training that often are provided.
5. **EXPLAIN** how cultural assimilators work and why they are so highly regarded.

The World of International Management

The Challenge of Talent Retention in India

As advancements in artificial intelligence, machine learning, and blockchain technologies dynamically impact the world of international business, the demand for highly skilled employees with a high appetite for innovation and creative problem-solving abilities will continue to increase. Finding and retaining talented employees, however, is a challenge for managers around the world. Somewhat to the surprise of MNCs, this challenge has become particularly acute in India. According to PricewaterhouseCoopers' 20th annual CEO survey, 74 percent of India's CEOs are experiencing difficulty recruiting employees who strive for innovation, 64 percent face challenges finding employees who can adequately problem solve, and 66 percent struggle to find employees who can adapt to new situations.¹

Another recent study, the 2018–2019 KPMG in India's Annual Compensation Trends Survey, also analyzed the high employee

turnover rate within India. According to the survey, an average of 13 percent of Indian employees voluntarily leave their jobs every year. In industries where higher education and unique talents are required, the annual attrition rate was even higher. In banking, professional services, financial services, and insurance, annual turnover hovers around 18 percent, and, in IT and other technology services sectors, more than 15 percent of employees leave their jobs every year.² Such high employee turnover has a cost. Shyamal Majumdar of India's Business Standard explained that frontline employees in a top company cost 40 percent of their salaries to replace and top managers cost 150–200 percent of their salaries to replace.³

Right Management's Executive Overview described the business implications of high Indian employee turnover:

In IT, for example, it is important for clients to develop close relationships with employees working on projects. Frequent turnover means continually building new relationships with replacements, thereby slowing down projects and harming both efficiency and client trust. In manufacturing, high attrition results in the expensive and time-consuming exercise of training recent hires about new technologies.⁴

Because of the cost of hiring and retraining employees, MNCs Page 505
in India may not be able to secure the cost savings that led them to India in the first place.

More Than Money

Discussing retaining talent in India, Elena Groznaya points out that MNCs sometimes mistakenly use the same methods to try to retain employees in India as in the home country. These methods are often compensation-driven. In India's relationship-oriented culture, however, employees are primarily motivated not by compensation but by a sense of “family” in their companies. Groznaya states, “Traditional

Indian companies often play the role of a family extension for their staff” and give employees a feeling of belonging.⁵

A comprehensive talent management and HR practices study in India supported the conclusion that compensation is not the main factor in retaining Indian employees. Villanova School of Business and Right Management conducted a survey of 4,811 individuals from 28 Indian companies in five industries. According to Right Management's Executive Overview, the researchers found the following:

While the common perception is that pay is the key element in attracting and retaining talent in India, as well as other emerging countries, our results showed a more complex array of factors played a significant role. Most notably, they included the value of intrinsic rewards—the employees' sense of progress, competence, influence/choice, and opportunity to do meaningful work. Compensation was not the most significant factor in either retention or engagement, a phenomenon that held true across all industries. Among respondents who indicated an intent to stay, only 30 percent were “very satisfied” with their compensation.⁶

The key to high retention is keeping employees engaged. The researchers discovered that “lack of engagement was by far the strongest single factor leading to intent to leave an organization. The lesson is clear: The more engaged an employee, the likelier he or she will stay.”⁷

Four Factors Correlated to Employee Engagement

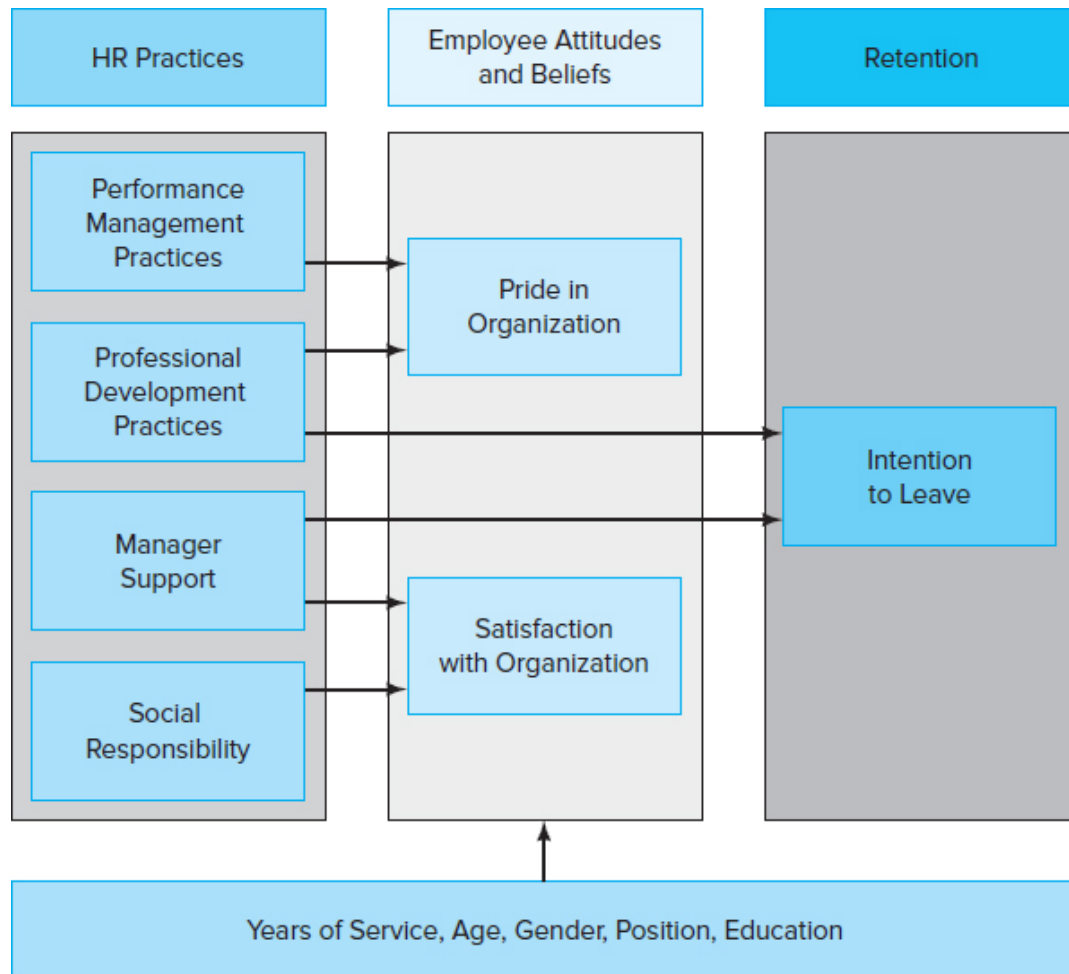
What steps can managers take to keep employees engaged? The researchers identified four HR practices that are correlated with employee engagement, as measured by employees' feelings of pride and satisfaction in the organization. These factors are performance

management, professional development, manager support, and an organizational commitment to a larger social purpose.⁸

Performance management. The researchers found a significant relationship between retention and a favorable assessment of a firm's performance management system. Of employees who were in the top third of those who rated their company's performance management practices highly, "56.1 percent had strong pride in the organization, 65.9 percent had strong satisfaction with the organization, and only 23.5 percent indicated a strong intention to leave." In contrast, of the bottom third, "only 17.3 percent had strong pride in the organization, 11.1 percent had strong satisfaction, and 48.8 percent expressed a strong intention to leave."⁹ When setting up performance management systems at Indian firms, managers need to be coached on how to provide constructive feedback. Indian managers are often hesitant to criticize their employees, but, with coaching, they can learn how to use criticism to help employees improve their performance.¹⁰

Professional development. Employees who are satisfied with their firm's professional development opportunities are more likely to remain at the firm. For instance, the researchers found that of those respondents who did not like the professional development practices at their companies, "52.3 percent indicated intent to leave within 12 months vs. 18.7 percent in organizations that strongly supported those practices." Employees are more engaged when they have clear opportunities for growth in their career. A typical career path may involve the opportunity to work on different projects, participate in overseas assignments, and eventually take on a managerial role.¹¹ Employee assessments should be an important part of the development process. These assessments "can ensure that companies hire the right people for the right jobs and ... will also help to pinpoint those people with the potential to move into management roles."¹²

Management support. The researchers found that "due to the urgent need for managerial level personnel, employees in India are often promoted to supervisory roles before they're ready to assume such responsibilities."



Furthermore, many respondents in the study were dissatisfied with their manager's ability to engage with their team: "Only 47 percent of respondents agreed that their immediate supervisor was able to provide support and develop his or her team effectively." This gap in management skills has a negative impact on employee retention. If employees are working for a supervisor who lacks management skills, they are more likely to leave the company.¹³ Thus, Indian firms need to train new managers in the basics of management, such as how to reach team objectives and how to mentor employees. Mentoring is an essential management skill in India, where leaders often act as personal advisers. Having effective managers to support their employees is critical to increasing employee retention.¹⁴

Social responsibility. Many Indian employees highly value commitment to the community. Firms can engage employees by providing them with opportunities to participate in initiatives to help social causes, such as alleviating poverty. These initiatives should be highlighted in annual reports.¹⁵

Start on the First Day

The highlights of the research study mentioned were published in an article in *MIT Sloan Management Review*. According to the article, “the best companies drive employee satisfaction and pride by providing management support, training, and professional opportunities early on....

Employers should start an employee's professional development plan on his or her *first day*.”¹⁶

One of the researchers in the study, Jonathan Doh, told the *MIT Sloan Management Review*, “Our findings suggest that even six months from the start date is probably too late. [At that point] the employee is already making decisions about whether to stay around or not.” MNCs can make the decision to stay an easy one by offering employees effective professional development, performance management systems, and manager support.¹⁷

Once, India was seen as a source of never-ending talent. Today, India poses some of the same challenges in attracting, hiring, and retaining talent as do many developed countries, with some issues that are particular to the Indian context. Originally, MNCs searched overseas for inexpensive labor, but, as countries become more developed and education levels increase and employers in home countries worry about a diminishing labor force, the search has shifted. As more highly skilled workers become available in other countries, MNCs have a growing number of sources for their human resources; however, as more MNCs and local firms vie for this talent, a “talent war” may ensue. MNCs may also be able to access foreign human resources by hiring them on a temporary or permanent basis in the home country. Often, they subcontract or outsource work to

foreign employees in home and host countries. This complex web of relationships creates significant managerial challenges and opportunities and suggests that there will always be a need for highly skilled, culturally sensitive, and geographically mobile managerial talent.

In this chapter, we explore the procedure of international human resource (HR) selection and training and examine the difficulties of developing a global human resource management process in the presence of dissimilar cultural norms. At the same time, we survey emerging trends in international human resource management, including the increasing use of temporary and contingent staffing to fill the growing global HR needs of MNCs. We also review training and development programs designed to help employees prepare for and succeed in their foreign assignments and adjust to conditions once they return home.

■ The Importance of International Human Resources

Human resources is an essential part of any organization because it provides the human capital that keeps operations running. Human resource management is also key to an efficient, productive workplace. We discussed in [Chapter 12](#) how financial compensation can motivate employees, but creative human resource management can play an even more important role. By focusing on the employees, or the human resources themselves, organizations have found that positive organizational structure leads to company success in the market.¹⁸ Sometimes this is recognized through compensation, such as competitive salaries, good benefits, promotions, training, education opportunities, and so forth, which have been known to motivate employees and reduce turnover because there are further incentives to strive for. Other

times, companies provide employees with daily comforts such as meals where an employee's family is welcome to attend, the ability to bring pets to work, access to fitness centers and laundry rooms, or even services such as oil changes while at work. Showing the employees that they are not simply cogs in a machine, but that their time is valued and they are thanked for it, often builds morale and can increase company sales through a shared drive to succeed. Furthermore, recognizing the potential in employees and encouraging teamwork can lead to greater risk taking and innovations.^{19,20}

Getting the Employee Perspective

Whether managers are trying to increase productivity or decrease turnover rates, it is good to get a sense of how the employees feel they are being treated. Times continue to change, and, while employees in the past could be considered one unit, today people are realizing their individual talents and their need to be recognized. For instance, global companies are experiencing a labor shortage as skilled workers are in high demand.²¹ In essence, skilled workers can almost walk in and request the kind of compensation they desire, and companies may be willing to accept the terms. Even outside this context of labor shortages, firms are restructuring how they look at employees for many good reasons. By segmenting the workforce into categories (but avoiding differentiation based on age or gender because that may imply a form of discrimination) and by offering choices, flexibility, and a personal touch to each employee package, employers are able to provide an underlying sense of commitment because the employee is getting what he or she wants. In other words, by focusing on employees and tailoring human resource management to the individual, people are naturally influenced to stay longer and be more committed to the organization they have joined.²² However, before a company can keep the employee, it must first hire.

Employees as Critical Resources

Attracting the most qualified employees and matching them to the jobs for which they are best suited are important for the success of any organization. For international organizations, the selection and development of human resources are especially challenging and vitally important. As prevalent and useful as e-mail and web- and teleconferencing are, and despite the increasing incidence of subcontracting and outsourcing, face-to-face human contact will likely remain an important means of communication and transfer of “tacit” knowledge—knowledge that cannot be formalized in manuals or written guidelines. Hence, most companies continue to strategically deploy human resources around the world as needed, although the range of options for filling human resource needs is expanding.

Investing in International Assignments

Most MNCs still find it necessary to send expatriate (“expat”) managers overseas, no matter how good “virtual” communications have become. There are quite a few costs involved, including pre-assignment training and potential costs due to failure. According to a recent study, a three-year expatriate assignment can cost a company up to US\$1 million. Furthermore, 42 percent of expatriate projects are deemed as failures, adding to the overall cost of doing business.²³ Given these high costs, many MNCs are increasingly turning to locally engaged employees or third-country nationals.²⁴ In addition, the improved education of many populations around the world gives MNCs more options when considering international human resource needs. The emergence of highly trained technical and scientific employees in emerging markets and the increased prevalence of MBA-type training in many developed and developing countries have dramatically expanded the pool of talent from which MNCs can draw. Yet some companies are still having difficulty in

winning the “war for talent.” A report from China noted that despite much greater levels of advanced education, there is still a shortage of skilled management. “We need a lot more people than we have now, and we need a higher caliber of people,” said Guo Ming, Coca-Cola's human resource director for Greater China.²⁵

Adjustment problems of expats undertaking international assignments can be reduced through careful selection and training. Language training and cross-cultural training are especially important, but they are often neglected by MNCs in a hurry to deploy resources to meet critical needs.²⁶ The demand for globally adept managers will likely grow, and MNCs will need to continue to invest in recruiting and training the best future leaders.

MNCs are also under increasing pressure to keep jobs at home, and their international HR practices have come under close scrutiny. In particular, the “importing” of programmers from India at a fraction of domestic wages, combined with the offshore outsourcing of work to high-tech employees in lower-cost countries, has created political and social challenges for MNCs seeking to manage their international human resources efficiently and effectively. All of this suggests an ongoing need for attention to and investment in this challenging area.

Economic Pressures

It is important to note that the human resource function within MNCs is itself evolving as a result of ongoing pressures for reduced costs and increased efficiencies. There was a time when human resource departments handled every staffing need at a company, from hiring and firing to administering benefits and determining salaries. Today, HR departments spend more time addressing topics like data security, flexible employee work plans, and updating of performance management programs.²⁷ The demand for HR

professionals remains high, however. According to a 2018 study by Bloomberg BNA, HR personnel-to-staff ratios reached an all-time high of 1.5 per 100 in 2018. Further, some of what in-house HR departments oversaw is now being outsourced, due to increased scrutiny of the costs associated with these “staff” (versus revenue-generating “line”) functions.²⁸

The actions that companies take during an economic recession, in regard to employee compensation and benefits, vary based on a multitude of factors. However, looking back to the 2009-2010 global recession can provide some clues as to how companies may react during future economic downturns. Pay freezes or reductions, along with hiring freezes, were quite common during the global recession. A survey taken during the global recession by Towers Perrin (now Willis Towers Watson) found that 42 percent of organizations were planning hiring freezes and reductions as well as pay cuts. Another survey, an update to ECA International's Salary Trends Survey, conducted annually for more than 50 countries, found that 40 percent of companies planned to freeze pay. On average, salary increases were half as high as anticipated before the economic crisis set in. In Canada, increases dropped from 4 percent to 1 percent. Salary increases in Western Europe averaged around 2 percent, according to the survey, while those in Eastern Europe were just under 5 percent. Russia, Romania, and Latvia saw the greatest increases, while workers in Lithuania, the Irish Republic, and Switzerland were expected to receive the smallest pay raises in the region.

Likely due in part to the pay and hiring freezes utilized by many Page 509 companies to improve financial metrics, employers expressed concern over long-term talent retention during the global recession. Sixty-two percent of companies in the Towers Perrin survey stated that they were worried about the potential impact on their ability to keep high-performing talent or those in pivotal roles. In response, organizations reserved their salary increases and

cash rewards for their most talented and top-performing employees, even while pay is cut for the rest of the workforce.

■ Sources of Human Resources

MNCs can tap four basic sources for positions: (1) home-country nationals, (2) host-country nationals, (3) third-country nationals, and (4) inpatriates. In addition, many MNCs are outsourcing aspects of their global operations and, in so doing, are engaging temporary or contingent employees. The following sections analyze each of these major sources.

Home-Country Nationals

Home-country nationals are managers who are citizens of the country where the MNC is headquartered. In fact, sometimes the term *headquarters nationals* is used. These managers commonly are called expatriates, or simply “expats,” which refers to those who live and work outside of their home country. Historically, MNCs have staffed key positions in their foreign affiliates with home-country nationals or expatriates. For many companies and for the most senior positions, that trend persists. Major U.S. and European companies such as Accenture, Cisco Systems, and IBM have been sending expats to India, China, and a variety of other countries.

home-country nationals

Expatriate managers who are citizens of the country where the multinational corporation is headquartered.

expatriates

Managers who live and work outside their home country. They are citizens of the country where the multinational corporation is headquartered.

Some research has shown that in many instances, host-country nationals may be better suited for the job than local talent. Richards, for example, investigated staffing practices for the purpose of determining when companies are more likely to use an expatriate rather than a local manager. She conducted interviews with senior-level headquarters managers at 24 U.S. multinational manufacturing firms and with managers at their U.K. and Thai subsidiaries. This study found that local managers were most effective in subsidiaries located in developing countries or those that relied on a local customer base. In contrast, expatriates were most effective when they were in charge of larger subsidiaries or those with a marketing theme similar to that at headquarters.²⁹

There are a variety of reasons for using home-country nationals. One of the most common is to start up operations. Another is to provide technical expertise. A third is to help the MNC maintain financial control over the operation.³⁰ Other commonly cited reasons include the desire to provide the company's more promising managers with international experience to equip them better for more responsible positions; the need to maintain and facilitate organizational coordination and control; the unavailability of managerial talent in the host country; the company's view of the foreign operation as short lived; the host country's multiracial population, which might mean that selecting a manager of either race would result in political or social problems; the company's conviction that it must maintain a foreign image in the host country; and the belief of some companies that a home-country manager is the best person for the job.³¹

A 2018 study found that expatriate positions remain appealing to many managers due to the increased financial compensation and ability to progress one's career.³² However, in recent years, many MNCs have trended away from using home-country nationals, given the increased costs, somewhat

uncertain returns, and increasing availability of host-country and third-country nationals and inpatriates.

Host-Country Nationals

Host-country nationals are local managers who are hired by the MNC. For a number of reasons, many MNCs use host-country managers at the middle- and lower-level ranks. One reason in particular is that many countries expect the MNC to hire local talent, and the use of host-country nationals is a Page 510 good way to meet this expectation. Also, even if an MNC wanted to staff all management positions with home-country personnel, it would be unlikely to have this many available managers, and the cost of transferring and maintaining them in the host country would be prohibitive.

host-country nationals

Local managers who are hired by the MNC.

In some cases, government regulations dictate selection practices and mandate at least some degree of “nativization.” In Brazil, for example, two-thirds of the employees in any foreign subsidiary traditionally have to be Brazilian nationals. Additionally, the Brazilian Labor Code states that pay to foreigners must not exceed one-third of the company's total payroll. Brazil is not alone; many countries exert real and subtle pressures to staff the upper-management ranks with nationals. In the past, these pressures by host countries have led companies such as ExxonMobil to change their approach to selecting managers. These regulations have substantial costs in that shielding local employees from international competition may create a sense of entitlement and result in low productivity.

Sony is trying the host-country approach in the United States. Employees are encouraged to accept or decline styles that emerge from Japanese

headquarters, depending on American tastes. Furthermore, innovative creations are birthed at the U.S. site, all with an American flavor. Sony believes that local citizens are the best qualified for the job, as opposed to Japanese managers, because they already have a working knowledge of the language and culture, and it may be difficult for Sony to understand preferred styles otherwise.³³ The International Management in Action box “Important Tips on Working for Foreigners” gives examples of how Americans can better adapt to foreign bosses.

Third-Country Nationals

Third-country nationals (TCNs) are managers who are citizens of countries other than the country in which the MNC is headquartered or the one in which they are assigned to work by the MNC. Available data on third-country nationals are not as extensive as those on home- and host-country nationals.

third-country nationals (TCNs)

Managers who are citizens of countries other than the country in which the MNC is headquartered or the one in which the managers are assigned to work by the MNC.

A number of advantages have been cited for using TCNs. One is that the salary and benefit package usually is less than that of a home-country national, although in recent years the salary gap between the two has begun to diminish. A second reason is that the TCN may have a very good working knowledge of the region or speak the same language as the local people. This helps explain why many U.S. MNCs hire English or Scottish managers for top positions at subsidiaries in former British colonies such as Jamaica, India, the West Indies, and Kenya. It also explains why successful MNCs such as Gillette,

Coca-Cola, and IBM recruit local managers and train them to run overseas subsidiaries. Other cited benefits of using TCNs include

1. TCN managers, particularly those who have had assignments in the headquarters country, can often achieve corporate objectives more effectively than expatriates or local nationals. In particular, they frequently have a deep understanding of the corporation's policies from the perspective of a foreigner and can communicate and implement those policies more effectively to others than can expats.
2. During periods of rapid expansion, TCNs can not only substitute for expatriates in new and growing operations but also offer different perspectives that can complement and expand on the sometimes narrowly focused viewpoints of both local nationals and headquarters personnel.
3. In joint ventures, TCNs can demonstrate a global or transnational image and bring unique cross-cultural skills to the relationship.³⁴

In recent years, a new term has emerged in international Page 511 management—inpatriates. An **inpatriate**, or inpat, is an individual from a host country or a third-country national who is assigned to work in the home country. Even Japanese MNCs are beginning to rely on inpatriates to help them meet their international challenges. Harvey and Buckley report the following:

inpatriates

Individuals from a host country or third-country nationals who are assigned to work in the home country.

Important Tips on Working for Foreigners

<http://www.overseasjobs.com>

As the Japanese, South Koreans, and Europeans continue to expand their economic horizons, increased employment opportunities will be available worldwide. Is it a good idea to work for foreigners? Those who have done so have learned that there are both rewards and penalties associated with this career choice. Following are some useful tips that have been drawn from the experiences of those who have worked for foreign MNCs.

First, most U.S. managers are taught to make fast decisions, but most foreign managers take more time and view rapid decision making as unnecessary and sometimes bad. In the United States, we hear the cliché “The effective manager is right 51 percent of the time.” In Europe, this percentage is perceived as much too low, which helps explain why European managers analyze situations in much more depth than most U.S. managers do. Americans working for foreign-owned firms have to focus on making slower and more accurate decisions.

Second, most Americans are taught to operate without much direction. In Latin countries, managers are accustomed to giving a great deal of direction, and, in East Asian firms, there is little structure and direction. Americans have to learn to adjust to the decision-making process of the particular company.

Third, most Americans go home around 5 p.m. If there is more paperwork to do, they take it with them. Japanese managers, in contrast, stay late at the office and often view those who leave early as being lazy. Americans either have to adapt or have to convince the manager that they are working as hard as their peers but in a different physical location.

Fourth, many international firms say that their official language is English. However, important conversations always are carried out in the home country's language, so it is important to learn that language.

Fifth, many foreign MNCs make use of fear to motivate their people. This is particularly true in manufacturing work, where personnel are under continuous pressure to maintain high output and quality. For instance, those who do not like to work under intense conditions would have a very difficult time succeeding in Chinese auto assembly plants. Americans have to understand that humanistic climates of work may be the exception rather than the rule.

Finally, despite the fact that discrimination in employment is outlawed in the United States, it is practiced by many MNCs, including those operating in the United States. Women seldom are given the same opportunities as men, and top-level jobs almost always are reserved for home-office personnel. In many cases, Americans have accepted or accommodated to this ethnocentric (nationalistic) approach.

Nevertheless, as [Chapter 3](#) discussed, ethics and social responsibility are becoming a major issue in the international arena, and these moral challenges must be met now and in the future.

Sources: Axtell, Roger E., ed. *Do's and Taboos around the World*. New York: Wiley, 1990; Gannon, Martin J. *Understanding Global Cultures*, 2nd ed. Thousand Oaks, CA: Sage, 2001; Lewis, Richard D. *When Cultures Collide*. London: Nicholas Brealey, 1999; Holusha, John. "No Utopia but to Workers It's a Job." *New York Times*, January 29, 1989, sec. 3, 1, 10; Rice, Faye. "Should You Work for a Foreigner?" *Fortune*, August 1, 1988, 123-24; Whalen, Jeanne. "American Finds Himself Atop Russian Oil Giant in Turmoil." *Wall Street Journal*, October 30, 2003, B1.

The Japanese are reducing their unicultural orientation in their global businesses. Yoichi Morishita, president of Matsushita, has ordered that top management must reflect the cultural diversity of the countries where Matsushita does business. Sony sells 80 percent of its products overseas and recently recognized the need to become multicultural. It has appointed two foreigners to its board of directors and has plans to hire host-country nationals who are to be integrated into the top management of the parent organization. At the same time, the Chairman of Sony has stated that in five years the board of directors of Sony will reflect the diversity of countries that are important to the future of the company. Similarly, Toshiba plans to have a more representative top management and board of directors to facilitate long-run global strategies.³⁵

This growing use of inpats is helping MNCs better develop their global core competencies. As a result, a new breed of multilingual, multiexperienced, so-called global managers or transnational managers is truly emerging.³⁶ These new managers are part of a growing group of international executives who can manage across borders and do not fit the traditional third-country nationals mold. With a unified Europe and other such developments in North America and Asia, these global managers are in great demand. Additionally, with labor shortages developing in certain regions, there is a wave of migration from regions with an abundance of personnel to those where the demand is strongest.

Subcontracting and Outsourcing

Other potential sources of international management talent are subcontracting and offshore outsourcing (introduced in [Chapter 1](#)). Offshore outsourcing is made possible by the increasing organizational and technological capacity of companies to separate, coordinate, and integrate geographically dispersed human resources—whether employed directly by the firm or contracted out—across distant geographic borders. The development of this capacity can be traced to the earlier growth of international subcontracting as well as to the international diffusion of lean production systems (which originated with Japanese auto manufacturers) to other manufacturing and service sectors. In particular, service industries are exploiting inexpensive telecommunications to transmit engineering, medical, legal, and accounting services to be performed in locations previously viewed as remote. Rising levels of educational attainment in developing countries such as China, India, and the Philippines, especially in the scientific and technical fields, make offshoring increasingly attractive for a range of international human resource needs.

These developments are not without controversy, however. On the one hand, offshore outsourcing, as well as the hiring of temporary workers from abroad on special visas, similar to inpatriates, presents significant opportunities for cost savings and lower overhead. On the other hand, the recent wave of media attention has focused on widespread concern that in an age of cheap telecommunications, almost any job—professional or blue-collar—can be performed in India for a fraction of U.S. wages. In particular, as discussed in [Chapter 1](#), union groups, politicians, and NGOs have challenged MNCs' right to engage in labor “arbitrage.”

Offshoring is reaching a new era, and, while the top reason that MNCs look to other countries for labor is still to save money, there has been a

decline all around in qualified personnel, which has brought about an emerging focus on other factors, notably access to qualified personnel.

Moreover, although the cost for a computer programmer or a middle manager in India remains a small fraction of the cost for a similar employee in the United States (a software developer makes about US\$29,000 in India but about US\$157,000 in the United States, according to a 2018 study), the wage savings do not necessarily translate directly into overall savings because the typical outsourcing contract between an American company and an Indian vendor saves less than half as much as the wage differences would imply.^{37,38} Microsoft faced this challenge when it hired two Indian outsourcing companies, Infosys and Satyam, to provide skilled software architects for its projects. In this case, the work of software architects and developers was being done by employees of the Indian companies working at Microsoft facilities in the United States. Although the actual employees were paid much less than U.S. counterparts (US\$30,000 to US\$40,000), Microsoft was billed US\$90 an hour for software architects, or at a yearly rate of more than US\$180,000. The onsite work was done by Indian software engineers who came to the United States on H-1B visas, which allow foreign workers to be employed in the United States for up to six years. Microsoft also contracted work in India through the firms, with billing rates of US\$23 to US\$36 an hour.³⁹

Though politically controversial, outsourcing can save companies significant costs and is very profitable for firms that specialize in providing these services on a contract basis. U.S.-based firms such as IBM and Deloitte have developed specific competencies in global production and HR coordination, including managing the HR functions that must support it. These firms combine low labor costs, specialized technical capabilities, and coordination expertise.

Outsourcing can also create quality control problems for some companies, as demonstrated by British telecom giant BT's decision in 2016 to repatriate some of its call-center staff from India to the U.K. due to quality control problems. The move, costing BT roughly £80 million, aims to improve customer satisfaction by increasing the number of customer calls answered in the U.K. from 50 percent to 80 percent. Roughly 1,000 positions were ultimately be transferred back to the U.K.⁴⁰

Additionally, the recent implementation of protectionist policies Page 513 in many countries has led to an increased repatriation of outsourced positions from places like India. For example, recent limitations on H-1B visas in the United States, along with a push for domestic companies to bring jobs back home, have resulted in mass layoffs in India's IT sector. In 2017 and 2018, over 50,000 outsource IT positions in India were terminated.⁴¹

Despite the limitations, offshore subcontracting will remain an important tool for managing and deploying international human resources. Even in the United States, with the Trump administrations emphasis on the repatriation of jobs, more than 90,000 positions were offshored in 2019.⁴²

Although subcontracting provides important flexibility in the human resource practices of MNCs operating globally, it also requires skilled international managers to coordinate and oversee the complex relationships that arise from it. This is especially true as offshoring begins a new generation. In a survey by Duke University's Offshoring Research Network, significant differences were found in the perspectives of home (source) and host (destination) countries. Specifically, individuals in home countries were often worried about losing jobs to host countries, exacerbated by the fact that higher-end jobs are now being shipped overseas.⁴³ This is not the case from the organizations' point of view. It is becoming increasingly difficult for managers to find the appropriate talent. More and more, companies are looking overseas in areas such as R&D and procurement to supplement the

lack of experts in the home country. This does not take jobs away from home countries; it simply opens jobs globally as managers attempt to fit the skills of the worker to the job itself.⁴⁴ Furthermore, companies are very specific about which country they search when looking to fill particular job functions. [Figure 14-1](#) depicts this reality. Overall, offshoring is a trend that does not appear to be on its way out but, instead, is evolving through alternative motivators and continuing to innovatively help the company grow.

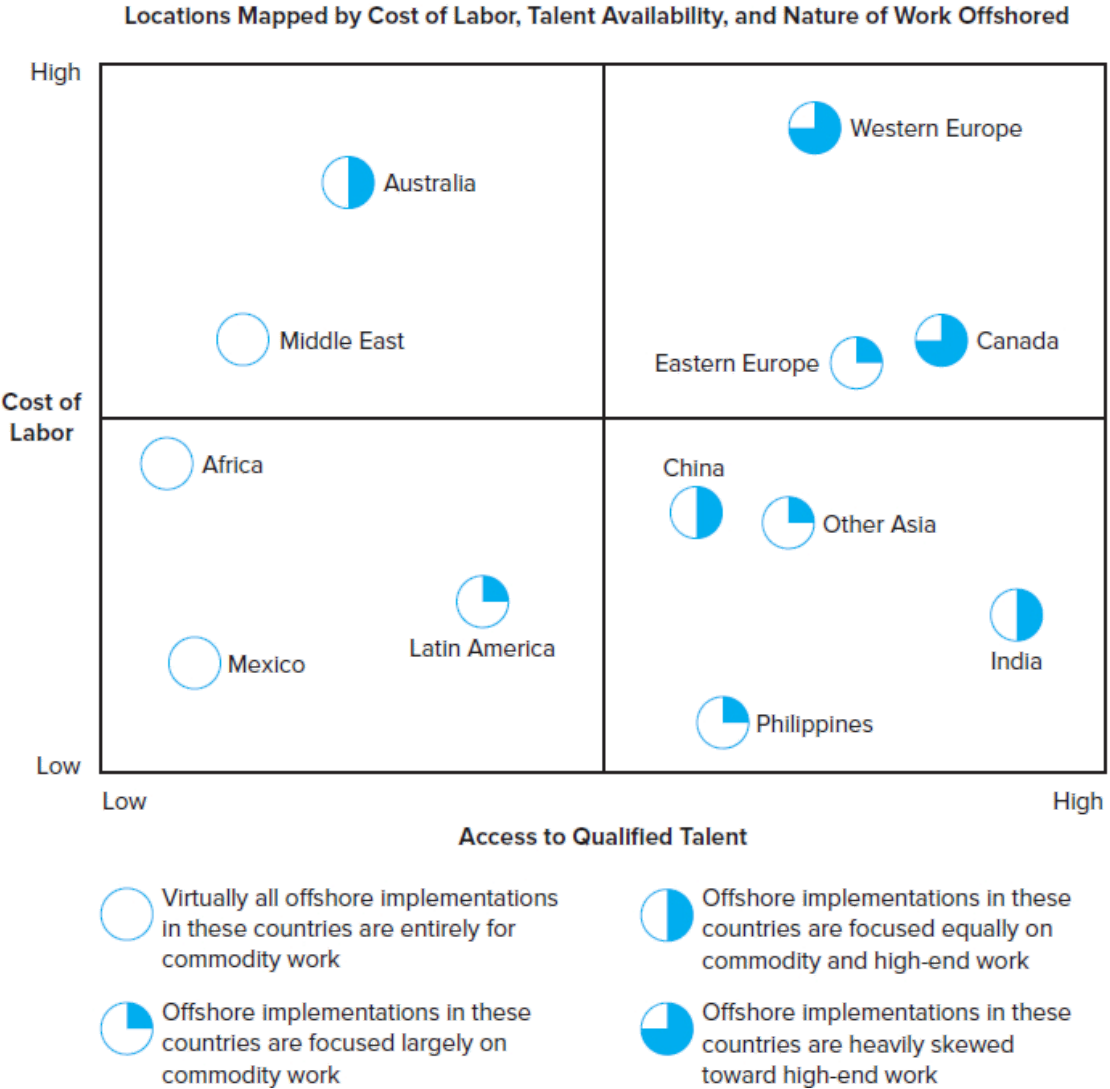


Figure 14-1
Skills MNCs Seek within Countries

Source: Lewin, Arie Y., and Vinay Couto. *Next Generation Offshoring: The Globalization of Innovation*. Durham, NC: Duke University Center for International Business Education and Research, 2007.

■ Selection Criteria for International Assignments

Making an effective selection decision for an overseas assignment can prove to be a major problem. Typically, this decision is based on [international selection criteria](#), which are factors used to choose international managers. These selections are influenced by the MNC's experience and often are culturally based. Sometimes as many as a dozen criteria are used, although most MNCs give serious consideration to only five or six.⁴⁵ [Table 14-1](#) reports the importance of some of these criteria as ranked by Australian, expatriate, and Asian managers from 60 leading Australian, New Zealand, British, and U.S. MNCs with operations in South Asia.⁴⁶

[international selection criteria](#)

Factors used to choose personnel for international assignments.

Table 14-1

Rank of Criteria in Expatriate Selection

--

	Australian Managers (n = 47)	Expatriate Managers* (n = 52)	Asian Managers (n = 15)
1. Ability to adapt	1	1	2
2. Technical competence	2	3	1
3. Spouse and family adaptability	3	2	4
4. Human relations skill	4	4	3
5. Desire to serve overseas	5	5	5
6. Previous overseas experience	6	7	7
7. Understanding of host-country culture	7	6	6
8. Academic qualifications	8	8	8
9. Knowledge of language of country	9	9	9
10. Understanding of home-country culture	10	10	10

*U.S., British, Canadian, French, New Zealand, or Australian managers working for an MNC outside their home countries.
Source: Stone, Raymond J. "Expatriate Selection and Failure." *Human Resource Planning* 14, no.1, 1991: 9-18.

General Criteria

Some selection criteria are given a great deal of weight; others receive, at best, only lip service. A company sending people overseas for the first time often will have a much longer list of criteria than will an experienced MNC that has developed a "short list."

Typically, both technical and human criteria are considered. Firms that fail to consider both often find that their rate of failure is quite high. For example, Peterson, Napier, and Shul-Shim investigated the primary criteria that MNCs use when choosing personnel for overseas assignments and found that the Japanese and American MNCs in their survey ranked both technical expertise and interpersonal skills as very important.⁴⁷ The following sections examine some of the most commonly used selection criteria for overseas assignments in more depth.

Adaptability to Cultural Change

Overseas managers must be able to adapt to change. They also need a degree of cultural toughness. Research shows that many managers are exhilarated at the beginning of their overseas assignment. After a few months, however, a form of culture shock creeps in, and they begin to encounter frustration and feel confused in their new environment. This may be a good sign because it shows that the expatriate manager is becoming involved in the new culture and not just isolating him- or herself from the environment.

As this initial and trying period comes to an end, expatriates Page 515 tend to identify more with the host-country culture, which only increases as managers become more adept at the position. As seen in [Figure 14-2](#), upon first arrival, the expatriates identify almost wholly with the home country. Over time, they become more familiar with their surroundings and become more of an integral part of the environment. This integration can lead to a higher sense of satisfaction with the job and a lessening of stress and alienation.⁴⁸

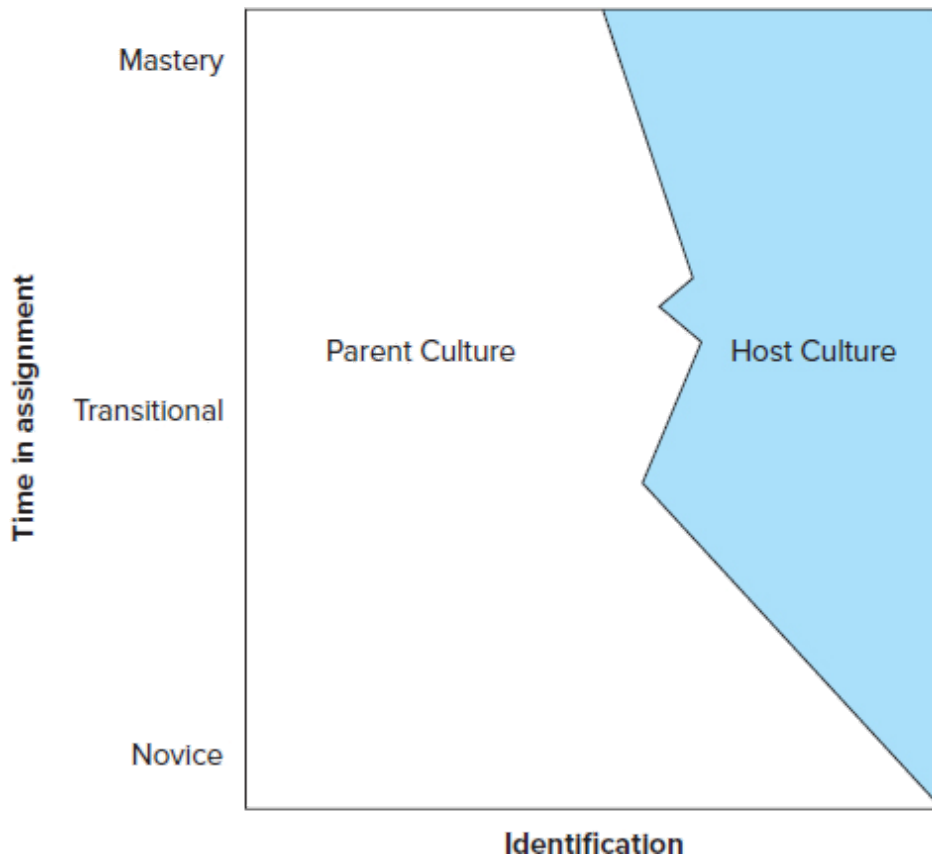


Figure 14-2
Evolution of Parent and Host Culture Identification

Source: Sanchez, Juan I., Paul E. Spector, and Cary L. Cooper. "Adapting to a Boundaryless World: A Developmental Expatriate Model." *Academy of Management* 14, no. 2 (2000): 96-106.

Organizations examine a number of characteristics to determine whether an individual is sufficiently adaptable. Examples include work experiences with cultures other than one's own, previous overseas travel, knowledge of foreign languages (fluency generally is not necessary), and recent immigration background or heritage. Others include (1) the ability to integrate with different people, cultures, and types of business organizations; (2) the ability to sense developments in the host country and accurately evaluate them; (3) the ability to solve problems within different frameworks and from different perspectives; (4) sensitivity to the fine print of differences of culture, politics, religion, and ethics, in addition to individual differences; and (5) flexibility in

managing operations on a continuous basis despite lack of assistance and gaps in information.

In research conducted among expatriates in China, Selmar found that those who were best able to deal with their new situation had developed coping strategies characterized by sociocultural and psychological adjustments, including (1) feeling comfortable that their work challenges can be met, (2) being able to adjust to their new living conditions, (3) learning how to interact well with host-country nationals outside of work, and (4) feeling reasonably happy and being able to enjoy day-to-day activities.⁴⁹ And Caligiuri, after examining how host nationals help expatriates adjust, reported that certain types of personality characteristics are important in this process. In particular, her findings suggest that greater contact with host nationals helps with cross-cultural adjustment when the person also possesses the personality trait of openness. She also found that sociability is directly related to effective adjustment.⁵⁰

Physical and Emotional Health

Most organizations require that their overseas managers have good physical and emotional health. Some examples are fairly obvious. An employee with a heart condition or a nervous disorder would not be considered. The psychological ability of individuals to withstand culture shock, if this could be discerned, would be an issue, as would the current marital status as it affected an individual's ability to cope in a foreign environment. For example, one U.S. oil company operating in the Middle East considers middle-aged men with grown children to be the best able to cope with culture shock, and for some locations in the desert, considers people from Texas or southern California to be a better fit than those from New England.

Age, Experience, and Education

Most MNCs strive for a balance between age and experience. There is evidence that younger managers are more eager for international assignments. These managers tend to be more “worldly” and have a greater appreciation of other cultures than older managers do. By the same token, young people often are the least developed in management experience and technical skills; they lack real-world experience. To gain the desired balance, many firms send both young and seasoned personnel to the same overseas post. Many companies consider an academic degree, preferably a graduate degree, to be of critical importance to an international executive; however, universal agreement regarding the ideal type of degree is nonexistent. MNCs, of course, use formal education only as a point of departure for their own training and development efforts. For example, Siemens of Germany gives members of its international management team specific training designed to help them deal more effectively with the types of problems they will face on the job.

Language Training

The ability to speak the language of the country in which a manager is doing business can be extremely valuable. One recognized weakness of many MNCs is that they do not give sufficient attention to the importance of language training. English is the primary language of international business, and most expatriates from all countries can converse in English. Those who can speak only English are at a distinct disadvantage when doing business in non-English-speaking countries, however. In other words, language can be a critical factor.

Traditionally, managers from English-speaking countries have done very poorly in the language area. However, in recent years, expatriates have made an effort to improve their conversational skills. According to the 2015 HSBC

“Expatriate Explorer,” 63 percent of employees on an international assignment ultimately learned the local language. The level of development within the host country appears to significantly impact whether or not expatriates work to improve their speaking skills; in developed countries, 67 percent of expatriates made an attempt to learn the host country's language, while only 51 percent of those in developing nations made an attempt.⁵¹

For many expatriates, being able to speak with locals in their own language is a major milestone in finally feeling connected to the foreign country. This is especially important for countries like Russia, where successful integration is heavily dependent on being able to converse in Russian; of expatriates surveyed there, more than 70 percent were making an effort to improve their speech skills.⁵²

Motivation for a Foreign Assignment

Although individuals being sent overseas should have a desire to work abroad, this usually is not sufficient motivation. International management experts contend that the candidate also must believe in the importance of the job and even have something of an element of idealism or a sense of mission. Applicants who are unhappy with their current situation at home and are looking to get away seldom make effective overseas managers.

Some experts believe that a desire for adventure or a pioneering spirit is an acceptable reason for wanting to go overseas. Other motivators that often are cited include the desire to increase one's chances for promotion and the opportunity to improve one's economic status. For example, many U.S. MNCs regard international experience as being critical for promotion to the upper ranks. In addition, thanks to the supplemental wage and benefit package, U.S. managers sometimes find that they can make, and especially save, more money than if they remained stateside.

And, while many may romanticize the expatriate life, it is clear that the travel mystique continues to motivate professionals to desire and seek an assignment abroad. A recent survey found that at least 40 percent of Britons say that they would like to work or retire abroad. And, according to a report in the British *Daily Telegraph*,

And it's not just about the sunshine. Becoming an expatriate is an adventure, a new beginning, a fresh start, and it is in human nature to want to explore. Global mobility is as old as humankind itself. The ancient migration routes of our earliest ancestors are well documented and the distances travelled by primitive man still continue to amaze. There were even expatriates in the Bible—consider the exodus from Egypt for example. Indeed, the forced expatriation of Adam and Eve from the garden of Eden is the starting point for the entire Biblical narrative. Was Eve the very first “trailing spouse”? In more recent times entire civilizations have been influenced by explorers such as Marco Polo, Christopher Columbus, Captain Cook and the Pilgrim Fathers. So moving across continents is nothing new but its continued rise has been underpinned by the drive towards globalization aided by the revolution in communication throughout the 20th century. Technologies have allowed companies to globalize in ways which were simply unimaginable in earlier times. Indeed such is the commitment to globalization, that many major companies now structure their reporting lines along global delivery lines rather than local geographic control.⁵³

Spouses and Dependents or Work-Family Issues

Spouses and dependents are another important consideration when a person is to be chosen for an overseas assignment. If the family is not happy, the manager often performs poorly and may either be terminated or simply decide to leave the organization. Shaffer and her associates collected multisource data from 324 expatriates in 46 countries and found that the amount of organizational support an expatriate feels he or she is receiving and the interplay between the person's work and family domains have a direct and unique influence on the individual's intentions regarding staying with or leaving the enterprise.⁵⁴ For this reason, some firms interview both the spouse and the manager before deciding whether to approve the assignment. This can

be a very important decision for the firm because it focuses on the importance of family as a critical issue to a successful assignment. One popular approach in appraising the family's suitability for an overseas assignment is called [adaptability screening](#). This process evaluates how well the family is likely to stand up to the rigors and stress of overseas life. The company looks for a number of things in this screening, including how closely knit the family is, how well it can withstand stress, and how well it can adjust to a new culture and climate. The reason this family criterion receives so much attention is that MNCs have learned that an unhappy executive will be unproductive on the job and the individual will want to transfer home long before the tour of duty is complete. These findings were affirmed and extended by Borstorff and her associates, who examined the factors associated with employee willingness to work overseas and concluded that

adaptability screening

The process of evaluating how well a family is likely to stand up to the stress of overseas life.

1. Unmarried employees are more willing than any other group to accept expat assignments.
2. Married couples without children at home or those with nonteenage children are probably the most willing to move.
3. Prior international experience appears associated with willingness to work as an expatriate.
4. Individuals most committed to their professional careers and to their employing organizations are prone to be more willing to work as expatriates.

5. Careers and attitudes of spouses will likely have a significant impact on employee willingness to move overseas.
6. Employee and spouse perceptions of organizational support for expatriates are critical to employee willingness to work overseas.⁵⁵

These findings indicate that organizations cannot afford to Page 518 overlook the role of the spouse in the expat selection decision process. What, in particular, can be done to address their concerns?⁵⁶ [Table 14-2](#) provides some insights into this answer. Additionally, the table adds a factor often overlooked in this process—situations in which the wife is being assigned overseas and the husband is the “other” spouse. Although many of the concerns of the male spouse are similar to those of spouses in general, a close look at [Table 14-2](#) shows that some of the concerns of the males are different in their rank ordering.

Table 14-2

Activities That Are Important for Expatriate Spouses

(scale: 1-5, 5 = Very important)

Mean Score	Activity
Average from All Respondents	
4.33	Company help in obtaining necessary paperwork (permits, etc.) for spouse
4.28	Adequate notice of relocation
4.24	Predeparture training for spouse and children

Mean Score	Activity
4.23	Counseling for spouse regarding work/activity opportunities in foreign location
4.05	Employment networks coordinated with other international networks
3.97	Help with spouse's re-entry into home country
3.93	Financial support for education
3.76	Compensation for spouse's lost wages and/or benefits
3.71	Creation of a job for spouse
3.58	Development of support groups for spouses
3.24	Administrative support (office space, secretarial services, etc.) for spouse
3.11	Financial support for research
3.01	Financial support for volunteer activities
2.90	Financial support for creative activities
Average from Male Spouses	
4.86	Employment networks coordinated with other international organizations
4.71	Help with spouse's re-entry into home country

Mean Score	Activity
4.71	Administrative support (office space, secretarial services, etc.) for spouse
4.57	Compensation for spouse's lost wages and/or benefits
4.29	Adequate notice of relocation
4.29	Counseling for spouse regarding work/activity opportunities in foreign location
3.86	Predeparture training for spouse and children
3.71	Creation of a job for spouse
3.71	Financial support for volunteer activities
3.43	Financial support for education
3.14	Financial support for research
3.14	Financial support for creative activities
3.00	Development of support groups for spouses

Source: Punnett, Betty Jane. "Towards Effective Management of Expatriate Spouses." *Journal of World Business* 32, no. 3, (1997): 243-57.

Leadership Ability

The ability to influence people to act in a particular way—leadership—is another important criterion in selecting managers for an international

assignment. Determining whether a person who is an effective leader in the home country will be equally effective in an overseas environment can be difficult, however. When determining whether an applicant has the desired leadership ability, many firms look for specific characteristics, such as maturity, emotional stability, the ability to communicate well, independence, initiative, creativity, and good health. If these characteristics are present and the person has been an effective leader in the home country, MNCs assume that the individual also will do well overseas.

Other Considerations

Applicants also can take certain steps to prepare themselves better for international assignments. Tu and Sullivan suggest the applicant can carry out a number of different phases of preparation.⁵⁷ In phase one, they suggest focusing on self-evaluation and general awareness. This includes answering the question, Is an international assignment really for me? Other questions in the first phase include finding out if one's spouse and family support the decision to go international and collecting general information on the available job opportunities.

Phase two is characterized by a concentration on activities that should be completed before a person is selected. Some of these include (1) conducting a technical skills match to ensure that one's skills are in line with those that are required for the job; (2) starting to learn the language, customs, and etiquette of the region where one will be posted; (3) developing an awareness of the culture and value systems of this geographic area; and (4) making one's superior aware of this interest in an international assignment.

The third phase consists of activities to be completed after being selected for an overseas assignment. Some of these include (1) attending training sessions provided by the company; (2) conferring with colleagues

who have had experience in the assigned region; (3) speaking with expatriates and foreign nationals about the assigned country; and, (4) if possible, visiting the host country with one's spouse before the formally scheduled departure.

■ Economic Pressures and Trends in Expat Assignments

Despite the economic stagnation in many markets across the globe, most MNCs continue to make overseas assignments. A 2017 survey of 124 MNCs, conducted by Brookfield Global Relocation Services, found that nearly half of the companies surveyed planned to increase the number of mobile employee assignments at their organizations. Additionally, mobile employees were consistently more likely than their home-based peers to receive a promotion within the first year of returning from their overseas assignment. Most companies surveyed indicated that they intend to better align their business functions and increase their investment in technology as they redesign and improve their mobile assignments for future employees.⁵⁸

Despite the continued support for mobile employee programs by many MNCs, international assignments can fail. More often, employees reject expatriate opportunities when they arise. Not surprisingly, issues relating to employees' families were cited as the most common reasons for assignment refusal. In a previous study also conducted by Brookfield Global Relocation Services, 38 percent of those surveyed stated that family concerns were their primary reason for assignment refusal. Another 17 percent indicated that their spouse's career was their number one reason to reject an overseas assignment. When asked about overcoming the challenges that their expatriate programs faced, 40 percent of employers responded that helping employees overcome family adjustment issues was "very critical." Overcoming educational challenges faced by employees' children was rated equally as high. If

employers are aiming to decrease assignment rejection due to family concerns, they may need to improve the familial benefits that they provide. For example, of the employers surveyed, only 8 percent provided assistance to support elderly family members while employees were away on assignment. Additionally, less than half of the companies surveyed offered any kind of spousal support in the areas of obtaining a work permit, providing employment search services, assisting with education, or identifying local support networks.⁵⁹

International assignments can be incredibly expensive. Three-quarters of the companies surveyed stated that they were facing increasing pressure to reduce the overall cost of their expatriate programs. Part of this pressure may be due to the fact that traditional financial metrics, such as return on investment, are not utilized by the overwhelming majority of Page 520 companies when evaluating the success or failure of their overseas program. The primary objectives of most international assignments are not directly profit-based, and more than half of the employers surveyed indicated that return on investment would be difficult to quantify. Other findings from the survey included

- Nineteen percent of expatriates were women.
- Seventy-one percent of expatriates were 30 to 49 years old.
- Seventy-four percent of expatriates were married, higher than the 66 percent historical average.
- Fifty-two percent of expatriates had children accompanying them.
- Spouses and partners accompanied 80 percent of expatriates, representing a slight decrease over the last decade.
- Nearly half of the spouses were employed before an assignment but not during it. Only 4 percent were employed during an assignment

but not before; 11 percent were employed both before and during the assignment.

- Fifty-six percent of expatriates were relocated to or from the headquarters country, and nearly two-thirds were relocated to a country outside their region.
- The United States, China, and the United Kingdom were the most frequently cited locations for expatriate assignments.
- Brazil, China, and the U.A.E. were the primary emerging destinations.
- China, India, and the United Kingdom were cited as the locations with the highest assignment failure rates.⁶⁰

■ International Human Resource Selection Procedures

MNCs use a number of selection procedures. The two most common are tests and interviews. Some international firms use one; a smaller percentage employ both. Theoretical models containing the variables that are important for adjusting to an overseas assignment have been developed. These adjustment models can help contribute to more effective selection of expatriates. The following sections examine traditional testing and interviewing procedures and then present an adjustment model.

Testing and Interviewing Procedures

Some evidence suggests that although some firms use testing, it is not extremely popular. For example, an early study found that almost 80 percent of the 127 foreign operations managers who were surveyed reported that their companies used no tests in the selection process.⁶¹ This contrasts with the more widespread testing that these firms use when selecting domestic

managers. Many MNCs report that the costs, questionable accuracy, and poor predictive record make testing of limited value.

Many firms do use interviews to screen people for overseas assignments. One expert notes, “It is generally agreed that extensive interviews of candidates (and their spouses) by senior executives still ultimately provide the best method of selection.”⁶² Tung's research supports these comments. For example, 52 percent of the U.S. MNCs she surveyed reported that in the case of managerial candidates, MNCs conducted interviews with both the manager and his or her spouse, and 47 percent conducted interviews with the candidate alone. Concerning these findings, Tung concluded the following:

These figures suggest that in management-type positions which involve more extensive contact with the local community, as compared to technically oriented positions, the adaptability of the spouse to living in a foreign environment was perceived as important for successful performance abroad. However, even for technically oriented positions, a sizable proportion of the firms did conduct interviews with both candidate and spouse. This lends support to the contention of other researchers that MNCs are becoming increasingly cognizant of the importance of this factor to effective performance abroad.⁶³

The Adjustment Process

International human resource management specialists have developed models that help explain the factors involved in effectively adjusting to overseas assignments.^{64,65} These adjustment models help identify the underpinnings of the effective selection of expatriates.

There are two major types of adjustments that an expatriate must make when going on an overseas assignment: anticipatory and in-country adjustments. Anticipatory adjustment is carried out before the expat leaves for the assignment and is influenced by a number of important factors. One factor is the predeparture training that is provided. This often takes the form of cross-cultural seminars or workshops, and it is designed to acquaint expats with the culture and work life of the country to which they will be posted.

Another factor affecting anticipatory adjustment is the previous experience the expat may have had with the assigned country or with countries with similar cultures. The organizational input into anticipatory adjustment is most directly related and concerned with the selection process. Traditionally, MNCs relied on only one important selection criterion for overseas assignments: technical competence. Obviously, technical competence is important, but it is only one of a number of skills that will be needed. If the MNC concentrates only on technical competence as a selection criterion, then it is not properly preparing the expatriate managers for successful adjustment in overseas assignments. As a result, expats are going to go abroad believing that they are prepared to deal with the challenges awaiting them, and they will be wrong.

In-country adjustment takes place once the expatriate is on site, and a number of factors will influence his or her ability to adjust effectively. One factor is the expat's ability to maintain a positive outlook in the face of a high-pressure situation, to interact well with host nationals, and to perceive and evaluate the host country's cultural values and norms correctly. A second factor is the job itself, as reflected by the clarity of the role the expat plays in the host management team, the authority the expat has to make decisions, the newness of the work-related challenges, and the amount of role conflict that exists. A third factor is the organizational culture and how easily the expat can adjust to it. A fourth is nonwork matters, such as the toughness with which the expatriate faces a whole new cultural experience and how well his or her family can adjust to the rigors of the new assignment. A fifth and final factor identified in the adjustment model is the expat's ability to develop effective socialization tactics and to understand “what's what” and “who's who” in the host organization.

Another model of expatriate adjustment emphasizes the formation of network ties in the host country to obtain critical informational and emotional support resources, proposing a five-stage process model that delineates how

expatriates form adjustment-facilitating support ties in a culturally unfamiliar context:

- Stage 1: factors influencing expatriates' motivation to seek support from actors in the host country
- Stage 2: factors influencing expatriates' selection of and support seeking toward actors
- Stage 3: factors influencing contacted actors' ability and willingness to provide support
- Stage 4: factors influencing expatriates' utilization of received support
- Stage 5: factors influencing expatriates' addition of actors to network⁶⁶

These anticipatory and in-country factors will influence the expatriate's mode and degree of adjustment to an overseas assignment. They can help explain why effective selection of expatriates is multifaceted and can be very difficult and challenging. But, if all works out well, the individual can become a very important part of the organization's overseas operations. McCormick and Chapman illustrated this by showing the changes that an expat goes through as he or she seeks to adjust to the new assignment.⁶⁷ As seen in [Figure 14-3](#), early enthusiasm often gives way to cold reality, and the expat typically ends up in a search to balance personal and work demands with the new environment. In many cases, fortunately, everything works out well. Additionally, one of the ways in which MNCs often try to put potential expats at ease about their new assignment is by presenting an attractive compensation package.

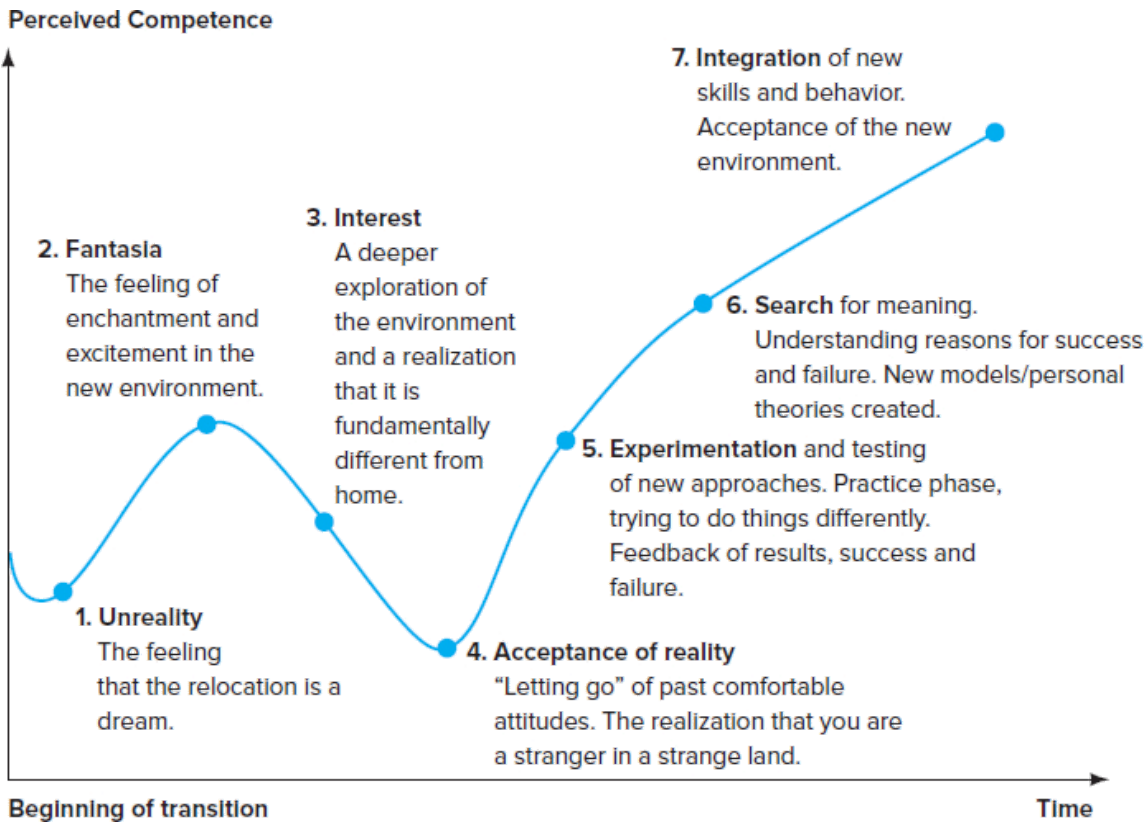


Figure 14-3

The Relocation Transition Curve

Source: McCormick, Iain, and Tony Chapman. "Executive Relocation: Personal and Organizational Tactics." In *Managing Across Cultures: Issues and Perspectives*, edited by Pat Joynt and Malcolm Warner, 368. London: International Thomson Business Press, 1996.

■ Compensation

One of the reasons there has been a decline in the number of expats in recent years is that MNCs have found that the expense can be prohibitive. Reynolds estimated that on average, "expats cost employers two to five times as much as home-country counterparts and frequently ten or more times as much as local nationals in the country to which they are assigned."⁶⁸ Cost of living in some major cities is extremely high, and these expenses must be included somewhere in the compensation package. [Figure 14-4](#) shows the ten most and least expensive global cities, as of 2018.

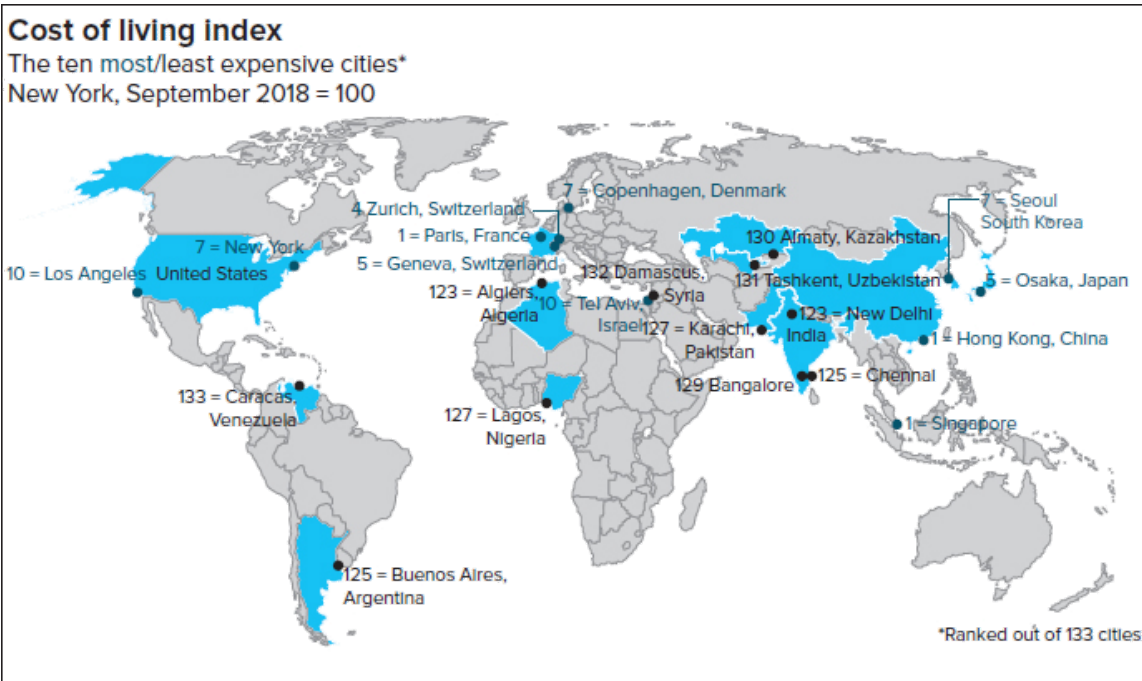


Figure 14-4

Cost-of-Living Index, 10 Most and Least Expensive Cities, 2018

Source: "The World's Most Expensive Cities." *The Economist*, March 19, 2019.

<https://www.economist.com/graphic-detail/2019/03/19/the-worlds-most-expensive-cities>.

Note: cities with the same ranking are tied.

The recession of the late 2000s placed additional pressure on firms to control costs associated with expatriate assignments; this trend has continued even as the global economy is now thriving. During the height of the crisis in 2009, Mercer reported that nearly 40 percent of MNCs were planning on revising their current international assignment policy in the face of declining corporate growth and profitability, as well as an uncertain economic environment. The increasing trend toward localization reflects companies' efforts to either tap into the local talents or to offer less generous packages to locally hired foreign workers. This localization approach was quite consistent among regions and countries around the world, including for companies operating in emerging markets (such as China, India, and Vietnam), where the local compensation and benefits packages are less generous than home-

country plans. In terms of expatriate benefits and allowances, the elements that are least likely to be eliminated for localized employees are housing allowances and education benefits. Mercer did find that localization is practiced in Europe and in North America more than in Latin America and Asia Pacific. In recent years, however, localization has picked up in ^{Page 523} the Asia Pacific region, particularly as companies want to tap into the regional talent pool and contain costs.⁶⁹

Common Elements of Compensation Packages

The overall compensation package often varies from country to country. As Bailey noted,

Compensation programs implemented in a global organization will not mirror an organization's domestic plan because of differences in legally mandated benefits, tax laws, cultures, and employee expectation based on local practices. The additional challenge in compensation design is the requirement that excessive costs be avoided and at the same time employee morale be maintained at high levels.⁷⁰

There are five common elements in the typical expatriate compensation package: base salary, benefits, allowances, incentives, and taxes.

Base Salary Base salary is the amount of money an expatriate normally receives in the home country. In the United States, this has often been in the range of US\$200,000-US\$300,000 for upper-middle managers in recent years, and this rate is similar to that paid to managers in both Japan and Germany. In 2018, expatriates from the United States could expect a base salary that was, on average, US\$21,000 more than they would receive if working the same job in the U.S.⁷¹ The exchange rates, of course, also affect the real wages.

Expatriate salaries typically are set according to the base pay of the home countries. Therefore, a German manager working for a U.S. MNC and assigned to Spain would have a base salary that reflected the salary structure in Germany. U.S. expatriates have salaries tied to U.S. levels. The salaries usually are paid in home currency, local currency, or a combination of the two. The base pay also serves as the benchmark against which bonuses and benefits are calculated.

Benefits Approximately one-third of the compensation for regular employees is benefits. These benefits compose a similar, or even larger, portion of expat compensation. A number of thorny issues surround compensation for expatriates, however. These include

1. Whether MNCs should maintain expatriates in home-country benefit programs, particularly if these programs are not tax-deductible
2. Whether MNCs have the option of enrolling expatriates in host-country benefit programs or making up any difference in coverage
3. Whether host-country legislation regarding the termination of employment affects employee benefits entitlements
4. Whether the home or host country is responsible for the expatriates' social security benefits
5. Whether benefits should be subject to the requirements of the home or host country
6. Which country should pay for the benefits
7. Whether other benefits should be used to offset any shortfall in coverage
8. Whether home-country benefits programs should be available to local nationals

Most U.S.-based MNCs include expatriate managers in their home-office benefits program at no additional cost to the expats. If the host country requires expats to contribute to their social security program, the MNC typically picks up the tab. Fortunately, several international agreements between countries recently have eliminated such dual coverage and expenses.

Additionally, MNCs often provide expatriates with extra vacation and with special leaves. The MNC typically will pay the airfare for expats and their families to make an annual visit home, for emergency leave, and for expenses when a relative in the home country is ill or dies.

Allowances Allowances are an expensive feature of expatriate compensation packages. One of the most common parts is a cost-of-living allowance—a payment for differences between the home country and the overseas assignment. This allowance is designed to provide the expat with the same standard of living that he or she enjoyed in the home country, and it may cover a variety of expenses, including relocation, housing, education, and hardship.

Relocation expenses typically involve moving, shipping, and storage charges that are associated with personal furniture, clothing, and other items that the expatriate and his or her family are (or are not) taking to the new assignment. Related expenses also may include cars and club memberships in the host country, although these perks commonly are provided only to senior-level expats.

Housing allowances cover a wide range. Some firms provide the expat with a residence during the assignment and pay all associated expenses. Others give a predetermined housing allotment each month and let expats choose their own residence. Additionally, some MNCs help those going on assignment with the sale or lease of the house they are leaving behind; if the

house is sold, the company usually pays closing costs and other associated expenses.

Education allowances for the expat's children are another integral part of the compensation package. These expenses cover costs such as tuition, enrollment fees, books, supplies, transportation, room, board, and school uniforms. In some cases, expenses to attend postsecondary schools also are covered.

Hardship allowances are designed to induce expats to work in hazardous areas or in an area with a poor quality of life. Those who are assigned to Eastern Europe, China, and some Middle Eastern countries sometimes are granted a hardship premium. These payments may be in the form of a lump sum (\$10,000 to \$50,000) or a percentage (15 to 50 percent) of the expat's base compensation.

Incentives In recent years, some MNCs have also been designing special incentive programs for keeping expats motivated. In the process, a growing number of firms have dropped the ongoing premium for overseas assignments and replaced it with a one-time, lump-sum premium. For example, in the early 1990s, over 60 percent of MNCs gave ongoing premiums to their expats. Today that percentage is under 50 percent and continuing to decline. Peterson and his colleagues, for example, examined the human resource policies of 24 U.S., British, German, and Japanese subsidiaries and found that in only 10 of the cases did the multinational have a policy of paying expatriates higher compensation than they would have received if they had stayed in their home country.⁷²

The lump-sum payment has a number of benefits. One is that Page 525 expats realize that they will be given this payment just once—when they move to the international locale. So the payment tends to retain its value as an incentive. A second is that the costs to the company are less because there is

only one payment and no future financial commitment. A third is that because it is a separate payment, distinguishable from regular pay, it is more readily available for saving or spending.

The specific incentive program that is used will vary, and expats like this. Researchers, for example, have found that some of the factors that influence the type and amount of incentive include whether the person is moving within or between continents and where the person is being stationed. [Table 14-3](#) provides survey information related to worldwide employer incentive practices.

**Table 14-3
Employer Incentive Practices around the World**

Percent of MNCs Paying for Moves within Continents				
Type of Premium	Asia	Europe	North America	Total
Ongoing	62%	46%	29%	42%
Lump-sum	21	20	25	23
None	16	27	42	32
Percent of MNCs Paying for Moves between Continents				
Type of Premium	Asia	Europe	North America	Total
Ongoing	63%	54%	39%	49%
Lump-sum	24	18	30	26
None	13	21	27	22

Source: Latta, Geoffrey W. "Expatriate Incentives: Beyond Tradition." *HR Focus*, March 1998.

Finally, it is important to recognize that growing numbers of MNCs are beginning to phase out incentive premiums. Instead, they are focusing on creating a cadre of expats who are motivated by nonfinancial incentives.

Taxes Another major component of expatriate compensation is tax equalization. For example, an expat may have two tax bills, one from the host

country and one from the U.S. Internal Revenue Service, for the same pay. As of 2019, IRS Code Section 911 permitted a deduction of up to US\$105,900 on foreign-earned income. Top-level expats often earn far more than this, however; thus, they may pay two tax bills for the amount by which their pay exceeds US\$105,900.

Usually, MNCs pay the extra tax burden. The most common way is by determining the base salary and other extras (e.g., bonuses) that the expat would make if based in the home country. Taxes on this income then are computed and compared with the taxes due on the expat's income. Any taxes that exceed what would have been imposed in the home country are paid by the MNC, and any windfall is kept by the expat as a reward for taking the assignment.

Tailoring the Package

Working within the five common elements just described, MNCs tailor compensation packages to fit the specific situation. For example, senior-level managers in Japan are paid only around four times as much as junior staff members. This is in sharp contrast to the United States, where the Page 526 multiple is much higher. A similar situation exists in Europe, where many senior-level managers make far less than their U.S. counterparts and stockholders, politicians, and the general public oppose U.S.-style affluence. Can a senior-level U.S. expat be paid a salary that is significantly higher than local senior-level managers in the overseas subsidiary, or would the disparity create morale problems? This is a difficult question and must be given careful consideration. One solution is to link pay and performance to attract and retain outstanding personnel.

In formulating the compensation package, a number of approaches can be used. The most common is the [balance-sheet approach](#), which involves

ensuring that the expat is “made whole” and does not lose money by taking the assignment. A second and often complementary approach is negotiation, which involves working out a special, ad hoc arrangement that is acceptable to both the company and the expat. A third approach, **localization**, involves paying the expat a salary that is comparable to the salaries of local nationals. This approach most commonly is used with individuals early in their careers who are being given a long-term overseas assignment. A fourth approach is the **lump-sum method**, which involves giving the expat a predetermined amount of money and letting the individual make his or her own decisions regarding how to spend it. A fifth is the **cafeteria approach**, which entails giving expats a series of options and letting them decide how to spend the available funds. For example, expats who have children may opt for private schooling; expats who have no children may choose a chauffeur-driven car or an upscale apartment. A sixth method is the **regional system**, under which the MNC sets a compensation system for all expats who are assigned to a particular region, so that (for example) everyone going to Europe falls under one particular system and everyone being assigned to South America is covered by a different system.^{73,74} The most important thing to remember about global compensation is that the package must be cost-effective and fair. If it meets these two criteria, it likely will be acceptable to all parties.

balance-sheet approach

An approach to developing an expatriate compensation package that ensures the expat is “made whole” and does not lose money by taking the assignment.

localization

An approach to developing an expatriate compensation package that involves paying the expat a salary comparable to that of local nationals.

lump-sum method

An approach to developing an expatriate compensation package that involves giving the expat a predetermined amount of money and letting the individual make his or her own decisions regarding how to spend it.

cafeteria approach

An approach to developing an expatriate compensation package that entails giving the individual a series of options and letting the person decide how to spend the available funds.

regional system

An approach to developing an expatriate compensation package that involves setting a compensation system for all expats who are assigned to a particular region and paying everyone in accord with that system.

As a result of the 2008-2010 recession, many companies made permanent changes to their expatriate staffing and compensation practices. While many companies have developed short-term assignment and business-travel policies to more efficiently fill their staffing needs, more comprehensive measures, such as shifting home-country employees working in foreign locations from expatriate to “local plus” packages, are becoming more common.⁷⁵ Participants in two surveys by HR consultancy ORC Worldwide—Survey on Local-Plus Packages in Hong Kong and Singapore and Survey on Local-Plus Packages for Expatriates in China—report a growing trend toward expatriate “light” or “local-plus” packages. “These alternative packages often base the assignee's salary on host country pay structures,” says Phil Stanley, managing director of ORC Worldwide's Asia-Pacific region, “but then tack on a few expatriate type benefits, such as some form of housing assistance and possibly an allowance to partially cover children's education.”⁷⁶

■ Individual and Host-Country Viewpoints

Until now, we have examined the selection process mostly from the standpoint of the MNC: What will be best for the company? However, two additional perspectives for selection warrant consideration: (1) that of the individual who is being selected and (2) that of the country to which the candidate will be sent. Research shows that each has specific desires and motivations regarding the expatriate selection process.

Candidate Motivations

Why do individuals accept foreign assignments? One answer is a greater demand for their talents abroad than at home. For example, a growing number of senior U.S. managers have moved to Mexico because of Mexico's growing need for experienced executives. The findings of one early study Page 527 grouped the participating countries into clusters: Anglo (Australia, Austria, Canada, India, New Zealand, South Africa, Switzerland, United Kingdom, and United States), Northern European (Denmark, Finland, Norway), French (Belgium and France), Northern South American (Colombia, Mexico, and Peru), Southern South American (Argentina and Chile), and Independent (Brazil, Germany, Israel, Japan, Sweden, and Venezuela).⁷⁷ Within these groupings, researchers were able to identify major motivational differences. Some of their findings included

1. The Anglo cluster was more interested in individual achievement and less interested in the desire for security than any other cluster.
2. The French cluster was similar to the Anglo cluster, except that less importance was given to individual achievement and more to security.
3. Countries in the Northern European cluster were more oriented to job accomplishment and less to getting ahead; considerable

importance was assigned to jobs not interfering with personal lives.

4. In the South American clusters, individual achievement goals were less important than in most other clusters. Fringe benefits were particularly important to the South American groups.
5. The Germans were similar to those in the South American clusters, except that they placed a greater emphasis on advancement and earnings.
6. The Japanese were unique in their mix of desires. They placed high value on earnings opportunities but low value on advancement. They were high on challenge but low on autonomy. At the same time, they placed strong emphasis on working in a friendly, efficient department and having good physical working conditions.

Another interesting focus of attention has been on those countries that expatriates like best. A study conducted by Ingemar Torbiorn found that the 1,100 Swedish expatriates surveyed were at least fairly well satisfied with their host country and in some cases were very satisfied. Five of the countries that they liked very much were Switzerland, Belgium, England, the United States, and Portugal.⁷⁸ These countries are still popular today, which makes sense because they are included in the top tier of countries with the highest quality of life. The criteria include such things as family life, economic life, unemployment rates, and political stability to determine how safe or attractive the country is.

Host-Country Desires

Although many MNCs try to choose people who fit in well, little attention has been paid to the host country's point of view. Whom would it like to see put in managerial positions? One study that compared U.S., Indonesian, and Mexican managers found that behaviors can distinguish them from one another and that

host countries would prefer a managerial style similar to that of their country.⁷⁹ For example, positive managerial behaviors, such as honesty and follow-through with employees, distinguish Indonesian and U.S. managers from Mexican managers. As seen in [Chapter 4](#), this could partially be due to the power distance suggested by Hofstede. Furthermore, negative managerial behaviors, such as public criticism and discipline toward employees, also distinguish Indonesian and U.S. managers from Mexican managers. It has been suggested that the dynamic in the workplace has to do with the familial structure, namely that Mexican workers place a higher value on family over work than do their U.S. or Indonesian counterparts. This can be a factor in how the positive and negative behaviors are expressed in each country, as outlined in [Figure 14-5](#) and [Figure 14-6](#). Overall, it is important for managers to take the host-country perspectives into consideration, or it could result in an ineffectual endeavor.

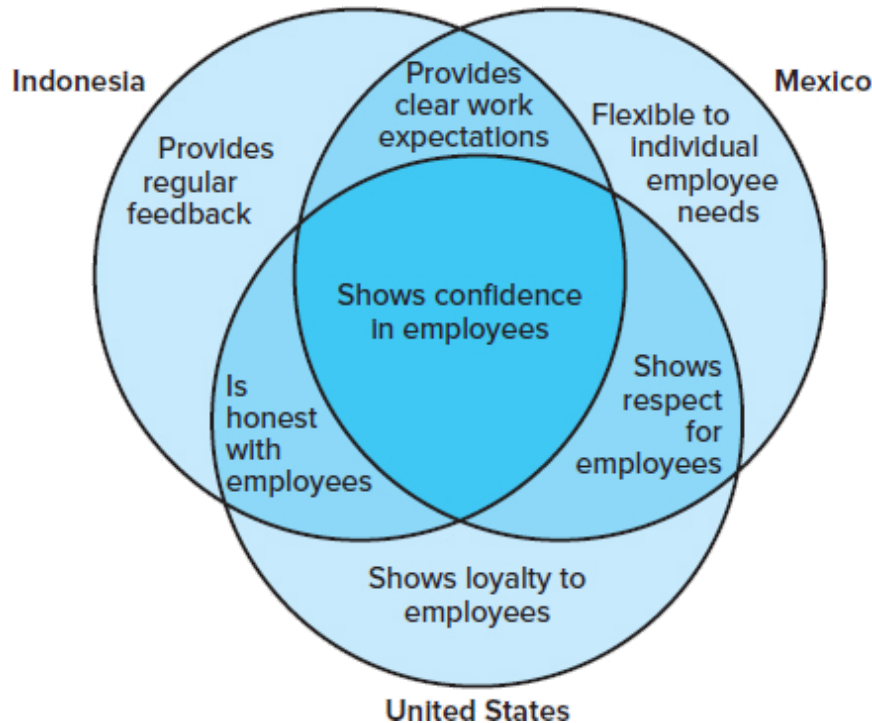


Figure 14-5
Comparative Positive Managerial Behavior by Country

Source: Vance, Charles M., and Yongsun Paik. "One Size Fits all in Expatriate Pre-Departure Training?" *Journal of Management Development* 21, no. 7 (2002): 557-71.




Figure 14-6

Comparative Negative Managerial Behavior by Country

Source: Vance, Charles M., and Yongsun Paik. "One Size Fits all in Expatriate Pre-Departure Training?" *Journal of Management Development* 21, no. 7 (2002): 557-71.

■ **Repatriation of Expatriates**

For most overseas managers, [repatriation](#), the return to one's home country, occurs within five years of the time they leave. Few expatriates remain overseas for the duration of their stay with the firm.⁸⁰ When they return, these expatriates often find themselves facing readjustment problems, and some MNCs are trying to deal with these problems through the use of transition strategies.

repatriation

The return to one's home country from an overseas management assignment.

Reasons for Returning

The most common reason that expatriates return home from overseas assignments is that their formally agreed-on tour of duty is over. Before they left, the expatriates were told that they would be posted overseas for a predetermined period, often two to three years, and they are returning as planned. This is considered a successfully completed assignment. According to a recent study by Brookfield Global Relocation Services, 94 percent of all expatriate assignments were completed as intended.⁸¹

Though infrequent, early returns do occur. The most common Page 529 reason, accounting for 23 percent of all terminated assignments, is family concerns. This encompasses a variety of issues common to many expatriate families, including spouses who have difficulty acclimating to a new culture and expatriates who want their children educated in a home-country school.⁸² The second most common reason for expatriates to return early is company restructuring. Business opportunities change rapidly, and the usefulness of an overseas assignment might decline if a company changes strategy. In these instances, the expatriate may have had every intent on staying and completing his or her full assignment. Per Brookfield Global Relocation Services, this accounts for about 19 percent of all early returns.⁸³

Common fears that many expatriates and their families have before embarking on an overseas assignment rarely pose an issue once the expatriate arrives in the host country. For example, only 3 percent of all failed assignments are due to security concerns, and just 5 percent of expatriates face cultural challenges that result in an early leave. Over the last several decades, MNCs have continually improved their selection process of suitable employees for expatriate experiences; as a result, the overwhelming majority of international assignments succeed.⁸⁴

Readjustment Problems

Many companies that say they want their people to have international experience often seem unsure of what to do with these managers when they return. One recent survey of midsize and large firms found that 80 percent of these companies send people abroad and more than half of them intend to increase the number they have on assignment overseas. However, responses from returning expats point to problems. Three-quarters of the respondents said that they felt their permanent position upon returning home was a demotion. Over 60 percent said that they lacked the opportunities to put their foreign experience to work, and 60 percent said that their company had not communicated clearly about what would happen to them when they returned. Perhaps worst of all, within a year of returning, 25 percent of the managers had left the company.⁸⁵ These statistics are not surprising to those who have been studying repatriation problems. In fact, one researcher reported the following expatriate comments about their experiences:

My colleagues react indifferently to my international assignment.... They view me as doing a job I did in the past; they don't see me as having gained anything while overseas.

I had no specific reentry job to return to. I wanted to leave international and return to domestic. Working abroad magnifies problems while isolating effects. You deal with more problems, but the home office doesn't know the details of the good or bad effects. Managerially, I'm out of touch.

I'm bored at work.... I run upstairs to see what [another returning colleague] is doing. He says, "Nothing." Me, too.⁸⁶

Other readjustment problems are more personal in nature. Many expatriates find that the salary and fringe benefits to which they became accustomed in the foreign assignment now are lost, and adjusting to this lower standard of living is difficult. In addition, those who sold their houses and now must buy new ones find that the monthly cost often is much higher than when they left. The children often are placed in public schools, where classes

are much larger than in the overseas private schools. Many also miss the cultural lifestyles, as in the case of an executive who is transferred from Paris, France, to a medium-sized city in the United States or from any developed country to an underdeveloped country. Additionally, many returning expatriates have learned that their international experiences are not viewed as important. Many Japanese expatriates, for example, report that when they return, their experiences should be downplayed if they want to “fit in” with the organization. In fact, reports one *New York Times* article, a substantial number of Japanese expatriates “are happier overseas than they are back home.”⁸⁷

Other research supports these findings and offers operative Page 530 recommendations for action. Based on questionnaires completed by 174 respondents who had been repatriated from four large U.S. MNCs, Black found the following:

1. With few exceptions, individuals whose expectations were met had the most positive levels of repatriation adjustment and job performance.
2. In the case of high-level managers in particular, expatriates whose job demands were greater, rather than less, than expected reported high levels of repatriation adjustment and job performance. Those having greater job demands may have put in more effort and had better adjustment and performance.
3. Job performance and repatriation adjustment were greater for individuals whose job constraint expectations were undermet than for those individuals whose expectations were overmet. In other words, job constraints were viewed as an undesirable aspect of the job, and having them turn out to be less than expected was a pleasant surprise that helped adjustment and performance.

4. When living and housing conditions turned out to be better than expected, general repatriation adjustment and job performance were better.
5. Individuals whose general expectations were met or overmet had job evaluations that placed them 10 percent higher than those whose general expectations were unmet.⁸⁸

Transition Strategies

To help smooth the adjustment from an overseas to a stateside assignment, some MNCs have developed [transition strategies](#), which can take a number of forms. One is the use of [repatriation agreements](#), whereby the firm tells an individual how long she or he will be posted overseas and promises to give the individual, on return, a job that is mutually acceptable. This agreement typically does not promise a specific position or salary, but the agreement may state that the person will be given a job that is equal to, if not better than, the one held before leaving.⁸⁹

transition strategies

Strategies used to help smooth the adjustment from an overseas to a stateside assignment.

repatriation agreements

Agreements whereby the firm tells an individual how long he or she will be posted overseas and promises to give the individual, on return, a job that is mutually acceptable.

Some firms also rent or otherwise maintain expatriates' homes until they return. Metals manufacturer Alcoa and Dow Chemical subsidiary Union Carbide both developed such plans for managers going overseas. This plan helps reduce the financial shock that often accompanies home shopping by

returning expatriates. A third strategy is to use senior executives as sponsors of managers abroad.

Still another approach is to keep expatriate managers apprised of what is going on at corporate headquarters and to plug these managers into projects at the home office whenever they are on leave in the home country. This helps maintain the person's visibility and ensures the individual is looked on as a regular member of the management staff.

One study surveyed 99 employees and managers with international experience in 21 corporations.⁹⁰ The findings reveal that cultural re-entry, financial implications, and the nature of job assignments are three major areas of expatriate concern. In particular, some of the main problems of repatriation identified in this study include (1) adjusting to life back home, (2) facing a financial package that is not as good as that overseas, (3) having less autonomy in the stateside job than in the overseas position, and (4) not receiving any career counseling from the company. To the extent that the MNC can address these types of problems, the transition will be smooth, and the expatriate's performance effectiveness once home will increase quickly. Some additional steps suggested by experts in this area include

1. Arrange an event to welcome and recognize the employee and family, either formally or informally.
2. Establish support to facilitate family reintegration.
3. Offer repatriation counseling or workshops to ease the adjustment.
4. Assist the spouse with job counseling, résumé writing, and interviewing techniques.
5. Provide educational counseling for the children.
6. Provide the employee with a thorough debriefing by a facilitator to identify new knowledge, insights, and skills and to provide a forum

to showcase new competencies.

7. Offer international outplacement to the employee and re-entry counseling to the entire family if no positions are possible.
8. Arrange a postassignment interview with the expatriate and spouse to review their view of the assignment and address any repatriation issues.⁹¹

Hammer and his associates echo these types of recommendations. Based on research that they conducted in two multinational corporations among expats and their spouses, they concluded the following:

The findings from the present study suggest that one of the key transitional activities for returning expatriates and their spouses from a corporate context should involve targeted communication from the home environment concerning the expectations of the home office toward the return of the repatriate executive and his/her family (role relationships). Further, reentry training should focus primarily on helping the repatriate manager and spouse align their expectations with the actual situation that will be encountered upon arrival in the home culture both within the organizational context as well as more broadly within the social milieu. To the degree that corporate communication and reentry training activities help the returning executive and spouse in expectation alignment, the executive's level of reentry satisfaction should be higher and the degree of reentry difficulties less.⁹²

Additionally, many MNCs have begun using inpatriates to supplement their home-office staff and some of the same issues discussed here with repatriation come into play.

■ Training in International Management

Training is the process of altering employee behavior and attitudes in a way that increases the probability of goal attainment. Training is particularly important in preparing employees for overseas assignments because it helps ensure that their full potential will be tapped.^{93,94,95} One of the things that training can do is to help expat managers better understand the customs,

cultures, and work habits of the local culture. The simplest training, in terms of preparation time, is to place a cultural integrator in each foreign operation. This individual is responsible for ensuring that the operation's business systems are in accord with those of the local culture. The integrator advises, guides, and recommends actions needed to ensure this synchronization.⁹⁶

training

The process of altering employee behavior and attitudes in a way that increases the probability of goal attainment.

Unfortunately, although using an integrator can help, it is seldom sufficient. Experience clearly reveals that in creating an effective global team, the MNC must assemble individuals who collectively understand the local language; have grown up in diverse cultures or neighborhoods; have open, flexible minds; and will be able to deal with high degrees of stress.⁹⁷ In those cases where potential candidates do not yet possess all these requisite skills or abilities, MNCs need a well-designed training program that is administered before the individuals leave for their overseas assignment (and, in some cases, also onsite) and then is evaluated later to determine its overall effectiveness. One review of 228 MNCs found that cross-cultural training, which can take many forms, is becoming increasingly popular:

1. Of organizations with cultural programs, 58 percent offer training only to some expatriates, and 42 percent offer it to all of them.
2. Ninety-one percent offer cultural orientation programs to spouses, and 75 percent offer them to dependent children.
3. The average duration of the cultural training programs is three days.
4. Cultural training is continued after arrival in the assignment location 32 percent of the time.

5. Thirty percent offer formal cultural training programs.
6. Of those without formal cultural programs, 37 percent plan to add such training.⁹⁸

The most common topics covered in cultural training are social etiquette, customs, economics, history, politics, and business etiquette. However, the MNC's overall philosophy of international management and the demands of the specific cultural situation are the starting point. This is because countries tend to have distinctive human resource management (HRM) practices that differentiate them from other countries. For example, the HRM practices that are prevalent in the United States are quite different from those in France and Argentina. This was clearly illustrated by Sparrow and Budhwar, who compared data from 13 countries on the basis of HRM factors. Five of these factors were the following:

1. Structural empowerment that is characterized by flat organization designs, wide spans of control, the use of flexible cross-functional teams, and the rewarding of individuals for productivity gains
2. Accelerated resource development that is characterized by the early identification of high-potential employees, the establishment of both multiple and parallel career paths, the rewarding of personnel for enhancing their skills and knowledge, and the offering of continuous training and development education
3. Employee welfare emphasis that is characterized by firms offering personal family assistance, encouraging and rewarding external volunteer activities, and promoting organizational cultures that emphasize equality in the workplace
4. An efficiency emphasis in which employees are encouraged to monitor their own work and to continually improve their performance

5. Long-termism, which stresses long-term results such as innovation and creativity rather than weekly and monthly short-term productivity^{99,100}

When Sparrow and Budhwar used these HRM approaches on a comparative country-by-country basis, they found that there were worldwide differences in human resource management practices. [Table 14-4](#) shows the comparative results after each of the 13 countries was categorized as Page 533 being either high or low on the respective factors. These findings reveal that countries are unique in their approach to human resource management. What works well in the United States may have limited value in France. In fact, a close analysis of [Table 14-4](#) shows that none of the 13 countries had the same profile; each was different. This was true even in the case of Anglo nations such as the United States, Canada, Australia, and the United Kingdom, where differences in employee welfare emphasis, accelerated resource development, efficiency emphasis orientation, and long-termism resulted in unique HRM profiles for each. Similarly, Japan and Korea differed on two of the factors, as did Germany and France; and India, which many people might feel would be more similar to an Anglo culture, because of the British influence, than to an Asian one, differed on two factors with Canada, on three factors with both the United States and the United Kingdom, and on four factors with Australia.

Table 14-4

Human Resource Management Practices in Select Countries

--

	Structural Empowerment		Accelerated Resource Development		Employee Welfare Emphasis		Efficiency Emphasis		Long-Termism	
	High	Low	High	Low	High	Low	High	Low	High	Low
United States	X			X	X		X			X
Canada	X			X	X			X		X
United Kingdom	X			X		X		X		X
Italy		X		X		X		X		X
Japan		X		X	X		X			X
India		X		X	X			X		X
Australia	X			X		X		X		X
Brazil	X			X	X			X		X
Mexico	X			X	X			X		X
Argentina		X		X	X			X		X
Germany		X		X		X		X		X
Korea		X		X		X		X		X
France		X		X		X		X		X

Source: Sparrow, Paul R., and Pawan S. Budhwar, "Competition and Change: Mapping the Indian HRM Recipe Against World-Wide Patterns." *Journal of World Business* 32, no. 3 (1997): 224-42.

These findings point to the fact that MNCs will have to focus increasingly on HRM programs designed to meet the needs of local personnel. A good example is provided in the former communist countries of Europe, where international managers are discovering that in order to effectively recruit college graduates, their firms must provide training programs that give these new employees opportunities to work with a variety of tasks and to help them specialize in their particular fields of interest. At the same time, the MNCs are discovering that these recruits are looking for companies that offer a good social working environment. A recent survey of over 1,000 business and engineering students from Poland, the Czech Republic, and Hungary found that almost two-thirds of the respondents said that they wanted their boss to be receptive to their ideas; 37 percent wanted to work for managers who had strong industry experience; and 34 percent wanted a boss who was a good rational decision maker. These findings indicate that multinational human resource management is now becoming much more of a two-way street: Both employees and managers need to continually adjust to emerging demands.¹⁰¹

The Impact of Overall Management Philosophy on Training

The type of training that is required of expatriates is influenced by the firm's overall philosophy of international management. For example, some companies prefer to send their own people to staff an overseas operation; others prefer to use locals whenever possible.¹⁰² Briefly, four basic philosophical positions of multinational corporations can influence the training program:

1. An **ethnocentric MNC** puts home-office people in charge of key international management positions. The MNC headquarters group and the affiliated world company managers all have the same basic experiences, attitudes, and beliefs about how to manage operations. Many Japanese firms follow this practice.

ethnocentric MNC

An MNC that stresses nationalism and often puts home-office people in charge of key international management positions.

2. A **polycentric MNC** places local nationals in key positions and allows these managers to appoint and develop their own people. MNC headquarters gives the subsidiary managers authority to manage their operations just as long as these operations are sufficiently profitable. Some MNCs use this approach in East Asia, Australia, and other markets that are deemed too expensive to staff with expatriates.

polycentric MNC

An MNC that places local nationals in key positions and allows these managers to appoint and develop their own people.

3. A **regiocentric MNC** relies on local managers from a particular geographic region to handle operations in and around that area. For example, production facilities in France would be used to produce goods for all EU countries. Similarly, advertising managers from subsidiaries in Italy, Germany, France, and Spain would come together and formulate a “European” advertising campaign for the company's products. A regiocentric approach often relies on regional group cooperation of local managers. The Gillette MNC uses a regiocentric approach.

regiocentric MNC

An MNC that relies on local managers from a particular geographic region to handle operations in and around that area.

4. A **geocentric MNC** seeks to integrate diverse regions of the world through a global approach to decision making. Assignments are based on qualifications, and all subsidiary managers throughout the structure are regarded as equal to those at headquarters. IBM is an excellent example of an MNC that attempts to use a geocentric approach.

geocentric MNC

An MNC that seeks to integrate diverse regions of the world through a global approach to decision making.

All four of these philosophical positions can be found in the multinational arena, and each puts a different type of training demand on the MNC.¹⁰³ For example, ethnocentric MNCs will do all training at headquarters, but polycentric MNCs will rely on local managers to assume responsibility for seeing that the training function is carried out.

The Impact of Different Learning Styles on Training and Development

Another important area of consideration for development is learning styles. **Learning** is the acquisition of skills, knowledge, and abilities that result in a relatively permanent change in behavior.¹⁰⁴ Over the last decade, growing numbers of multinationals have tried to become “learning organizations,” continually focused on activities such as training and development. This learning focus applied to human resource development may go beyond learning organizations to “teaching organizations.” For example, Tichy and Cohen, after conducting an analysis of world-class companies such as General Electric, PepsiCo, Allied-Signal, and Coca-Cola, found that teaching organizations are even more relevant than learning organizations because they go beyond the belief that everyone must continually acquire new knowledge and skills and focus on ensuring that everyone in the organization, especially the top management personnel, passes the learning on to others. Here are their conclusions:

In teaching organizations, leaders see it as their responsibility to teach. They do that because they understand that it's the best, if not only, way to develop throughout a company people who can come up with and carry out smart ideas about the business. Because people in teaching organizations see teaching as critical to the success of their business, they find ways to do it every day. Teaching every day about critical business issues avoids the fuzzy focus that has plagued some learning organization efforts, which have sometimes become a throwback to the 1960s and 1970s style of self-exportation and human relations training.¹⁰⁵

learning

The acquisition of skills, knowledge, and abilities that result in a relatively permanent change in behavior.

Of course, the way in which training takes place can be extremely important. A great deal of research has been conducted on the various types

and theories of learning. However, the application of these ideas in an international context often can be quite challenging because cultural differences can affect the learning and teaching. Prud'homme van Reine and Trompenaars, commenting on the development of expats, noted that national cultural differences typically affect the way MNCs train and develop their people. For example, Americans like an experiential learning style, while Germans prefer a theoretical-analytical learning approach.¹⁰⁶ Moreover, there can be sharp learning preferences between groups that are quite similar in terms of culture. Hayes and Allinson, after studying cultural differences in the learning styles of managers, reported, “Two groups can be very similar in ecology and climate and, for example, through a common legacy of colonialism, have a similar language and legal, educational and governmental infrastructure, but may be markedly different in terms of beliefs, attitudes, and values.”¹⁰⁷ Moreover, research shows that people with different learning styles prefer different learning environments, and, if there is a mismatch between the preferred learning style and the work environment, dissatisfaction and poor performance can result.

In addition to these conclusions, those responsible for training programs must remember that even if learning does occur, the new behaviors will not be used if they are not reinforced. For example, if the head of a foreign subsidiary is highly ethnocentric and believes that things should be done the way they are in the home country, new managers with intercultural training likely will find little reward or reinforcement for using their ideas.

Page 535

 This cultural complexity also extends to the way in which the training is conducted.

Reasons for Training

Training programs are useful in preparing people for overseas assignments for many reasons. These reasons can be put into two general categories: organizational and personal.

Organizational Reasons Organizational reasons for training relate to the enterprise at large and its efforts to manage overseas operations more effectively.¹⁰⁸ One primary reason is to overcome **ethnocentrism**, the belief that one's way of doing things is superior to that of others. Ethnocentrism is common in many large MNCs where managers believe that the home office's approach to doing business can be exported intact to all other countries because this approach is superior to anything at the local level. Training can help home-office managers understand the values and customs of other countries, so that when they are transferred overseas, they have a better understanding of how to interact with local personnel. This training also can help managers overcome the common belief among many personnel that expatriates are not as effective as host-country managers. This is particularly important, given that an increasing number of managerial positions now are held by foreign managers in U.S. MNCs.¹⁰⁹

ethnocentrism

The belief that one's own way of doing things is superior to that of others.

Another organizational reason for training is to improve the flow of communication between the home office and the international subsidiaries and branches. Quite often, overseas managers find that they are not adequately informed regarding what is expected of them, although the home office places close controls on their operating authority. This is particularly true when the overseas manager is from the host country. Effective communication can help minimize these problems.

Finally, another organizational reason for training is to increase overall efficiency and profitability. Research shows that organizations that closely tie their training and human resource management strategy to their business strategy tend to outperform those that do not.¹¹⁰ Stroh and Caligiuri conducted research on 60 of the world's major multinationals and found that effective HRM programs pay dividends in the form of higher profits. Additionally, their data showed that the most successful MNCs recognized the importance of having top managers with a global orientation. One of the ways in which almost all these organizations did this was by giving their managers global assignments that not only filled technical and managerial needs but also provided developmental experiences for the personnel—and this assignment strategy included managers from every geographic region where the firms were doing business. Drawing together the lessons to be learned from this approach, Stroh and Caligiuri noted,

The development of global leadership skills should not stop with home-country nationals. Global HR should also be involved in developing a global orientation among host-country nationals as well. This means, for example, sending not only home-country managers on global assignments but host national talent to the corporate office and to other divisions around the world. Many of the managers at the successful MNCs talked about how their companies develop talent in this way. In addition, they described a “desired state” for human resources, including the ability to source talent within the company from around the world. Victor Guerra, an executive at Prudential, commented: *We need to continually recognize that there are bright, articulate people who do not live in the home country. U.S. multinationals are especially guilty of this shortsightedness.* Acknowledging that talent exists and using the talent appropriately are two different issues—one idealist, the other strategic.¹¹¹

Personal Reasons The primary reason for training overseas managers is to improve their ability to interact effectively with local people in general and with their personnel in particular. Increasing numbers of training programs now address social topics such as how to take a client to dinner, effectively apologize to a customer, appropriately address one's overseas colleagues,

communicate formally and politely with others, and learn how to help others “save face.”¹¹² These programs also focus on dispelling myths and stereotypes by replacing them with facts about the culture. For example, in helping expatriates better understand Arab executives, the following guidelines are offered:

1. There is a close relationship between Arab executives and their environment. They are looked on as community and family leaders, and there are numerous social pressures on them because of this role. They are consulted on all types of problems, even those far removed from their position.
2. With regard to decision making, Arab executives likely will consult with their subordinates, but they will take responsibility for their decisions themselves, rather than arriving at them through consensus.
3. Arab executives likely will try to avoid conflict. If there is an issue that they favor but that subordinates oppose, the executives tend to impose their authority. If it is an issue favored by the subordinates but opposed by the executives, they will likely let the matter drop without taking action.
4. Arab executives' style is very personal. They value loyalty over efficiency. Although some executives find that the open-door tradition consumes a great deal of time, they do not feel that the situation can be changed. Many executives tend to look on their employees as family and will allow them to bypass the hierarchy to meet them.
5. Arab executives, contrary to popular beliefs, put considerable value on the use of time. One thing they admire most about Western or expatriate executives is their use of time, and they would like to

encourage their own employees to make more productive use of their time.¹¹³

Another growing problem is the belief that foreign language skills are not really essential to doing business overseas. Effective training programs can help minimize these personal problems.

A particularly big personal problem that managers have in an overseas assignment is arrogance. This is the so-called Ugly American problem that U.S. expatriates have been known to have. Many expatriate managers find that their power and prestige are much greater than they were in their job in the home country. This often results in improper behavior, especially among managers at the upper and lower positions of overseas subsidiaries. This arrogance takes a number of forms, including rudeness to personnel and inaccessibility to clients.

Another common problem is expatriate managers' overruling of decisions, often seen at lower levels of the hierarchy. When a decision is made by a superior who is from the host country and the expatriate does not agree with it, the expatriate may appeal to higher authority in the subsidiary. Host-country managers obviously resent this behavior because it implies that they are incompetent and can be second-guessed by expatriate subordinates.

Still another common problem is the open criticizing by expatriate managers of their own country or the host country. Many expatriates believe that this form of criticism is regarded as constructive and shows them to have an open mind. Experience has found, however, that most host-country personnel view such behavior negatively and feel that the manager should refrain from such unconstructive criticism. It creates bad feelings and lack of loyalty.

In addition to helping employees deal with these types of personal problems, training can be useful in improving overall management style.

Research shows that many host-country nationals would like to see changes in some of the styles of expatriate managers, including their leadership, decision making, communication, and group work. In terms of leadership, the locals would like to see their expatriate managers be more friendly, accessible, receptive to subordinate suggestions, and encouraging to subordinates to make their best efforts. In decision making, they would like to see clearer definition of goals, more involvement in the process by those employees who will be affected by the decision, and greater use of group meetings to help Page 537 make decisions. In communication, they would like to see more exchange of opinions and ideas between subordinates and managers. In group work, they would like to see more group problem solving and teamwork.

The specific training approach used must reflect both the industrial and the cultural environment. For example, there is some evidence that Japanese students who come to the United States to earn an MBA degree often find this education of no real value back home. One graduate noted that when he tactfully suggested putting to use a skill he had learned during his U.S. MBA program, he got nowhere. An analysis of Japanese getting an outside education concluded the following:

Part of the problem is the reason that most Japanese workers are sent to business schools. Whatever ticket the MBA degree promises—or appears to promise—Americans, the diploma has little meaning within most Japanese companies. Rather, companies send students abroad under the life-time employment system to ensure that there will be more English speakers who are familiar with Western business practices. Some managers regard business schools as a kind of high-level English language school, returning students say, or consider the two years as more or less a paid vacation. [114](#)

However, as the Japanese economy continues to have problems, American-style business education is beginning to receive attention and respect. In the 1980s, American managers went to Japan to learn; now

Japanese managers are coming to the United States in increasing numbers to see what they can pick up to help them better compete.

■ Types of Training Programs

There are many different types of multinational management training programs. Some last only a few hours; others last for months. Some are fairly superficial; others are extensive in coverage. Organizations can decide what training program works best by determining the effectiveness of the program and altering it accordingly. Typically, a combination of standardized and tailor-made training and development approaches is used.

Standardized vs. Tailor-Made

Some management training is standard, or generic. For example, participants often are taught how to use specific decision-making tools, such as quantitative analysis, and, regardless of where the managers are sent in the world, the application is the same. These tools do not have to be culturally specific. Research shows that small firms usually rely on standard training programs. Larger MNCs, in contrast, tend to design their own. Some of the larger MNCs are increasingly turning to specially designed video and PowerPoint programs for their training and development needs.

Tailor-made training programs are created for the specific needs of the participants. Input for these offerings usually is obtained from managers who currently are working (or have worked) in the country to which the participants will be sent, as well as from local managers and personnel who are citizens of that country. These programs often are designed to provide a new set of skills for a new culture. For example, MNCs are now learning that in managing in China, there is a need to provide directive leadership training because many local managers rely heavily on rules, procedures, and orders

from their superiors to guide their behaviors.¹¹⁵ So training programs must explain how to effectively use this approach. Quite often, the offerings are provided before the individuals leave for their overseas assignment; however, there also are postdeparture training programs that are conducted onsite. These often take the form of systematically familiarizing the individual with the country through steps such as meeting with government officials and other key personnel in the community; becoming acquainted with managers and employees in the organization; learning the host-country nationals' work methods, problems, and expectations; and taking onsite language training.

Training approaches that are successful in one geographic Page 538 region of the world may need to be heavily modified if they are to be as effective elsewhere. Sergeant and Frenkel conducted interviews with expatriate managers with extensive experience in China in order to identify HRM issues and the ways in which they need to be addressed by MNCs going into China.¹¹⁶ As seen in [Table 14-5](#), many of the human resource management approaches that are employed are different from those used in the United States or other developed countries because of the nature of Chinese culture and China's economy.

Table 14-5 Human Resource Management Challenges Facing MNCs in China	
Human Resource Management Function	Comments/Recommendations

**Human
Resource
Management
Function**

Comments/Recommendations

Employee
recruitment

The market for skilled manual and white-collar employees is very tight and characterized by rapidly rising wages and high turnover rates. Nepotism and overhiring remain a major problem where Chinese partners strongly influence HR policies; and transferring employees from state enterprises to joint ventures can be difficult because it requires approval from the employee's old work unit.

Reward
system

New labor laws allow most companies to set their own wage and salary levels. As a result, there is a wide wage disparity between semiskilled and skilled workers. However, these disparities must be balanced with the negative effect they can have on workers' interpersonal relations.

Employee
retention

It can be difficult to retain good employees because of poaching by competitive organizations. In response, many American joint-venture managers are learning to take greater control of compensation programs in order to retain high-performing Chinese managers and skilled workers.

**Human
Resource
Management
Function**

Comments/Recommendations

Work performance and employee management

Local managers are not used to taking the initiative and are rarely provided with performance feedback in their Chinese enterprises. As a result, they tend to be risk averse and are often unwilling to innovate. In turn, the workers are not driven to get things done quickly and they often give little emphasis to the quality of output. At the same time, it is difficult to dismiss people.

Labor relations

Joint-venture regulations give workers the right to establish a trade union to protect employee rights and to organize. These unions are less adversarial than in the West and tend to facilitate operational efficiency. However, there is concern that with the changes taking place in labor laws and the possibility of collective bargaining, unions may become more adversarial in the future.

Human Resource Management Function	Comments/Recommendations
Expatriate relations	<p>Many firms have provided little cross-training to their people and family, education, and health issues limit the attractiveness of a China assignment. Some of the major repatriation problems include limited continuity in international assignments and difficulties of adjusting to more specialized and less autonomous positions at home, lack of career prospects, and undervaluation of international experience. Management succession and the balancing of local and international staff at Chinese firms are also problematic.</p>
<p><i>Source:</i> Sergeant, Andrew, and Stephen Frenkel. "Managing People in China: Perceptions of Expatriate Managers." <i>Journal of World Business</i> 33, no. 1 (1998): 17-34.</p>	

Some organizations have extended cross-cultural training to include training for family members, especially children who will be accompanying the parents. The International Management in Action box "U.S.-Style Training for Expats and Their Teenagers" explains how this approach to cultural assimilation is carried out.

In addition to training expats and their families, effective MNCs also are developing carefully crafted programs for training personnel from other

cultures who are coming into their culture. These programs, among other things, have materials that are specially designed for the target audience. Some of the specific steps that well-designed cultural training programs follow include

1. Local instructors and a translator, typically someone who is bicultural, observe the pilot training program or examine written training materials.

International Management in Action

U.S.-Style Training for Expats and Their Teenagers

One of the major reasons expatriates have trouble with overseas assignments is that their teenage children are unable to adapt to the new culture, and this has an impact on the expat's performance. To deal with this acculturation problem, many U.S. MNCs are developing special programs for helping teenagers assimilate into new cultures and adjust to new school environments. A good example was provided by General Electric Medical Systems Group (GEMS), a Milwaukee-based firm that had expatriates in France, Japan, and Singapore. As soon as GEMS designated an individual for an overseas assignment, this expat and his or her family were matched up with those who had recently returned from this country. If the family going overseas had teenage children, the company teamed them up with a family who had teenagers

during its stay abroad. Both groups then discussed the challenges and problems that were likely to be faced. In the case of teenagers, they were able to talk about their concerns with others who already had encountered these issues, and the latter were able to provide important information regarding how to make friends, learn the language, get around town, and turn the time abroad into a pleasant experience. Coca-Cola uses a similar approach. As soon as someone is designated for an overseas assignment, the company helps initiate cross-cultural discussions with experienced personnel. Coke also provides formal training through use of external cross-cultural consulting firms that are experienced in working with all family members.

A typical concern of teenagers going abroad is that they will have to go away to boarding school. In Saudi Arabia, for example, national law forbids expatriate children's attending school past the ninth grade, so most expatriate families will look for European institutions for these children. GEMS addresses these types of problems with a specially developed education program. Tutors, schools, curricula, home-country requirements, and host-country requirements are examined, and a plan and specific program of study are developed for each school-age child before he or she leaves.

Before the departure of the family, some MNCs will subscribe to local magazines about teen fashions, music, and other sports or social activities in the host country, so that the children know what to expect when they get there. Before the return of the family to the United States, these MNCs provide similar information about what is going on in the United States

so that when the children return for a visit or come back to stay, they are able to quickly fit into their home-country environment once again.

An increasing number of MNCs now give teenagers much of the same cultural training they give their own managers; however, there is one area in which formal assistance often is not as critical for teens as for adults: language training. While most expatriates find it difficult and spend a good deal of time trying to master the local language, many teens find that they can pick it up quite easily. They speak it at school, in their social groups, and out on the street. As a result, they learn not only the formal language but also clichés and slang that help them communicate more easily. In fact, sometimes their accent is so good that they are mistaken for local kids. Simply put, the facility with which teens learn a language often is greatly underrated. A Coca-Cola manager recently drove home this point when he declared, “One girl we sent insisted that, although she would move, she wasn't going to learn the language. Within two months she was practically fluent.”

A major educational benefit of this emphasis on teenagers is that it leads to an experienced, bicultural person. So, when the young person completes college and begins looking for work, the parent's MNC often is interested in this young adult as a future manager. The person has a working knowledge of the MNC, speaks a second language, and has had overseas experience in a country where the multinational does business. This type of logic is leading some U.S. MNCs to realize that effective cross-cultural training can be of benefit for their workforces of tomorrow as well as today.

Sources: Anfuso, Dawn. "HR Unites the World of Coca-Cola." *Personnel Journal* (November 1994): 112-21; Harris, Philip R., and Robert T. Moran. *Managing Cultural Differences: High-Performance Strategies for a New World of Business*, 3rd ed. Houston: Gulf, 1991, [Chapter 9](#); Hodgetts, Richard M., and Fred Luthans. "U.S. Multinationals' Expatriate Compensation Strategies." *Compensation and Benefits Review* (January/February 1993): 61; Stuart, Karen Dawn. "Teens Play a Role in Moves Overseas." *Personnel Journal* (March 1992): 72-78.

2. The educational designer then debriefs the observation with the translator, curriculum writer, and local instructors.
 3. Together, the group examines the structure and sequence, ice breaker, and other materials that will be used in the training.
 4. The group then collectively identifies stories, metaphors, experiences, and examples in the culture that will fit into the new training program.
 5. The educational designer and curriculum writer make the necessary changes in the training materials.
 6. The local instructors are trained to use the newly developed materials.
- Page 540
7. After the designer, translator, and native-language trainers are satisfied, the materials are printed.
 8. The language and content of the training materials are tested with a pilot group.[117](#)

In developing the instructional materials, culturally specific guidelines are carefully followed, so that the training does not lose any of its effectiveness.[118](#) For example, inappropriate pictures or scenarios that might

prove to be offensive to the audience must be screened out. Handouts and other instructional materials that are designed to enhance the learning process are provided for all participants. If the trainees are learning a second language, visuals and live demonstrations will be employed. Despite all these efforts, however, errors sometimes occur.

■ Cultural Assimilators

The cultural assimilator has become one of the most effective approaches to cross-cultural training. A **cultural assimilator** is a programmed learning technique that is designed to expose members of one culture to some of the basic concepts, attitudes, role perceptions, customs, and values of another culture. These assimilators are developed for each pair of cultures. For example, if an MNC were going to send three U.S. managers from Chicago to Caracas, a cultural assimilator would be developed to familiarize the three Americans with Venezuelan customs and cultures. If three Venezuelan managers from Caracas were to be transferred to Singapore, another assimilator would be developed to familiarize the managers with Singapore customs and cultures.

cultural assimilator

A programmed learning technique designed to expose members of one culture to some of the basic concepts, attitudes, role perceptions, customs, and values of another culture.

In most cases, these assimilators require the trainee to read a short episode of a cultural encounter and choose an interpretation of what has happened and why. If the trainee's choice is correct, he or she goes on to the next episode. If the response is incorrect, the trainee is asked to reread the episode and choose another response.

Choice of Content of the Assimilators

One of the major problems in constructing an effective cultural assimilator is deciding what is important enough to include. Some assimilators use critical incidents that are identified as being important. To be classified as a critical incident, a situation must meet at least one of the following conditions:

1. An expatriate and a host national interact in the situation.
2. The situation is puzzling or likely to be misinterpreted by the expatriate.
3. The situation can be interpreted accurately if sufficient knowledge about the culture is available.
4. The situation is relevant to the expatriate's task or mission requirements.¹¹⁹

These incidents typically are obtained by asking expatriates and host nationals with whom they come in contact to describe specific intercultural occurrences or events that made a major difference in their attitudes or behavior toward members of the other culture. These incidents can be pleasant, unpleasant, or simply nonunderstandable occurrences.

Validation of the Assimilator

The term **validity** refers to the quality of being effective, of producing the desired results. It means that an instrument—in this case, the cultural assimilator—measures what it is intended to measure. After the cultural assimilator's critical incidents are constructed and the alternative responses are written, the process is validated. Making sure that the assimilator is valid is the crux of its effectiveness. One way to test an assimilator is to draw a sample from the target culture and ask these people to read the scenarios that have been written, choosing the alternative they feel is most appropriate. If a large percentage of the group agrees that one of the alternatives is preferable,

this scenario is used in the assimilator. If more than one of the four alternatives receives strong support, however, either the scenario or the alternatives are revised until there is general agreement or the scenario is dropped.

validity

The quality of being effective, of producing the desired results. A valid test or selection technique measures what it is intended to measure.

After the final incidents are chosen, they are sequenced in the assimilator booklet and can be put online to be taken electronically. Similar cultural concepts are placed together and presented, beginning with simple situations and progressing to more complex ones. Most cultural assimilator programs start out with 150 to 200 incidents, of which 75 to 100 eventually are included in the final product.

The Cost-Benefit Analysis of Assimilators

The assimilator approach to training can be quite expensive. A typical 75- to 100-incident program often requires approximately 800 hours to develop. Assuming that a training specialist is costing the company US\$50 an hour, including benefits, the cost is around US\$40,000 per assimilator. This cost can be spread over many trainees, and the program may not need to be changed every year. An MNC that sends 40 people a year to a foreign country for which an assimilator has been constructed is paying only US\$200 per person for this programmed training. In the long run, the costs often are more than justified. In addition, the concept can be applied to nearly all cultures. Many different assimilators have been constructed, including Arab, Thai, Honduran, and Greek, to name but four. Most importantly, research shows that

these assimilators improve the effectiveness and satisfaction of individuals being trained as compared with other training methods.

Positive Organizational Behavior

We discussed in [Chapter 13](#) how leaders can increase motivation and morale if they focus on the positives, or strengths, of individuals. The positive internal traits of the leader, along with the other factors, tend to lead to consistent positive behaviors. Luthans has done extensive research on [positive organizational behavior \(POB\)](#). He defines it as

the study and application of positively oriented human resource strengths and psychological capacities that can be measured, developed, and effectively managed for performance improvement in today's workplace.¹²⁰

positive organizational behavior (POB)

The study and application of positively oriented human resource strengths and psychological capacities that can be measured, developed, and effectively managed for performance improvement in today's workplace.

Positivity in the workplace has been connected to employee satisfaction. The positive environment, however, consists of many layers. Luthans and Youssef postulated that in order for an organization to be the most efficient and innovative, it must have positive traits, states, and systems in order to promote positive behavior. The positive traits were covered in [Chapter 13](#) and consist of conscientiousness, emotional stability, extroversion, agreeableness, openness to experience, core self-evaluations, and positive psychological traits. A positive state is domain-specific, and reactions and behaviors may change depending on the environment. Research has shown that other “states” are self-efficacy, hope, optimism, resiliency, and psychological capital.¹²¹

Finally, positive organizations focus on the selection, development, and management of human resources. This positive approach attempts to match employee skills and talents with organizational goals and expectations. When employees are treated well, they will be motivated to give back to the institution. Therefore, when these individual traits, internal and external states, and organizations all focus on the positive, the resulting organizational citizenship behavior (OCB) also will be positive. Furthermore, altruism, conscientiousness, and courtesy will be inadvertently emphasized.¹²²

As with most examples, the description in this section is culturally specific. That is, what seem to be positive internal or external factors in one country may not be the same in another. However, human resources are essential to an organization no matter its location, and MNCs should do all they can to focus on the power of human capital to drive organizational success.

International Management in Action

Lessons in Global Leadership

Development: The PWC Ulysses Program

PricewaterhouseCoopers (PwC), one of the “Big 4” global accounting firms, had for several years sent top midcareer talent to the developing world for eight-week service projects under its “Ulysses” program. After the merger of Price Waterhouse and Coopers Lybrand in 1998, the combined firm decided it needed a new model for a global professional services organization. Executives recognized that global

problems were not increasing or decreasing, but changing and reshaping, the way business is done. In response, the firm created Project Ulysses, which sent a number of emerging leaders each year to a developing nation for two and a half months to work on service projects and programs. The purpose was not only to aid those in need but also to develop leadership skills on an individual level by taking executives out of their comfort zone, on a team level by pairing two to three partners together from different nations, and on the organizational level by creating stakeholder networks on a much broader level. For a relatively modest investment—about US\$15,000 per person, plus salaries—Ulysses both tested the talent and expanded the world view of the accounting firm's future leaders. The program quickly attracted the attention of Johnson & Johnson, Cisco Systems, and other big companies considering their own programs.

The projects, which ranged from helping an ecotourism collective in Belize to AIDS work in Namibia and organic farming in Zambia, took the participants out of their comfort zones and forced them to build upon their leadership skills in a new and challenging environment. The benefit of pairing partners from three different places was that they drew upon their own cultures to make decisions. As one participant noted, “You realize that perhaps the way you see things isn't necessarily the best way.” For example, PwC partner Tahir Ayub was assigned a consulting gig unlike anything he had done before: helping village leaders in the Namibian outback grapple with their community's growing AIDS crisis. Faced with language barriers, cultural differences, and scant access

to electricity, Ayub, 39, and two colleagues had to scrap their PowerPoint presentations in favor of a more low-tech approach: face-to-face discussion. The village chiefs learned that they needed to garner community support for programs to combat the disease, and Ayub learned an important lesson as well: Technology isn't always the answer. "You better put your beliefs and biases to one side and figure out new ways to look at things," he said.

Although traditional business education and training have historically focused on helping firms improve financial performance, increasingly, business schools and training programs are adding social responsibility to their curriculum. Further, graduates are increasingly signaling they want to work for firms with a positive reputation for social responsibility and service. According to a *Wall Street Journal* article, top corporate executives are now pairing with MBA programs across the country to help students gain a better understanding of responsible global leadership. In fact, a recent study showed that 75 percent of Americans consider a company's commitment to social issues when deciding where to work, and that 6 out of 10 employees wish their companies did more to help globally. According to Liz Maw, executive director of Net Impact, a corporate nonprofit dedicated to social responsibility, "The companies most involved in corporate social responsibility are the ones that have already seen their bottom line and brand awareness increase."

The Ulysses program had strong returns for PwC. All two dozen of the initial graduates remained working at the company, with half of them having been promoted and almost

all having new responsibilities. Just as important, all 24 people stated that they had a stronger commitment to PwC—in part because of the commitment the firm made to them and in part because of their new vision of the firm's values. Says global managing partner Willem Bröcker, “We get better partners from this exercise.” The Ulysses program was PwC's first attempt at answering one of the biggest challenges confronting professional services companies: identifying and training up-and-coming leaders who can find unconventional answers to intractable problems. By tradition and necessity, new PwC leaders are nurtured from within. With thousands of partners, identifying those with the necessary business savvy and relationship-building skills isn't easy. But just as the program gave partners a new view of PwC, it also gave PwC a new view of them, particularly their ability to hold up under pressure.

Although PwC has since discontinued the Ulysses program, it has adapted the positive lessons learned into its newer, leaner international immersion programs. These programs, like PwC's Oasis program, still aim to give participants a broad, international perspective that is crucial for a company that does business around the world. Traditional executive education programs turn out leaders who have specific job skills but little familiarity with issues outside their narrow specialty, according to Douglas Ready, director of the International Consortium for Executive Development Research. PwC believes that its new Ulysses-inspired programs help prepare participants for challenges that go beyond the strict confines of accounting or consulting and

instill values such as community involvement that are essential to success in any field.

Ulysses gave PwC a very positive name in the accounting and broader professional services community. The project taught the partners to understand risks more holistically, to consider all the stakeholders that are involved, and to realize that doing business is not about one goal but many.

Sources: Dizik, Alina. "Sustainability Is a Growing Theme." *Wall Street Journal*, March 4, 2010, <https://www.wsj.com/articles/SB10001424052748704541304575099514203847820>; Global Giving Matters. "PricewaterhouseCoopers' Project Ulysses—Linking Global Leadership Training to a Community Development." Synergos, September/October 2004, <https://www.synergos.org/globalgivingmatters/features/0409ulysses.htm>; Hempel, Jessi, and Seth Porges. "It Takes a Village — and a Consultant; PricewaterhouseCoopers Tests Partners by Sending Them to Work in Poor Nations." *Businessweek*, September 6, 2004, <https://www.bloomberg.com/news/articles/2004-09-05/it-takes-a-village-and-a-consultant>; Marquez, Jessica. "Companies Send Employees on Volunteer Projects Abroad to Cultivate Leadership Skills." *Workforce Management*, November 21, 2005, 50-51, <https://www.workforce.com/2005/12/02/companies-send-employees-on-volunteer-projects-abroad-to-cultivate-leadership-skills>; Pless, Nicola M., Thomas Maak, and Günter K. Stahl. "Developing Responsible Global Leaders through International Service Learning Programs: The Ulysses Experience." *Academy of Management Learning and Education* 10, no. 2 (2011): 237-60.

■ Future Trends

The coming decades will be important and transformational ones for international human resources. Recent Brookfield Global Relocation Services

surveys concluded that several issues will emerge as critical for managing a global workforce. At the top of the list, according to Brookfield, will be the localization of expatriates. As the nature of temporary assignments evolves, companies and employees will be more closely scrutinizing the costs and benefits of the assignments.

Some companies are questioning the basic decision of supporting expensive international assignments. Employees are also questioning the personal and professional value of an overseas assignment, especially if such assignments have little influence in helping them advance in their careers. Current industry estimates indicate that between 25 and 45 percent of employees leave the company within just one year of repatriation. “This is a key issue for global organizations, since this is a population of employees that they have invested so heavily in,” said Scott Sullivan, executive vice president of Brookfield Global Relocation Services. “Losing these employees represents a significant loss of experience and talent. Many of the companies we surveyed are beginning to see the integration of talent management and international assignment mobility as a strategy to turn this loss into a competitive gain.”

Another trend is the emergence of “cross-border” commuters, employees who regularly move back and forth between countries. Commuter assignments, as an alternative to short-term (and even long-term) assignments, have begun to take a larger role, especially in Europe, given the deepening integration of the European Union and the resultant cross-border employee mobility.¹²³

One of the most profound trends, first explored in [Chapter 1](#), is the dramatic rise and growth of emerging markets. The Brookfield survey mentioned above notes that emerging locations run the spectrum of countries from those that are long-time assignment destinations to those that are just this year appearing as locations for expatriate assignments. To some degree, this

trend may offset the effects of the other trends, suggesting that although the particular structure and duration may evolve, expatriate assignments are likely to continue as part of the arsenal of MNCs seeking to leverage talent for global success.



The World of International Management— Revisited

The World of International Management that opened this chapter illustrated how the desire to source and retain talent has become a global phenomenon, affecting most major markets, including India. In a time of increased globalization, firms must be able to source talent from a range of locations. Given the increasing presence of foreign MNCs in India—and the dramatic growth of India's domestic offshore outsourcing sector—employee retention has become a critical issue. One interesting observation is that employees are motivated by intrinsic rewards that go beyond financial compensation. Attracting and retaining talent turns out to be a complex process in which both financial and nonfinancial issues come into play.

As outlined in this chapter, MNCs are realizing the intense challenges associated with the selection, development, and training of international human resources. MNCs have a range of options when selecting employees for overseas assignments, and increasing numbers of tools and resources are available to help develop, train, and deploy those individuals. Human resource selection and development across cultures cannot be taken lightly. Firms that do not invest in their human resource processes will face additional costs related to poor labor relations, quality control, and other issues. Now that you have read the chapter and reflected back on the chapter

opening World of International Management about employee retention in India, answer the following questions: (1) What are the costs and benefits of hiring home-, host-, and third-country nationals for overseas assignments? (2) What skill sets are important for international assignments, and how can employees be prepared for such assignments? (3) What are the implications of offshore outsourcing for the management of human resources globally and in India in particular?

SUMMARY OF KEY POINTS

1. MNCs can use four basic sources for filling overseas positions: home-country nationals (expatriates), host-country nationals, third-country nationals, and inpatriates. The most common reason for using home-country nationals, or expatriates, is to get the overseas operation under way. Once this is done, many MNCs turn the top management job over to a host-country national who is familiar with the culture and language and who often commands a lower salary than the home-country national. The primary reason for using third-country nationals is that these people have the necessary expertise for the job. The use of inpatriates (a host-country or third-country national assigned to the home office) recognizes the need for diversity at the home office. This movement builds a transnational core competency for MNCs. In addition, MNCs can subcontract or outsource to take advantage of lower human resource costs and increase flexibility.
2. Many criteria are used in selecting managers for overseas assignments. Some of these include adaptability, independence, self-reliance, physical and emotional health, age, experience,

education, knowledge of the local language, motivation, the support of spouse and children, and leadership.

3. Individuals who meet selection criteria are given some form of screening. Some firms use psychological testing, but this approach has lost popularity in recent years. More commonly, candidates are given interviews. Theoretical models that identify important anticipatory and in-country dimensions of adjustment offer help in effective selection.
4. Compensating expatriates can be a difficult problem because there are many variables to consider. However, most compensation packages are designed around five common elements: base salary, benefits, allowances, incentives, and taxes. Working within these elements, the MNC will tailor the package to fit the specific situation. In doing so, five approaches can be used: the balance-sheet approach, localization, the lump-sum method, the cafeteria approach, and the regional method. Whichever one (or combination) is used, the package must be both cost-effective and fair.
5. A manager might be willing to take an international assignment for a number of reasons: increased pay, promotion potential, the opportunity for greater responsibility, the chance to travel, and the ability to use his or her talents and skills. Research shows that most home countries prefer that the individual who is selected to head the affiliate or subsidiary be a local manager, even though this often does not occur.
6. Most expatriates return home, usually when their predetermined tour is over. Sometimes, managers return because they want to leave early; at other times, they return because of poor performance on

their part. In any event, readjustment problems can arise back home, and, the longer a manager has been gone, the bigger the problems usually are. Some firms are developing transition strategies to help expatriates adjust to their new environments.

7. Training is the process of altering employee behavior and attitudes to increase the probability of goal attainment. Many expatriates need training before (as well as during) their overseas stay. A number of factors influence a company's approach to training. One is the basic type of MNC: ethnocentric, polycentric, regiocentric, or geocentric. Another factor is the learning style of the trainees.
8. There are two primary reasons for training: organizational and personal. Organizational reasons include overcoming ethnocentrism, improving communication, and validating the effectiveness of training programs. Personal reasons include improving the ability of expatriates to interact locally and increasing the effectiveness of leadership styles. There are two types of training programs: standard and tailor-made. Research shows that small firms usually rely on standard programs and larger MNCs tailor their training. Common approaches to training include elements such as cultural orientation, cultural assimilators, language training, sensitivity training, and field experience.
9. A cultural assimilator is a programmed learning approach designed to expose members of one culture to some of the basic concepts, attitudes, role perceptions, customs, and values of another. Assimilators have been developed for many different cultures. Their validity has resulted in the improved effectiveness and satisfaction of those being trained as compared with other training methods.

KEY TERMS

[adaptability screening](#), 517
[balance-sheet approach](#), 526
[cafeteria approach](#), 526
[cultural assimilator](#), 540
[ethnocentric MNC](#), 533
[ethnocentrism](#), 535
[expatriates](#), 509
[geocentric MNC](#), 534
[home-country nationals](#), 509
[host-country nationals](#), 509
[inpatriates](#), 510
[international selection criteria](#), 514
[learning](#), 534
[localization](#), 526
[lump-sum method](#), 526
[polycentric MNC](#), 533
[positive organizational behavior \(POB\)](#), 541
[regiocentric MNC](#), 533
[regional system](#), 526
[repatriation](#), 528
[repatriation agreements](#), 530
[third-country nationals \(TCNs\)](#), 510
[training](#), 531
[transition strategies](#), 530
[validity](#), 540

REVIEW AND DISCUSSION QUESTIONS

1. A New York-based MNC is in the process of staffing a subsidiary in New Delhi, India. Why would it consider using expatriate managers in the unit? Local managers? Third-country managers?
2. What selection criteria are most important in choosing people for an overseas assignment? Identify and describe the four that you judge to be of most universal importance and defend your choice.
3. What are the major common elements in an expat's compensation package? Besides base pay, which would be most important to you? Why?
4. Why are individuals motivated to accept international assignments? Which of these motivations would you rank as positive reasons? Which would you regard as negative reasons?
5. Why do expatriates return early? What can MNCs do to prevent this from happening? Identify and discuss three steps they can take.
6. What kinds of problems do expatriates face when returning home? Identify and describe four of the most important. What can MNCs do to deal with these repatriation problems effectively?
7. How do the following types of MNCs differ: ethnocentric, polycentric, regiocentric, and geocentric? Which type is most likely to provide international management training to its people? Which is least likely to provide international management training to its people?
8. IBM is planning on sending three managers to its Zurich office, two to Madrid, and two to Tokyo. None of these individuals have any international experience. Would you expect the company to use a standard training program or a tailor-made program for each group?
9. Zygen Inc., a medium-sized manufacturing firm, is planning to enter into a joint venture in China. Would training be of any value to those

managers who will be part of this venture? If so, what types of training would you recommend?

10. Hofstadt & Hoerr, a German-based insurance firm, is planning on expanding out of the EU and opening offices in Chicago and Buenos Aires. How would a cultural assimilator be of value in training the MNC's expatriates? Is the assimilator a valid training tool?
11. Ford is in the process of training managers for overseas assignments. Would a global leadership program be a useful approach? Why or why not?
12. Microsoft is weighing setting up an R&D facility in India to develop new software applications. Should it staff the new facility with Microsoft employees? Indian employees? Or should it subcontract with an Indian firm? Explain your answer and some of the potential challenges in implementing it.

INTERNET EXERCISE: COKE GOES WORLDWIDE

As seen in this chapter, the recruiting and selecting of managers are critical to effective international management. This is particularly true in the case of firms that are expanding their international operations or currently do business in a large number of countries. These MNCs are continually having to replace managers who are retiring or moving to other companies. Coca-Cola is an excellent example. Go to the company's website at <https://us.coca-cola.com> and look at the career opportunities it offers overseas. In particular, pay close attention to current opportunities in Europe, Africa, and Asia. Read what the company has to say, and then contact one of the individuals whose e-mail address is provided.

Ask this company representative about the opportunities and challenges of working in that country or geographic area. Then, using this information, coupled with the chapter material, answer these questions: (1) From what you have learned from the Coca-Cola inquiry, what types of education or experience would you need to be hired by the company? (2) What kinds of international career opportunities does Coke offer? (3) If you were hired by Coke, what type of financial package could you expect? (4) In what areas of the world is Coke focusing more of its attention? (5) What kinds of management and leadership training programs does Coke offer?

ENDNOTES

1. “20th CEO Survey Being Fit for Growth,”
PricewaterhouseCoopers Private Limited, April 2017,
<https://www.pwc.in/assets/pdfs/publications/ceo-survey/20th-ceo-survey-being-fit-for-growth.pdf>.
2. “KPMG India's Annual Compensation Trends Survey 2018-19,”
KPMG, April 2018,
<https://assets.kpmg/content/dam/kpmg/in/pdf/2018/04/KPMG-India-Annual-Compensation-Trends-Survey.pdf>.
3. Shyamal Majumdar, “Retaining Talent: Are Companies Doing Enough?” *Business Standard*, March 19, 2010,
<http://business.rediff.com/column/2010/mar/19/guest-retaining-talent-are-companies-doing-enough.htm>.
4. Jonathan P. Doh, Steven A. Stumpf, Walter Tymon, and Michael Haid, “Stemming the Tide of Attrition in India: Keys to Increasing Retention—Executive Overview,” *Right Management*, 2008,

https://www.slideshare.net/karthikeyanj8/stemming-the-tide-of-attrition?from_action=save.

5. Elena Groznaya, “Attrition and Motivation: Retaining Staff in India,” *tcWorld*, July 2009, <http://www.tcworld.info/e-magazine/business-culture/article/attrition-and-motivation-retaining-staff-in-india>.
6. Doh et al., “Stemming the Tide of Attrition in India: Keys to Increasing Retention—Executive Overview.”
7. Ibid.
8. Ibid.
9. Ibid.
10. Ibid.
11. Ibid.
12. Ibid.
13. Ibid.
14. Ibid.
15. Ibid.
16. Elaine Appleton Grant, “How to Retain Talent in India. Synopsis of a paper by Jonathan P. Doh, Steven A. Stumpf, Walter Tymon, and Michael Haid,” *MIT Sloan Management Review* 50, no. 1 (2008), <https://sloanreview.mit.edu/article/how-to-retain-talent-in-india/https://sloanreview.mit.edu/article/how-to-retain-talent-in-india/>.
17. Ibid.

18. “How HR Contributes at Best Small and Midsize Companies to Work For,” *Human Resource Department Management Report*, August 2004, 2.
19. Ann Pomeroy, “Cooking Up Innovation,” *HR Magazine*, November 2004, 46-53.
20. Jennifer Calfas, “Why Bringing Your Dog to Work Can Be Great for (Almost) Everyone,” [Time.com](http://time.com), June 22, 2018, <http://time.com/5186237/dogs-at-work-benefits>.
21. Peter Coy and Jack Ewing, “Where Are All the Workers?” *Businessweek*, April 9, 2007, 28-31.
22. Susan Cantrell, “The Work Force of One,” *Wall Street Journal*, June 16, 2007, R10.
23. Declan Mulkeen, “How to Reduce the Risk of International Assignment Failure,” Communicaid, February 20, 2017, <https://www.communicaid.com/cross-cultural-training/blog/reducing-risk-international-assignment-failure>.
24. Also see Kenneth Groh and Mark Allen, “Global Staffing: Are Expatriates the Only Answer?” *HR Focus*, March 1998, S1-S2.
25. Leslie Chang, “China's Grads Find Jobs Scarce,” *Wall Street Journal*, June 22, 2004, A17.
26. Nick Forster, “Expatriates and the Impact of Cross-Cultural Training,” *Human Resource Management Journal* 10, no. 3 (2000): 63-78.
27. Bloomberg BNA, “HR Department Benchmarks and Analysis 2018,” June 2018.

28. Ibid.
29. Malika Richards, "U.S. Multinational Staffing Practices and Implications for Subsidiary Performance in the U.K. and Thailand," *Thunderbird International Business Review*, March/April 2001, 225-42.
30. Richard B. Peterson, Nancy K. Napier, and Won Shul-Shim, "Expatriate Management: A Comparison of MNCs across Four Parent Countries," *Thunderbird International Business Review*, March/April 2000, 150.
31. Arvind V. Phatak, *International Dimensions of Management*, 2nd ed. (Boston: PWS-Kent, 1989), 106.
32. "Expatriate Explorer Survey 2018," HSBC, 2018, <https://expatexplorer.hsbc.com/survey>.
33. Cliff Edwards and Kenji Hall, "Remade in the USA," *Businessweek*, May 7, 2007, 44-45.
34. Calvin Reynolds, "Strategic Employment of Third Country Nationals: Keys to Sustaining the Transformation of HR Functions," *Human Resource Planning* 20, no. 1 (1997): 33-41.
35. Michael G. Harvey and Buckley M. Ronald, "Managing Inpatriates: Building a Global Core Competency," *Journal of World Business* 32, no. 1 (1997): 35-52.
36. For some additional insights into inpatriates and worldwide staffing, see Michael Harvey and Milorad M. Novicevic, "Staffing Global Marketing Positions: What We Don't Know Can Make a Difference," *Journal of World Business* 35, no. 1 (2000): 80-94.

37. Nityesh Agarwal, "Comparison of Software Developers in India with US, UK, Germany and the Entire World," Towards Data Science, September 28, 2019, <https://towardsdatascience.com/comparison-of-software-developers-in-india-with-s-uk-germany-and-the-entire-world-8d2a1ba3218a>.
38. Noam Scheiber, "As a Center for Outsourcing, India Could Be Losing Its Edge," *New York Times*, May 9, 2004, 3.
39. Steve Lohr, "Evidence of High-Skill Work Going Abroad," *New York Times*, June 16, 2004, C2.
40. Kate Palmer, "BT Hires 1,000 UK Call-Centre Staff in Pledge to Improve Poor Customer Service," *The Telegraph*, January 18, 2016, <https://www.telegraph.co.uk/finance/newsbysector/mediatechnologyandtelecoms/telecoms/12105305/BT-to-create-1000-UK-jobs-as-it-bolsters-call-centres-amid-poor-service-levels.html>.
41. Ananya Bhattacharya, "56,000 Layoffs and Counting: India's IT Bloodbath This Year May Just Be the Start," *Quartz*, December 26, 2017, <https://qz.com/india/1152683/indian-it-layoffs-in-2017-top-56000-led-by-tcs-infosys-cognizant>.
42. Tim Fernholz, "Under Trump, US Jobs Are Moving Overseas Even Faster Than Before," *Quartz*, December 1, 2017, <https://qz.com/1144201/under-trump-us-jobs-are-moving-overseas-even-faster-than-before>.
43. Arie Lewin and Vinay Couto, *Next Generation Offshoring: The Globalization of Innovation, 2006 Survey Report* (Durham, NC:

Duke Center for International Business Education and Research, 2007), 7-10.

44. Ibid.
45. Winfred Arthur Jr. and Winston Bennett Jr., "The International Assignee: The Relative Importance of Factors Perceived to Contribute to Success," *Personnel Psychology*, Spring 1995, 99-114.
46. Also see Michael G. Harvey, Milorad M. Novicevic, and Cheri Speier, "An Innovative Global Management Staffing System: A Competency-Based Perspective," *Human Resource Management*, Winter 2000, 381-94.
47. Peterson, Napier, and Shul-Shim, "Expatriate Management," 151.
48. Juan Sanchez, Paul Spector, and Cary Cooper, "Adapting to a Boundaryless World: A Developmental Expatriate Model," *Academy of Management Executive* 14, no. 2 (2000): 96-106.
49. Jan Selmar, "Effects of Coping Strategies on Sociocultural and Psychological Adjustment of Western Expatriate Managers in the PRC," *Journal of World Business* 34, no. 1 (1999): 41-51.
50. Paula M. Caligiuri, "Selecting Expatriates for Personality Characteristics: A Moderating Effect of Personality on the Relationship between Host National Contact and Cross-Cultural Adjustment," *Management International Review* 40, no. 1 (2000): 61-80.
51. "Expatriate Explorer: Balancing Life Abroad," HSBC, 2015, https://www.expatriateexplorer.hsbc.com/survey/files/pdfs/overall-reports/2015/HSBC_Expatriate_Explorer_2015_report.pdf.

52. Ibid.
53. Brian Friedman, "How to Move and Manage the Best People around the World; an Assignment Overseas Is Often Now Seen as a Vital Career Move," *The Daily Telegraph*, 2010, 39-40.
54. Margaret A. Shaffer, David A. Harrison, K. Matthew Gilley, and Dora M. Luk, "Struggling for Balance amid Turbulence on International Assignments: Work-Family Conflict, Support, and Commitment," *Journal of Management* 27 (2001): 99-121.
55. Patricia C. Borstorff, Stanley G. Harris, Hubert S. Field, and William F. Giles, "Who'll Go? A Review of Factors Associated with Employee Willingness to Work Overseas," *Human Resource Planning* 20, no. 3 (1993): 29-40.
56. See Betty Jane Punnett, "Towards Effective Management of Expatriate Spouses," *Journal of World Business* 33, no. 3 (1997): 243-56.
57. Howard Tu and Sherry E. Sullivan, "Preparing Yourself for an International Assignment," *Business Horizons*, January/February 1994, 68.
58. "2017 Global Mobility Trends," Brookfield Global Relocation Services, <https://www.bgrs.com/2017-talent-mobility-trends>.
59. "2015 Global Mobility Trends," Brookfield Global Relocation Services.
60. Ibid.
61. James C. Baker and John M. Ivancevich, "The Assignment of American Executives Abroad: Systematic, Haphazard or Chaotic?" *California Management Review*, Spring 1971, 41.

62. Jean E. Heller, "Criteria for Selecting an International Manager," *Personnel* 57, no. 6 (1980): 47-55.
63. Rosalie L. Tung, "U.S. Multinationals: A Study of Their Selection and Training Procedures for Overseas Assignments," *National Academy of Management Proceedings*, no. 1 (1979): 65.
64. This section is based on J. Stewart Black, Mark Mendenhall, and Gary Oddou, "Toward a Comprehensive Model of International Adjustment: An Integration of Multiple Theoretical Perspectives," *Academy of Management Review*, April 1991, 291-317.
65. For more on this area, see Jaime Bonache, Chris Brewster, and Vesa Suutari, "Expatriation: A Developing Research Agenda," *Thunderbird International Business Review*, January/February 2001, 3-20.
66. Crystal I. C. Farh, Kathryn M. Bartol, Debra L. Shapiro, Page 548
and Jiseon Shin, "Networking Abroad: A Process Model of How Expatriates Form Support Ties to Facilitate Adjustment," *Academy of Management Review* 35, no. 3 (July 2010): 434-54.
67. Iain McCormick and Tony Chapman, "Executive Relocation: Personal and Organizational Tactics," in *Managing across Cultures: Issues and Perspectives*, ed. Pat Joynt and Malcolm Warner (London: International Thomson Business Press, 1996), 326-37.
68. Calvin Reynolds, "Expatriate Compensation in Historical Perspective," *Journal of World Business* 32, no. 2 (1997): 118-32.

69. Cathy Loose, "Home and Away," *China Staff* 16, no. 3 (2010): 24-26.
70. Oded Shenkar, *Global Perspectives of Human Resource Management* (Upper Saddle River, NJ: Prentice Hall, 1995), 292.
71. Pedro Goncalves, "Expats Earn \$21,000 More by Moving Abroad: HSBC Survey," *International Investment*, October 11, 2018,
<https://www.internationalinvestment.net/internationalinvestment/news/3505779/expats-earn-usd21-moving-abroad-hsbc-survey>.
72. Peterson, Napier, and Shul-Shim, "Expatriate Management," 155.
73. See Dennis R. Briscoe, Randall S. Schuler, and Lisbeth Claus, *International Human Resource Management* (New York: Routledge, 2008).
74. See also Ute Krudewagen and Susan Eandi, "Designing Employee Policies for an International Workforce," *Workspan* 53, no. 6 (2010): 74.
75. Cheryl Spielman and Gerald A. Tammaro, "8 Action Items for Expatriate Planning in an Economic Downturn," *Workspan* 52, no. 10 (2009): 58.
76. "Pay Variations in Asia," *HR Magazine*, 54 (12) 2010.
77. David Sirota and J. Michael Greenwood, "Understand Your Overseas Workforce," *Harvard Business Review*, January/February 1971, 53-60.
78. Ingemar Torbiorn, *Living Abroad* (New York: Wiley, 1982), 127.

- Charles Vance and Yongsun Paik, "One Size Fits All in
79. Expatriate Pre-departure Training? Comparing the Host Country Voices of Mexican, Indonesian and U.S. Workers," *Journal of Management Development* 21, no. 7-8 (2002): 557-72.
 80. Chi-Sum Wong and Kenneth S. Law, "Managing Localization of Human Resources in the PRC: A Practical Model," *Journal of World Business* 34, no. 1 (1999): 28-29.
 81. "2015 Global Mobility Trends," Brookfield Global Relocation Services.
 82. Ibid.
 83. Ibid.
 84. Ibid.
 85. Jobert E. Abueva, "Return of the Native Executive," *New York Times*, May 17, 2000, C1.
 86. Nancy J. Adler, *International Dimensions of Organizational Behavior* (Boston: PWS-KENT, 1991).
 87. Howard W. French, "Japan Unsettles Returnees, Who Yearn to Leave Again," *New York Times*, May 2, 2000, A12.
 88. J. Stewart Black, "Coming Home: The Relationship of Expatriate Expectations with Repatriation Adjustment and Job Performance," *Human Relations* 45, no. 2 (1992): 177-92.
 89. Wong and Law, "Managing Localization of Human Resources," 36.
 90. Nancy K. Napier and Richard B. Peterson, "Expatriate Reentry: What Do Expatriates Have to Say?" *Human Resource Planning*

14, no. 1 (1991): 19-28.

91. Charlene Marmer Solomon, "Repatriation: Up, Down or Out?" *Personnel Journal* (January 1995): 32.
92. Mitchell R. Hammer, William Hart, and Randall Rogan, "Can You Go Home Again? An Analysis of the Repatriation of Corporate Managers and Spouses," *Management International Review* 38, no. 1 (1998): 67-86.
93. Karen Roberts, Ellen Ernst Kossek, and Cynthia Ozeki, "Managing the Global Workforce: Challenges and Strategies," *Academy of Management Executive*, November 1998, 93-106.
94. See also Mark C. Blino and Daniel C. Feldman, "Increasing the Skill Utilization of Expatriates," *Human Resource Management* 39, no. 4 (Winter 2000): 367-79.
95. See also Ben L. Kedia and Ananda Mukherji, "Global Managers: Developing a Mindset for Global Competitiveness," *Journal of World Business* 34, no. 3 (1999): 230-51.
96. Robert C. Maddox and Douglas Short, "The Cultural Integrator," *Business Horizons*, November/December 1988, 57-59.
97. Michael Hickins, "Creating a Global Team," *Management Review*, September 1998, 6.
98. Charlene Marmer Solomon, "Global Operations Demand That HR Rethink Diversity." *Personnel Journal* 73, no. 7 (2013): 40-50.
99. Paul R. Sparrow and Pawan S. Budhwar, "Competition and Change: Mapping the Indian HRM Recipe against World-Wide Patterns," *Journal of World Business* 32, no. 3 (1997): 224-42.

100. See also Wong and Law, "Managing Localization of Human Resources," 32-33.
101. Bodil Jones, "What Future European Recruits Want," *Management Review*, January 1998, 6.
102. Filiz Tabak, Janet Stern Solomon, and Christine Nielsen, "Managerial Success: A Profile of Future Managers in China," *SAM Advanced Management Journal* (Autumn 1998): 18-26.
103. Also see Allan Bird, Sully Taylor, and Schon Beechler, "A Typology of International Human Resource Management in Japanese Multinational Corporations: Organizational Implications," *Human Resource Management*, Summer 1998, 159-76.
104. Fred Luthans, *Organizational Behavior*, 10th ed. (New York: McGraw-Hill/Irwin, 2004), chapter 16.
105. Noel M. Tichy and Eli Cohen, "The Teaching Organization," *Training and Development* 52, no. 7 (1998): 27,
<http://go.galegroup.com/ps/anonymou?id=GALE%7CA20991460&sid=googleScholar&v=2.1&it=r&linkaccess=abs&issn=10559760&p=AONE&sw=w>.
106. Peter Prud'homme van Reine and Fons Trompenaars, "Invited Reaction: Developing Expatriates for the Asia-Pacific Region," *Human Resource Development Quarterly* 11, no. 3 (Fall 2000): 238.
107. John Hayes and Christopher W. Allinson, "Cultural Differences in the Learning Styles of Managers," *Management International Review* 28, no. 3 (1988): 75-80.

108. See, for example, Jennifer Smith, "Southeast Asia's Search for Managers," *Management Review*, June 1998, 9.
109. Also see Schon Beechler and John Zhuang Yang, "The Transfer of Japanese-Style Management to American Subsidiaries: Contingencies, Constraints, and Competencies," *Journal of International Business Studies* (Third Quarter 1994): 467-91.
110. Allan Bird and Schon Beechler, "Links between Business Strategy and Human Resource Management Strategy in U.S.-Based Japanese Subsidiaries: An Empirical Investigation," *Journal of International Business Studies* (First Quarter 1995): 40.
111. Linda K. Stroh and Paula M. Caligiuri, "Increasing Global Competitiveness through Effective People Management," *Journal of World Business* 33, no. 1 (1998): 1-16.
112. For more on this, see Tomoko Yoshida and Richard W. Breslin, "Intercultural Skills and Recommended Behaviors," in *Global Perspectives of Human Resource Management*, ed. Oded Shenkar (Upper Saddle River, NJ: Prentice Hall, 1995), 112-31.
113. Alan M. Barrett, "Training and Development of Expatriates and Home Country Nationals," in *Global Perspectives of Human Resource Management*, ed. Oded Shenkar (Upper Saddle River, NJ: Prentice Hall, 1995).
114. Yukimo Ono, "Japanese Firms Don't Let Masters Rule," *Wall Street Journal*, May 1994.
115. See Wong and Law, "Managing Localization of Human Resources," 32-33.

116. See Andrew Sergeant and Stephen Frenkel, "Managing People in China: Perceptions of Expatriate Managers," *Journal of World Business* 33, no. 1 (1998): 17-34.
117. Michael J. Marquardt and Dean W. Engel, *Global Human Resource Development* (Upper Saddle River, NJ: Prentice Hall, 1993).
118. Ingmar Bjorkman and Yuan Lu, "A Corporate Perspective on the Management of Human Resources in China," *Journal of World Business* 34, no. 1 (1999): 20-21.
119. Fred E. Fiedler, Terence Mitchell, and Harry C. Triandis, "The Culture Assimilator: An Approach to Cross-Cultural Training," *Journal of Applied Psychology* (April 1971): 97.
120. Fred Luthans and Allan H. Church, "Positive Organizational Behavior: Developing and Managing Psychological Strength," *Academy of Management* 16, no. 1 (2002): 57-75.
121. Fred Luthans and Carolyn M. Youssef, "Emerging Positive Organizational Behavior," *Journal of Management* 33, no. 3 (June 2007): 321-49.
122. Ibid.
123. "What Are Companies' Top Concerns for Relocating Employees over the Next Decade?" *Business Wire*, June 28, 2010.
124. CIA, "Russia," *The World Factbook*, 2019, <https://www.cia.gov/library/publications/the-world-factbook/geos/rs.html>.
125. Ibid.

- World Economic Outlook Database, “Russia,” International Monetary Fund, July 2018,
https://www.imf.org/external/pubs/ft/weo/2018/01/weodata/weo_selgr.aspx.
127. Mark Champion, “Trump's Trade War Is Making Russia and China Comrades Again,” *Bloomberg*, November 5, 2018,
<https://www.bloomberg.com/news/articles/2018-11-05/trump-s-trade-war-is-making-russia-and-china-comrades-again>.
128. Kif Leswing, “Apple Is Storing Russian User Data in Russia, and Some People Are Worried It Could Enable Government Crackdowns,” *Business Insider*, February 5, 2019,
<https://www.businessinsider.com/apple-icloud-storage-in-russia-poses-privacy-concerns-2019-2>.



In the International Spotlight

Russia

Straddling the European and Asian continents, Russia stretches from Belarus in the west to the Pacific Ocean in the east. Russia is rich in various natural resources, including oil, natural gas, coal, strategic

minerals, reserves of rare earth elements, and timber. For the last 20 years, the Russian economy has been disproportionately dependent on oil and natural gas.¹²⁴

Russia's population is currently estimated at over 142 million people. Over three-quarters of the residents are of Russian descent, though there are sizable populations of Tatars, Ukrainians, and Bashkirs as well. Russia's population growth is fairly stable. Organized religion is not heavily practiced, with just 15 to 20 percent identifying as Russian Orthodox, 10 to 15 percent identifying as Muslim, and approximately 2 percent identifying as Christian. The population is concentrated in the age group of 25-54 years old, representing slightly less than half of the total population.¹²⁵

Russia's estimated GDP in 2018 was US\$1.720 trillion. The Russian economy, which is highly dependent on gas and oil revenue, has experienced periods of deep recession over the past decade as fossil fuel supply has outpaced global demand. Consistently strong economic growth is not predicted to return until energy prices increase.¹²⁶ Russia's economic issues go beyond just the decline in oil prices. The government is one of the biggest barriers to any sustainable growth to the Russian economy. Russia's legal system is largely inefficient and difficult to maneuver, and the government itself becomes intertwined in the private sector through its closely managed state-owned enterprises and varying levels of corruption. Worsening its already sluggish economy, Russia made a large and costly financial commitment to its annexation of Crimea in 2014, controversially supported the Assad government during the Syrian Civil War, and meddled in the 2016 Brexit referendum and the U.S. presidential election. These actions resulted in a further worsening of already strained relations with the West, including the United States

and the European Union. In 2018, nearly 150 Russian diplomats were expelled by Western governments.

Russia's government is a federation. Vladimir Putin has held most executive power since his first presidential election in 2000. While Russia has certainly evolved from its days as a purely communist society, the state is still deeply intertwined with all aspects of the economy. Following a series of controversial actions by the Russian government, including the poisoning of former Russian military intelligence officer Sergei Skripal in 2018, the United States and EU levied a variety of sanctions on Russian business leaders and government-controlled companies. These sanctions have added to the already deteriorating consumer confidence and have prompted Russia to redirect its efforts to Asia to attract foreign investment.¹²⁷

You Be the International Management Consultant

A few years ago, the Russian government passed a law that required tech companies, such as Apple, to store their user data on local servers. Apple encrypts its stored sensitive user information, which includes contacts, photos, messages, and other personal data, to protect it from being illegally compromised; however, the new law still requires this protected information to be physically held within Russia's jurisdiction. Based on past actions and human rights violations, many fear that the Russian government could eventually order Apple to decrypt and turn over data on specific citizens for political purposes. Companies like Apple have to face a choice: follow the local Russian law, which could lead to the persecution of Russian dissidents, or withdraw from the lucrative market.¹²⁸

Questions

1. Given the Russian government's history of interfering with private business and targeting political dissidents, would you make as large of an investment in Russia if you were a tech company like Apple?
2. What are the pros and cons of investing in Russia?
3. Does the fact that Russia's economy remains so heavily dependent on fossil fuel sales impact your decision to invest?

Design Elements: Chess Icon, Globe Icon, People Icon: McGraw-Hill Global Education Holdings, LLC; World map vector: vectorlight/Shutterstock; World map background with globe: one AND only/Shutterstock

IKEA's Global Renovations

In September 2018, Swedish furniture retailer IKEA announced record revenue of US\$44.7 billion for 2018 and [a] 7 percent increase in profit over 2017. Despite many highly publicized setbacks over the years, including high-profile product recalls in 2017, a scandal regarding use of horse meat in its iconic meatballs in 2013, and accusations of forced labor in the 1980s, IKEA continues to prosper in markets around the world. Since expanding outside of Europe over 30 years ago, IKEA has attempted to balance its unique approach to both the retail shopping experience and its own expansion as it has sought to achieve a reputation for social responsibility and sustainability.

IKEA's Humble Beginnings

The idea of IKEA began in 1935 in the small province of southern Sweden, Smaland, where the people are known for their hard work and for making the most from very little means. Ingvar Kamprad, a nine-year-old boy with a strong entrepreneurial spirit, began by selling fish and Christmas decorations to those in the local community. By age 17, using a gift of money from his father, Kamprad established the company IKEA. Kamprad created the name IKEA by combining his initials, the initials of his hometown farm, and the initials of a nearby village. During that period he sold everything from pens to gadgets to stockings, and within a short time he was able to put together a mail-order catalog. By 1947, Kamprad decided to introduce home furnishings

to the product mix and by 1951, eliminated all other products lines, focusing solely on the home furniture market.

Kamprad built his empire on the foundation of offering a “wide range of home furnishings of good design and functionality at a price low enough to be affordable to most people.”¹ With this idea in hand, he set out to build a business that met the needs of the Swedish people, showing no differentiation between rich and poor.

Around this time, he was seeing a great deal of pressure from other furniture providers in his direct market. In 1956, with his suppliers facing pressure to boycott due to increased competition, Kamprad decided to design his own furniture and have a manufacturer produce it. This seemingly small decision led IKEA to offer low prices and efficient packaging, which are still the capstones of the business today.

It is universally believed that IKEA’s growth and success are a direct result of Kamprad’s vision, values, and culture, which he cultivated in all aspects of IKEA’s business model. His openness to change, his drive for innovation, and his focus on his stakeholders have made IKEA what it is today: the largest and most successful furniture retailer in the world.

Growth and Expansion

The first IKEA store opened in Almhult, Sweden, in 1958. In 1963, IKEA opened its first international store in Oslo, Norway, and two years after that opened a flagship store near Stockholm. In 1973, IKEA spread to mainland Europe, opening stores in Switzerland and Germany. Germany, to this day, remains IKEA’s largest market. Following these markets, a store was opened in Australia in 1977 and in the Netherlands in 1979. The first store in the United States did not arrive until 1985, which is surprising given IKEA’s record-breaking US\$6.1 billion in revenue in the U.S. in 2018. The U.S.

opening was quickly followed by the first one in the United Kingdom. See [Figure 1](#) for a more detailed timeline of IKEA's expansion.

Figure 1 Timeline of Major Events in IKEA's History

- 1926 Founder Ingvar Kamprad is born in Smaland, Sweden.
- 1931 Kamprad begins selling matches to nearby neighbors.
- 1933–1935 Kamprad uses his bicycle to expand territory and begins selling flower seeds, greeting cards, Christmas tree decorations.
- 1943 Using money from his father, Kamprad founds IKEA, selling pens, wallets, picture frames, table runners, watches, jewelry, and nylon stockings.
- 1945 First IKEA advertisement is in a local newspaper.
- 1948 IKEA begins selling furniture.
- 1951 First IKEA catalog is published and Kamprad decides to focus solely on selling furniture.
- 1953 First showroom opens in Almhult, Sweden.
- 1956 IKEA decides to design its own furniture and flat pack it for self-assembly.
- 1958 First IKEA opens in Sweden.
- 1960 First IKEA restaurant opens at the Almhult location.
- 1963 IKEA enters Oslo, Norway.
- 1969 IKEA enters Copenhagen, Denmark.
- 1973 IKEA enters Zurich, Switzerland.
- 1975 IKEA enters Sydney, Australia.
- 1976 IKEA enters Vancouver, Canada.
- 1977 IKEA enters Vienna, Austria.
- 1979 IKEA enters Rotterdam, Netherlands.
- 1981 IKEA enters Paris, France.
- 1982 The IKEA Group is formed.
- 1984 IKEA enters Brussels, Belgium.
- 1985 IKEA enters Philadelphia, USA.
- 1986 A new president and CEO, Anders Moberg, takes over.

- 1987 IKEA enters Manchester, UK.
- 1989 IKEA enters Milan, Italy.
- 1990 The IKEA Group develops its first environmental policy.
- 1990 IKEA enters Budapest, Hungary.
- 1991 IKEA enters Prague, Czech Republic, and Poznan, Poland.
- 1993 IKEA Group becomes a member of the global forest certification organization Forest Stewardship Council (FSC).
- 1996 IKEA enters Madrid, Spain.
- 1997 Global website is launched.
- 1997 IKEA's sustainable approach to shipping, titled "IKEA, Transport and the Environment," is created.
- 1998 IKEA enters Shanghai, China.
- 1999 New president and CEO, Anders Dahlvig, is named.
- 2000 IKEA enters Moscow, Russia, Kamprad's "last big hobby."
- 2000 IKEA code of conduct, IWAY, is launched.
- 2000 Online shopping begins.
- June 2004 IKEA enters Lisbon, Portugal.
- July 2004 The 200th store opens.
- December 2004 Opening ceremonies in Moscow are cancelled due to protracted disputes with government over corruption.
- May 2006 IKEA enters Tokyo, Japan.
- January 2006 IKEA Food is launched.
- June 2009 IKEA halts further investment in Russia.
- October 2012 IKEA is criticized for removing women from Saudi Arabia ads.
- November 2012 IKEA publicly apologizes for forced labor practices in East Germany 25–30 years prior.
- February 2013 IKEA is under attack for horsemeat found in European meatballs.

- March 2013 IKEA now admits to contamination of chocolate cake in China.
- March 2013 IKEA announces future partnership with Marriott for budget hotel chains in Europe.
- July 2015 IKEA issues a warning regarding its popular “Malm” line of dressers after it is revealed that dressers had a tendency to tip over, killing two infants.
- June 2016 IKEA issues a voluntary recall of the 29 million “Malm” dressers that it sold between 2002 and 2016, after an additional four infants were killed.
- November 2017 IKEA re-announces the recall of its “Malm” line of dressers, urging customers to choose between returning the product or repair.
- September 2018 IKEA posts record-high global revenue of US\$44.7 billion for the fiscal year.
- October 2018 IKEA announces plans to expand into a variety of new markets by 2025, including Chile, Colombia, Peru, Mexico, Estonia, Ukraine, Puerto Rico, Oman, Luxembourg, Macau, and the Philippines.

IKEA now operates over 422 stores in 50 countries, with 208,000 employees as of 2018.² The fast growth was primarily organic, with IKEA maintaining full control over the company, as it still does today. Several “business format franchises” currently exist, where local entrepreneurs took on the capital investment and the management, and left the merchandising and marketing to IKEA. Since 1982, IKEA has been owned by a foundation, and remaining private is a keystone of success to ensure that the culture and values remain intact.

Specifically, the Netherlands-based company Inter IKEA Systems BV owns the franchise, and Ingka holding company, of which Kamprad was the senior advisor, operates over 300 stores worldwide. In addition, a separate

company, Iikano, manages the Kamprad fortune and owns several other IKEA stores in its own right.

IKEA's success cannot be ignored in today's turbulent market, with IKEA being commended for entering and remaining in traditionally difficult markets. What keeps the IKEA group going strong is its corporate initiatives embedded in Swedish heritage. These corporate initiatives are visually apparent throughout the stores and have been considered a "significant force of competitive advantage."³

The Swedish lifestyle incorporates a "fresh, healthy way of life" with bright colors and textiles even though Sweden does not see a great amount of sunlight. The high quality, stressfree furniture and the caring employees represent a Swedish tradition where "rich and poor alike were well looked after."⁴ Food stands with Swedish snacks are prominent in every store. Also, the do-it-yourself requirement of customers to perform some of the work by putting together and/or transporting the furniture facilitates low prices.

Every IKEA store is built fundamentally similar, but each has a Page 552 distinct local flare. Within any IKEA there are "free pushchairs, Page 553 supervised childcare and sometimes children's playgrounds as well as wheelchairs for the disabled."⁵ In addition, a receptionist's desk holds catalogs, tape measures, and pens and pencils, and a wide range of staff members are always throughout the store to aid any customer in need of help.

One of the biggest reasons for IKEA's success on a global level has been its ability to enter new international markets yet keep its core values and brand image consistent. This is something that other companies have not been able to tackle as successfully, and a brief look into IKEA's international strategy will provide a strong understanding of why the company has been so successful with global expansion while at the same time maintaining a positive corporate image.

Vision, Core Values, Brand

IKEA is a unique case, not only because its founder wrote a vision and a set of core values over 60 years ago that are still in use today, but also because the founder is still a part of everyday management. Ingvar Kamprad, Sweden's richest man when he passed away in 2018 at 91 years old, created these core values that have driven business growth, shaped culture, and ultimately built a brand image that has propelled IKEA to huge success. In fact, some believe that the culture, embedded deep in every store, transcends the actual products.

Kamprad began with his vision to offer “a wide range of well-designed, functional home furnishing products at prices so low that as many people as possible will be able to afford them.”⁶ From this vision came a set of corporate values that are still followed today. The three defining values that drive operations to this day are “common sense and simplicity,” “dare to be different,” and “working together.”⁷

Common sense and simplicity, created as a value in 1943, follows the belief that “complicated rules paralyze!” The principle that simplicity prevails both internally and externally has been a major driving force in operations since IKEA's inception. Simplicity can be seen in large warehouse stores; in interactions between management, suppliers, and customers; and in cost cutting.

Cost cutting is seen throughout the business, especially at the management level. One will not find management flying first class or staying in luxury hotels. Cost-saving techniques are seen at every level, allowing IKEA to not just verbalize its commitment to low prices, but to physically have significantly lower prices than the competition.

Dare to be different, also created in 1943, is about always finding a new path by asking the question, “why?” By constantly questioning the status quo, IKEA has found success in innovation and in its ability to continually change

and evolve. For instance, Ingvar Kamprad, when conceiving IKEA, asked himself, “Why must well-designed furniture always be so expensive? Why do the most famous designers always fail to reach the majority of people with their ideas?”⁸

That simple question has led IKEA to create what it is known for today, and will continue to guide the company moving forward. Kamprad believed that it is more difficult now than ever before to find new ways to solve problems and, in the face of strong competition, will allow IKEA to differentiate even further from the competition.

Working together was added to IKEA’s values in 1956 when the furniture was recreated for self-assembly by customers. IKEA even released this statement in 1999: “You (the customer) do your part. We (IKEA) do our part. Together we save money.”⁹ It is very representative of its belief to work together in every aspect of the business and help each other along the way.

According to Tarnovskaya et al., the vision, values, and culture, taken together with systems and networks, form the “value proposition for customers.”¹⁰ In other words, how these values permeate into the business will be apparent to customers, allowing them to form their own opinion on the brand. The customers and stakeholders of IKEA, therefore, ultimately define the brand essence.

Corporate brand is a construct of “intangible nature,” built through relationships, perceptions, and behaviors. It involves all stakeholders, including “customers, competitors, employees, and other business actors.”¹¹ By taking the values created by Ingvar Kamprad years ago and embedding them in all company stakeholders, IKEA has developed strong corporate brand values that have led them to success both domestically and internationally.

Global Expansion

Internationalization Strategies

As the number of stakeholders increases, especially across country borders, the more difficult it is to maintain a uniform brand image and goals. IKEA has found success when expanding internationally by staying consistent with the global values described while still allowing some room for a unique local flare.

“Employees become the ambassadors of the brand values,” as they are the salesmen of the firm. If employees do not believe in the values and live them, the customers surely won’t either. IKEA succeeds by bringing in a staff of experienced IKEA employees, traditionally Swedish, to train and reshape the culture in each new market. For instance, IKEA trains all new staff members on the core competencies seen as most important to support brand vision and values, and the success of this lies not only in training, but also in recruitment.

An IKEA HR corporate manager was quoted as saying, “Our goal is to employ co-workers who understand and embrace our core values and ^{Page 554} will reflect and reinforce those.”¹² By focusing heavily on the recruitment process, IKEA is able to ensure it hires the right type of employee who can potentially change his or her own personal traditional values and become a believer and salesperson of the IKEA brand. Edvardsson et al. even argued that values are coproduced with customers, and given that employees are communicating the brand to the customer, communication becomes a value in itself.¹³

Another important stakeholder that plays a strong role in internationalization is the supplier. The global supplier plays a large role because it needs to act as a firm base for the company when entering new markets, to continually support IKEA in order to avoid the necessity of constantly forming new relationships. Just as important, though, is the need for

local suppliers, who are very beneficial and most often necessary within each market, but who typically hold views contradictory to Swedish values.

In 2000, IKEA created a code called “The IKEA Way,” or “IWAY,” that puts forth standards of acceptable working conditions for suppliers. The code touches on many aspects such as child labor, forestry, and corruption, with the main goal to make “sustainable development the core business value.”¹⁴

With nearly 1,000 suppliers in 50 countries, IKEA focuses on long-term relationships with suppliers who not only produce low-cost, high-quality goods, but who positively impact working conditions, the commodities, and the environment as well. “On a global scale, IKEA has more than 1,000 employees involved in purchasing. Purchasing is divided into 16 regional ‘trading areas,’ encompassing 43 trading service offices in 33 countries.”¹⁵

Every supplier is chosen based on his or her ability to meet predetermined standards set forth in the IWAY, focusing specifically around management style, financial situation, sourcing of materials, equipment, impact on the environment, and location. The IWAY is made up of 19 areas containing over 90 issues that must be met. It is revised every two years and IKEA has a staff of internal auditors selected to research the suppliers’ ability to meet the IWAY requirements. Once a supplier makes it to the final stage of approval, goals and plans are set in place to further improve working conditions.

When entering a new market, IKEA chooses and trains local suppliers similarly to its processes for recruiting and hiring employees. For instance, when entering Russia, IKEA’s strategy was to build a local supplier base through “active cooperation in the Russian wood industry.”¹⁶ IKEA’s proactive strategy was difficult, given that IKEA bases its strategy for long-term commitments on feelings of trust, which was very uncommon for Russians, who “operate under great uncertainty and are reluctant to enter into long-term commitments.”¹⁷ However, IKEA took the time to understand the

Russian positions and invested heavily to change their opinions and behaviors.

Global expansion has proven historically difficult, yet IKEA has found a way to not only balance the entire customer experience, but also achieve a reputation for social responsibility and sustainability in the process. One of its greatest impacts thus far has been on the environment. In 1997, before the IWAY was even finalized, IKEA sought to increase the efficiency of transportation by writing “IKEA, transport and the environment.”¹⁸ Its purpose was to limit pollution from travel and strategically place all stakeholders geographically. Based on responses gathered by a University of Bari study, 60 percent of stakeholders lived less than 20 km from the store. According to one author, “IKEA’s intuition was not so much to involve some vendors in this program, but more to formalize this synergy through the sharing of an ethical code. A code whose purpose is not only practical in terms of production, but also symbolic of the ability of the Swedish corporation to use its brand as a means to ensure the work of all those with whom it collaborates.”¹⁹

The goal is to limit manpower and trips by using flat-packs, and ultimately limit CO₂ emissions through decreased travel. In 2001, with 170 carriers, IKEA asked its suppliers to meet certain requirements—“... IKEA recommended they update transport vehicles to more modern models. The company also required a switch to less polluting fuels as well as the establishment of environmental protection policies and action plans to control pollution.”²⁰ Within 10 years, results in Italy, for example, showed a decrease from 75 percent to 65 percent of road transport as well as CO₂ emissions reductions.

According to chief sustainability officer Steve Howard, IKEA aims to be energy independent by 2020. As of 2018, the company has installed a total of 750,000 solar panels at its retail locations, purchased 441 wind turbines, and invested US\$2.5 billion globally into renewable energy for its stores.

Approximately 90 percent of its stores are currently equipped with an on-site energy source.²¹

IKEA's dedication to the environment and strong network of stakeholders has been yet another point of success when entering international markets. A look into a few internationalization examples will provide further information on IKEA's global practices. See [Figure 2](#) for a full list of IKEA's first stores built in each country.

Figure 2 Location of New Stores by IKEA

Year	City/Country
1958	Almhult, Sweden
1963	Oslo, Norway
1969	Copenhagen, Denmark
1973	Zurich, Switzerland
1975	Sydney, Australia
1976	Vancouver, Canada
1977	Vienna, Austria
1979	Rotterdam, Netherlands
1981	Paris, France
1984	Brussels, Belgium
1985	Philadelphia, USA
1987	Manchester, UK
1989	Milan, Italy
1990	Budapest, Hungary

Year	City/Country
1991	Prague, Czech Republic
1991	Poznan, Poland
1996	Madrid, Spain
1998	Shanghai, China
2000	Moscow, Russia
2004	Lisbon, Portugal
2005	Istanbul, Turkey
2007	Bucharest, Romania
2009	Dublin, Ireland
2013	Cairo, Egypt
2013	Doha, Qatar
2014	Tangerang, Indonesia
2014	Gwangmyeong, South Korea
2015	Casablanca, Morocco
2017	Belgrade, Serbia
2018	Salmabad, Bahrain
2018	Riga, Latvia
2018	Hyderabad, India

China Entry and Expansion

IKEA entered China in 1998 and initially moved slower than it had in other locations. By 2006, it had opened three stores, and there were a total of 27

stores by 2019. The Beijing location, which opened in 2006, has been tagged as IKEA's largest-volume store globally with over 6 million visitors annually.

IKEA originally entered China as a joint venture with the Chinese government. In 2004, China entered the World Trade Organization and, as a result, the third location in Quanzhou was able to be wholly owned by IKEA, as well as all subsequent openings.

Asia has been a difficult market for IKEA, notably because of Page 555 the extreme cultural differences between Asia and Sweden. It has not been an easy road for IKEA, yet even in difficult times, Asia cannot be ignored given its sheer size.

Asia makes up 30 percent of IKEA's sourcing, and the large population results in daily visitors, for instance, on a Saturday in Beijing equaling the number of weekly visitors to a store in the West. The size and population, though, also come at a price for the company that created a successful business based on principles of standardization with local adaptation.

China is vastly different from all Western markets in size, culture, and tastes, and has forced IKEA to alter its marketing strategies to meet demand. The core strategy of the company is to offer low-cost, high-quality furniture, meaning the cost must be low in comparison to other furniture providers in the country. Other businesses in China, though, are traditionally providing the lowest cost options. Therefore, IKEA, faced with extreme competition and copycats, had to alter its emphasis to the higher-income population, who see its furniture as more of a luxury purchase.

IKEA has also seen challenges in the open-showroom-selling environment, which is designed to allow customers to envision the design of a room and touch the furniture. The Chinese are not accustomed to this and view it as a hangout. Customers can often be found reading, lounging, and napping on the furniture, or gathering around looking for freebies. In fact, during a 2015 heat wave, IKEA had to issue a formal policy prohibiting customers

from sleeping in the air-conditioned bed section of the store. Furthermore, several China locations have now become hotspots for senior citizen romance.

The seniors show up in groups, sit for hours in the cafeteria, and bring their own food and tea. To deal with these groups taking up all the space without actually making a purchase, IKEA has added guards and created special seating areas for those patrons who only want to sit and not shop. Because of these situations, IKEA had to adapt each store to its unique surroundings and cultural differences in order to successfully meet the needs of the Chinese economy.

Although it has been a difficult undertaking, China has become the most important growth market for IKEA. In 2017, despite a slowing Chinese economy, sales grew over 14 percent.

Russia Entry and Setbacks

IKEA entered Russia in 2000 as a “last big hobby” for founder Ingvar Kamprad, then age 81. Amid large changes in culture and a great deal of training, IKEA was a huge success with its “mega-mall” business model. The first store in Russia drew 40,000 shoppers on the first day, and as of 2016 IKEA operates 14 stores with approximately 200 million visitors each year.

Although IKEA has seen success in Russia, the road to get there was not always easy. Like China, Russia’s culture is extremely different from Sweden’s, and changing a culture without changing the IKEA brand values proved to be extremely difficult. For instance, when hiring, IKEA wants its employees to have a personality that lends to the IKEA business model rather than a comprehensive resume, whereas Russians place a great deal of emphasis on education and experience.

Training was also an issue for the Russian employees, who value academic training and had a negative perception of the “shop floor training” provided by IKEA trainers. However, the IKEA trainers stuck to the IKEA

model and began reaching their new Russian counterparts by altering the Russians' previously held views.

In 1998, after the currency devaluation and economic collapse seen throughout Russia, IKEA stood by its side, refusing to abandon the country IKEA worked so hard to enter. This dedication created a strong outlook among the Russian population. However, IKEA's challenges in Russia did not diminish following this symbol of perseverance.

After entering Russia in 2000, IKEA invested \$4 billion in ten years. This amount would seem to be a plan that would pay in dividends, when looking at the original statistics, but, according to Kamprad, IKEA "had been 'cheated' out of \$190 million" due to the rampant corruption running Page 556 through Russia. According to the 2015 Corruption Perception Index, Russia ranked 138th out of 180 countries as the most corrupt, whereas Sweden ranked 3rd.²² In addition, Transparency International's most recent Bribe Payer Index ranked Russia last out of the 28 countries evaluated, making it the most likely place for bribes to be paid out of the largest economies globally.²³

What is a company dedicated to fair business practices supposed to do in an opportunistic market flooded with corruption? IKEA played fair, and dealt with blow after blow from the Russian government. In 2004, the opening ceremonies of a new store in Moscow were cancelled at the last minute due to the location being too near a gas pipeline. Following that, in 2007, the company planned on opening a Samara, Russia, location, which a year and a half later still remained closed.

In June 2009, IKEA announced it would suspend all further investment in the country due to the troubles it previously faced with the government. And in 2010, the company announced that two expatriate executives were fired for taking part in bribes involving the Russian utility company, Lenenergo, in the prior year.

IKEA took a great deal of heat for taking bribes during an anticorruption campaign put forth by the company during the Russian turbulence. Although it is never acceptable to participate in corruption in any way, even turning a blind eye to it, anticorruption experts were quoted as saying: “How to reconcile tough anti-bribery corporate policies back home with the corrupt rules of the game in Russia is a nigh-impossible task.”²⁴

It has been pointed out that, given IKEA’s role as one of Russia’s largest foreign investors, the fact that the company has always previously performed business ethically as proven by Sweden’s place on the Corruption Perception Index shows just how difficult it is to perform business, and perform it well, in Russia.

Although IKEA is driven by a positive social mission and proactively seeks out stakeholders who support its core values, it does not always work out ideally. IKEA has recently been in the negative media spotlight as a result of a few cases that go against its code of conduct. It is important to mention, though, that IKEA was not acting in haste, but rather these examples should highlight why the company must stay on its toes in the midst of ubiquitous information, social networks, and media and governments eager to take advantage of companies in general.

Recent Challenges and Opportunities

Delayed Expansion into India

Despite plans to expand into India for over a decade, IKEA finally opened its first store in August 2018 in Hyderabad. In the wake of an economic slowdown in China and Russia, IKEA is now attempting to expedite its entry into the Indian market, with plans for 25 new stores by 2025. However, thus far, the company has faced significant red tape and limiting bureaucracy.

In 2007, when IKEA first tried to expand into India, the company sought to bypass the legal regulations that require foreign companies to work with a

local company in a joint venture. IKEA believed that it would be far more successful operating on its own, and the company believed that it could lobby the Indian government into agreeing. Unfortunately for IKEA, the lobbying efforts took over five years until the government finally waived the joint venture requirements, significantly delaying IKEA's proposed timeline.

In 2016, IKEA ran into further problems after failing to find suitable local suppliers that meet IKEA's standards. Per Indian law and IKEA's agreement with the government, one-third of all products sold in India must be produced in India. After an extensive search across the country for local products that the company could add to its Indian catalog, IKEA came up empty-handed. Local rugs were discovered to have been woven by child labor, tables contained unsafe levels of toxic materials, and plates were found to leak chemicals into food.

Finally, after investing over US\$670 million in establishing the infrastructure to operate in the country, IKEA's Hyderabad location opened for business in 2018. With the success that IKEA has achieved in other emerging markets, India holds great potential for the company, if IKEA is able to successfully navigate the country's infamous red tape to begin opening more stores.

Images in Saudi Arabia

IKEA came under attack in October 2012 for removing pictures of women from catalogs destined for Saudi Arabia. That year alone, IKEA planned to produce over 200 million copies of its catalog in 62 different versions. However, it admitted to tailoring the images "to suit fashion-related tastes of local markets."²⁵

IKEA publicly apologized for altering the Saudi images in a statement, noting that such self-censorship was inconsistent with its values. "We're deeply sorry for what has happened,"²⁶ Ulrika Englesson Sandman said, "It's

not the local franchisee that has removed the photos. The error has occurred in the process of producing the proposal to Saudi Arabia, and that is ultimately our responsibility.”²⁷

Catalogs still remain the primary source of marketing for IKEA, and it comes at a time when Saudi Arabia is in a political firestorm over its treatment of women. The same photographs had been published in 27 languages for 37 countries with the women present, leaving many to wonder about IKEA’s stance on gender equality.

Forced Labor Practices

IKEA publicly apologized in November 2012 for having profited by the use of prisoners in East Germany 25 to 30 years prior. The issue was publicized when, earlier in the year, the media began reporting on the connection. In response to the accusation, IKEA hired Ernst & Young, which ^{Page 557} researched 20,000 pages of internal records and 80,000 pages of ^{Page 557} state and federal documents in addition to interviews of 90 former employees and witnesses.

It was realized that political prisoners were in fact used in the production of IKEA merchandise during that time, even though IKEA initially questioned the use of prisoners by suppliers. Jeanette Skjelmose, sustainability manager, showed her remorse in a public statement: “We deeply regret that this could happen... The use of political prisoners in production has never been acceptable to the IKEA Group. At the time, we didn’t have today’s well-developed control systems and obviously didn’t do enough to prevent such production conditions among our former G.D.P. suppliers.”²⁸

When speaking of their current control systems, Skjelmose was probably referring to the previously mentioned IWAY code of conduct standards. In addition to placing provisions on working conditions, touched on in the code,

IKEA also conducts audits on suppliers over 1,000 times every year just to ensure a situation like this will not arise again.

This news comes as a large surprise to those who follow IKEA and its traditionally positive social impact. IKEA has even been commended many times over the years for its strong stance on social issues, such as child labor. Susan Bissell of UNICEF (the United Nations Children's Fund) in South Asia was quoted as saying,

The risk of falling into disrepute and becoming the victim of consumer boycotts has driven many companies to move production from South Asia to areas which are easier to control. Those companies which stay on do everything they can to conceal their presence. I wish more companies had the courage to follow IKEA's example: stay on and actively work on the problems and take genuine social responsibility. IKEA is a sponsor of UNICEF [...] but we regard IKEA as a cooperation partner rather than a contributor [...].²⁹

Many even commended IKEA for how it handled this situation. IKEA took on the responsibility of hiring Ernst & Young to investigate the situation at the first mention of forced labor. It is not the only company to have profited from such actions, but one of the few that took action against its prior role. In fact, Christian Sachse, a Berlin historian, spoke of how common this act was, and said it would "take years of research to properly understand the field."³⁰

For now, IKEA has accepted its wrongdoing and is moving forward while trying to make things right. The company has vowed its commitment to donate funds and provide an effort to research the issue of forced labor in East Germany, and stands as one of the only companies that is coming forward and taking action to turn the negative into a positive.

Horsemeat Scandal

In light of the horsemeat scandal raging across Europe, inspectors from the Czech Republic found traces of the meat in IKEA's European signature meatballs in February 2013. Although the United States' supply remained unaffected, customer morale is likely to have been impacted. One customer

was even quoted as saying, “I am more trusting of Swedish companies and it makes me wonder about corporate integrity in a way I never have questioned Swedes before.”³¹

In a public statement, IKEA reassured communities and supporters across the world that they are committed to high-quality, safe food and will not stand for any ingredients other than those listed in the recipe. The company guaranteed the public that it is taking all concerns very seriously, and assured all that no product is actually harmful if eaten. The real issue is the discrepancy in labeling.

Five percent of IKEA’s total revenue comes from food, and meatballs in 13 countries were temporarily removed during the investigation. It is a situation affecting many of Europe’s leading food companies, including Nestlé SA and ABP Food Group’s Silvercrest Food. As IKEA worked to resolve the issues internally, the company attempted to ease the nerves of the disheartened public.

Cake Contamination

Just one month after the horsemeat scandal took place, IKEA again found itself in the news for chocolate cake that was discovered to contain traces of coliform bacteria, a contaminant found in the environment and in the feces of humans and warm-blooded animals, according to *The Wall Street Journal*.³² Although the cakes posed no true health hazards, as the issue was caught before the cakes hit stores, it came at a bad time publicly.

The Shanghai quarantine bureau destroyed two tons of the cake, and IKEA performed a formal investigation and removed the cakes from restaurants in 23 countries. The company has released a formal apology for all concerns raised regarding the issue.

Budget Hotel Chain

IKEA, in a more positive light, announced a new partnership with Marriott to open a budget-friendly hotel chain called “Moxy,” targeted toward next-generation travelers in Europe. The partnership aims to sneak into the economy sector of the European travel market, which represents half of the largest travel market worldwide.

The hope was to secure locations of 50 hotels in the next five years, as well as 150 hotels in the next 10 years. The first opened in Milan, Italy, in 2014. All rooms are designed to be the same size with the same décor, typically contemporary with large wall art, a flat-screen TV, and USB ports. The hotel stay also includes a continental breakfast, bars, and public spaces for the low price of 60 to 85 euros a night.

This comes as a new initiative for the largest furniture retailer, as well as for Marriott, who currently owns over 5,700 properties in 110 countries but is now seeking a spot in the economy segment. The brand will be Page 558 operated by a franchise and will stay in line with IKEA’s low-cost, high-quality mentality.

In addition to entering new markets, as seen in its partnership with Marriott, IKEA is also placing a strong focus on making its current line of business even better. The company is investing heavily in core products, particularly in the U.S. market, to battle the predisposition that the product line is primarily for those in their “starting-up phase.” IKEA has also begun offering delivery service in some markets and plans on putting other strategies into place to further highlight itself as a quality brand that not only acts responsibly, but also listens to its customers.

There has also been a shift in leadership structure globally at IKEA over the last few years, as Jesper Brodin was promoted to CEO and president in 2017, and founder Ingvar Kamprad passed away in early 2018. Although they are not involved in the day-to-day operations of the company, Kamprad’s three

sons have promised to maintain their father's vision for the company and foundation going forward.

Questions for Review

1. How would you describe IKEA's overall approach to international expansion? What were some of the important successes and challenges it experienced along the way?
2. What macro- and micro-political risks did IKEA face when it first considered entry into Russia? What kinds of preemptive and/or proactive political strategies might it have pursued to mitigate these risks?
3. How should IKEA respond to some of the recent scandals concerning product contamination, sourcing, working conditions, and product safety?
4. What motivation, leadership, and international HR approaches has IKEA pursued to achieve its international success? What additional steps might it consider given its expanding global reach and impending change in leadership?

This case was prepared by Deborah Zachar of Villanova University under the supervision of Professor Jonathan Doh as the basis for class discussion.

ENDNOTES

1. Bo Edvardsson and Bo Enquist, "Values-Based Service Brands: Narratives from IKEA," *Journal of Service Theory and Practice* 16, no. 3 (May 2006): 230–46.
2. "Facts and figures," Ikea Group, 2018, https://www.ikea.com/ms/en_US/this-is-ikea/facts-and-figures/index.html.

3. Jens Hansgard and Sven Grundberg, "IKEA Chief Executive to Step Down," *Wall Street Journal*, September 17, 2012, <https://www.wsj.com/articles/SB10000872396390443816804578001922463079746>.
4. "Our Swedish Origins," IKEA, 2013, https://www.ikea.com/ms/en_JP/about_ikea/the_ikea_way/swedish_heritage/index.html.
5. "The Story of IKEA," *Management Practice*, no. 8 (1997): 33–34.
6. Veronika Tarnovskaya, Ulf Elg, and Steve Burt, "The Role of Corporate Branding in a Market Driving Strategy," *International Journal of Retail & Distribution Management* 36, no. 11 (2008): 941–65.
7. Mats Urde, "Uncovering the Corporate Brand's Core Values," *Management Decision* 47, no. 4 (2009): 616–38.
8. Bo Edvardsson and Bo Enquist, "Values-Based Service Brands: Narratives from IKEA," *Journal of Service Theory and Practice* 16, no. 3 (May 2006): 230–46.
9. Urde, "Uncovering the Corporate Brand's Core Values."
10. Veronika Tarnovskaya, Ulf Elg, and Steve Burt, "The Role of Corporate Branding in a Market Driving Strategy," *International Journal of Retail & Distribution Management* 36, no. 11 (2008): 941–65.
11. Tarnovskaya, Elg, and Burt, "The Role of Corporate Branding in a Market Driving Strategy."
12. Ibid.

13. Edvardsson, Enquist, and Hay, “Values-Based Service Brands.”
14. Dario A. Schirone and Germano Torkan, “New Transport Organization by IKEA. An Example of Social Responsibility in Corporate Strategy,” *Advances in Management & Applied Economics* 2, no. 3 (2012): 181–93.
15. “Welcome Inside Our Company,” IKEA,
https://www.ikea.com/ms/en_US/this-is-ikea/company-information.
16. Tarnovskaya, Elg, and Burt, “The Role of Corporate Branding in a Market Driving Strategy.”
17. Ibid.
18. Dario A. Schirone and Germano Torkan, “New Transport Organization by IKEA,” *Advances in Management & Applied Economics* 2, no. 3 (2012): 181–93.
19. Ibid.
20. Ibid.
21. Billy Ludt, “IKEA Commissions 1.72-MW Rooftop Solar Array for Future San Antonio Location,” *Solar Power World*,
November 13, 2018,
<https://www.solarpowerworldonline.com/2018/11/ikea-commissions-a-rooftop-array-for-future-san-antonio-location>.
22. “Corruption Perceptions Index 2018,” Transparency International,
<https://www.transparency.org/cpi2018>.
23. Ibid.
24. Oleg Nikishenkov, “IKEA Case Exposes Bribe Culture in Russia,” *Moscow News*, February 23, 2010,

<http://www.mn.ru/news/20100223/55414629.html>.

25. Anna Molin, “IKEA Regrets Cutting Women from Saudi Ad,” *Wall Street Journal*, October 2012,
<https://www.wsj.com/articles/SB10000872396390444592404578030274200387136>.
26. Ibid.
27. Ibid.
28. Tiffany Hsu, “IKEA: ‘We Deeply Regret’ Use of Forced Labor in East Germany,” *Los Angeles Times*, November 16, 2012,
<https://www.latimes.com/business/la-xpm-2012-nov-16-la-fi-mo-ikea-forced-labor-germany-20121116-story.html>.
29. Bo Edvardsson and Bo Enquist, “Values-Based Service Brands: Narratives from IKEA,” *Journal of Service Theory and Practice* 16, no. 3 (May 2006): 230–46.
30. Nicholas Kulish and Julia Werdigier, “Ikea Admits Forced Labor Was Used in 1980s,” *New York Times*, November 16, 2012,
<https://www.nytimes.com/2012/11/17/business/global/ikea-to-report-on-allegations-of-using-forced-labor-during-cold-war.html>.
31. Anna Molin and John D. Stoll, “IKEA’s Iconic Meatball Drawn into Horse-Meat Scandal,” *Wall Street Journal*, February 25, 2013,
<https://www.wsj.com/articles/SB10001424127887323384604578325864020138732>.
32. Jens Hansegard, “IKEA: Chinese Officials Find Coliform Bacteria in IKEA Cakes,” *Wall Street Journal*, March 5, 2013.

How Didi Fought Uber in China and Won; Next, Taking On the World

Introduction

Technology is constantly evolving, and firms who have leveraged the unprecedented growth rate of modern innovation have seen quick success. Didi Chuxing, China's largest ridesharing servicer, is no exception. With roots dating back to 2012, Didi has quickly gained Chinese support, and with over 7.4 billion rides completed in 2017, Didi's emphasis on technology has allowed the young ridesharing firm to gain monopolistic authority within China.¹

Rising transportation demand in China has created intense ridesharing competition within China, and Didi's early expansion efforts were obstructed by competitors, most notably Uber, who entered China in 2014. With locations in over 60 countries, Uber had the experience needed to quickly gain a foothold within China. Hefty subsidies, discounts, and marketing promotions propelled the competitive battle between Uber and Didi, and the immediate influence of Uber's reputation led to a quick deterioration of Didi's market dominance. Nonetheless, governmental protectionism, strong Chinese partners, and a unique cultural landscape in China presented Didi with the competitive edge needed to halt Uber's expansion.²

Fierce opposition weakened revenues, and each firm reported losses exceeding US\$1 billion within the first year of competition.³ As a result, in August of 2016, Uber and Didi agreed to US\$35 billion alliance in which Didi would acquire Uber China. In return, Uber would receive an initial 5.89 percent stake in the combined company, and with preferred equity interest, Uber's total position amounted to 17.7 percent.⁴ This announcement

effectively halted Uber's effort to compete head-on with Didi in China and confirmed Didi's dominance over the Chinese ridesharing market.

The acquisition of Uber China meant only temporary peace to cut throat ridesharing competition, and new wars are beginning to emerge as the two firms each strive to gain global ridesharing dominance. Uber is now faced with a difficult situation as Chinese authority and growing revenue streams inch Didi closer to global superiority. As Didi prepares to expand into international markets, it is only a matter of time before these two players clash once again.⁵

An Evolving Chinese Ridesharing Market

China has quickly become the world's largest provider of ridesharing services, and in 2017, a total of 20.81 billion rides were offered through these platforms. Today, ridesharing accounts for almost 2 percent of all transportation within China.⁶ While ridesharing may retain only a modest presence, it is nonetheless the fastest growing method of transportation in the nation as these services have been available for less than a decade. Rapid growth justifies China's US\$30 billion ride hailing market valuation, and continued development has led analysts to believe that this market will double in size by the end of 2020.⁷

Ridesharing within China offers a sustainable solution to China's road congestion and emission pollution issues. According to the World Bank, China's transportation sector accounts for nearly 55 percent of oil consumption, and transportation related carbon emissions amounted to nearly 900 million tons in 2016.⁸ Furthermore, a recent study conducted by the Asian Development Bank found that 7 of the 10 most polluted cities in the world are located in China. The World Health Organization has additionally reported that only 1 percent of all Chinese cities meet air quality standards, and in some cities, particulate matter pollution is more than 10 times the WHO limit.⁹

Chinese consumers are more willing to try new products and are more accepting of new technology, leading to a quick embrace of ride hailing services by both Chinese citizens and governments. A recent study by Bain and Company noted that 62 percent of Chinese respondents listed e-hailing services as their primary driver of increased mobility preferences. Conversely, less progressive nations such as the U.S. and Germany had only 29 percent and 23 percent of respective respondents list e-hailing as a mobility preference contributor.¹⁰

Governmental vehicle limitations have also contributed to mounting ridesharing support. In an effort to curb pollution and congestion, China has implemented many regulations aimed at limiting the number of vehicles on the road. In Beijing for instance, a city with some of the most congested roads in the world, citizens are only eligible to drive on predefined dates based on their license plate numbers. Furthermore, mounting taxes, fees, and restraints associated with purchasing and operating a vehicle have forced many to rethink transportation.¹¹ In 2016, the country legalized ridesharing, thus becoming the first developed country to nationally do so. This legislation would require all drivers to pass national background checks and car inspections, and China's willingness to embrace ridesharing shows its eagerness to improve domestic transportation options.¹²

Didi Chuxing: Building a Better Journey

Growing transportation concerns within China increased the demand for new and innovative methods of travel. As a result, in 2012, rideshare service Didi Dache was established. Founded by Cheng Wei, a former Alibaba employee who had grown tired of the difficulty associated with hailing a cab during rush hour, Didi Dache received early national embrace.¹³ Ridesharing expanded quickly, and by 2015, China's rideshare services were transporting over 150 million monthly users. Early success was headed by both Didi Dache and

competitor Kuaidi Dache, and the combined position of these two firms amounted to nearly 95 percent of China's ridesharing market.¹⁴

Competition between these two service leaders grew in hostility, and by February of 2015, the firms agreed to end their competitive battle through a merger. The merged company would rebrand itself as Didi Kuaidi, later to be changed to Didi Chuxing, and valuations for the newly formed ridesharing monopoly were placed at around US\$6 billion.¹⁵ Merging not only ended competition, but it also allowed for multiple legal and regulatory advantages, especially in China's more restrictive cities like Shanghai and Beijing where drivers were prohibited from using multiple ridesharing apps.¹⁶ Additionally, Uber's expansion into China in 2014 meant that combining resources and knowledge would be the only way either company could survive. By the time the merger was finalized, the combined firm controlled an 80 percent majority of China's private car hailing market.¹⁷

Didi Chuxing now offers upscale limousine rides, food delivery services, inner city busing, and bike sharing in addition to its typical express ridesharing. While Didi has yet to expand outside of China, heavy international investments have allowed the firm to gain a global footprint. Didi now has relationships with Lyft in America, Ola in India, GrabTaxi in Southeast Asia, 99 in Latin America, and Taxify in Europe (see [Figure 1](#)).¹⁸

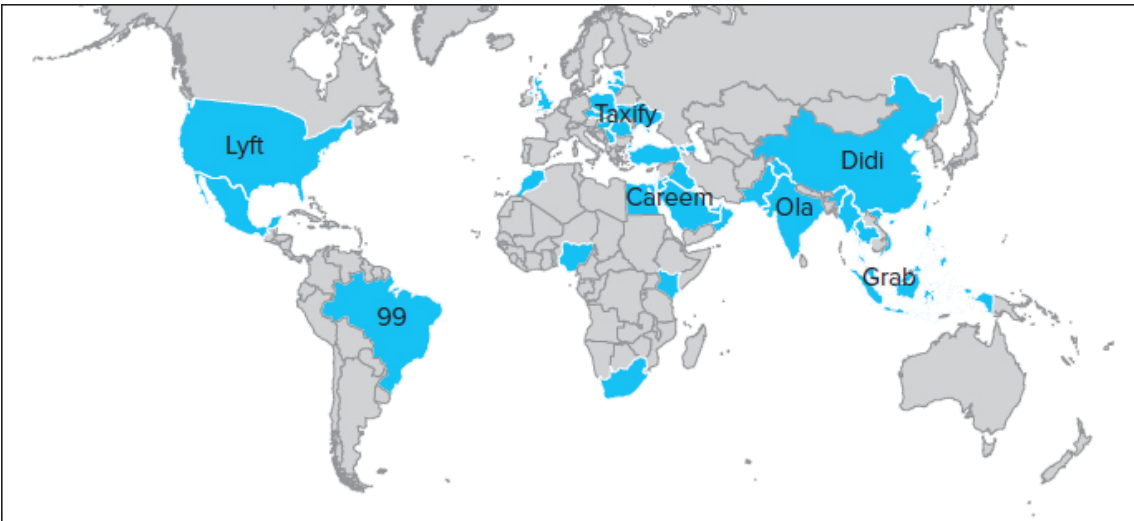


Figure 1 Didi Chuxing's Global Partnerships

Source: Bhuiyan, Johana, and Rani Molla. "Didi is Chasing Uber Around the World." Vox, August 10, 2017. <https://www.vox.com/2017/8/10/16114736/didi-china-ride-hail-compares-uber-globally>.

Didi Chuxing has the goal of "building a better journey," and the firm's vision of "Becoming a global leader in the revolution of transportation and automotive technology" describes how the firm plans to achieve this ambition. These ideas are central to the firm's nearly 10,000 employees, half of which are engineers and data scientists.¹⁹ Didi has supported its vision through heavy investments in machine learning, artificial intelligence, and electronic vehicles. Innovation has spawned expansion, and investments by Apple have resulted in a shared Silicon Valley research and development lab that focuses on AI advancement and self-driving technology. For Didi, this lab is only one of three research facilities, and the firm has been using machine learning and data collection to improve the fluidity of its services since its founding.²⁰

Didi Chuxing's emphasis on improving its services through innovation is most clearly demonstrated through its Smart Transportation Brain technology. Through a partnership with the Chinese government, Didi has been able to combine its camera and sensor data with governmental road reports to proactively manage traffic in real time. For instance, data sharing has led to

the installation of smart traffic lights that decrease road congestion. The severity of transportation issues within China has led to governmental backing as both Didi and the Chinese government share similar goals of traffic alleviation. Governmental support, mixed with an environment that encourages ridesharing, [has] greatly contributed to Didi's dominance within China.²¹

Managing Mounting Threats

While Didi's capabilities have created success, generating a consistent profit remains a major challenge for the firm. Cheng Wei has often hinted at the private firm's stressed financial situation, and in 2018, Didi was rumored to have a net loss of US\$1.6 billion. High losses are a result of rider subsidies, and Didi is known for underpricing competitors and attracting new users through deep discounts. Driver shortages—a result of regulations that prohibit migrant workers from driving—have also cut into revenue.²² Although most ridesharing competitors, like Uber, have yet to generate a profit, the extent of Didi's losses in such a concentrated market are particularly worrisome for the firm.²³

Didi's per ride revenue averages around 16 cents, and with as Page 562 many as 30 million daily rides given, the profit potential for the company is enormous. Nonetheless, post subsidy profit can be as little as 1.6 cents and total 2018 subsidies were estimated at US\$1.7 billion. The firm has only been able to survive in such a loss heavy environment due to the support of strong domestic partners and partnerships with Alibaba, Softbank, Tencent, and Apple. These investments have generated US\$12 billion of on-hand cash, which continues to fund subsidies, tech innovation, and expand the firm's international presence. While Didi may remain a loss leader for some time, the growing ubiquity of the firm's presence will most likely lead to profits in the long run.²⁴

Recent attacks against riders have weakened Didi's perception of safety. Even though Didi's accident rates are far lower than that of a traditional taxis, there has been much backlash against the firm ever since two female passengers were killed by Didi drivers in early 2018. Both incidents were directly linked to faults within Didi's platform, such as the firm's lack of receptiveness to user complaints. In response to these attacks, Didi announced that it would not focus on profits until all safety concerns were addressed. Didi has since introduced random biometric ID testing in addition to the selfie-based login system previously used to identify drivers and added an in-app SOS button that is linked to a special police response team focused on dealing with transportation threats. Wei hopes that these efforts will revitalize Didi's damaged image.²⁵

Negative backlash has not halted Didi's push forward, and international support is growing so rapidly that valuation estimates have begun to rival that of Uber.²⁶ Similarly, *Fortune* magazine has ranked Didi 53rd on its 2018 list of companies changing the world due to the progress the firm has made in limiting road congestion and decreasing transportation-induced environmental impacts.²⁷ Didi's influence has led to Cheng Wei being listed as *Forbes Asia's* 2016 Businessman of the year, and this innovative mentality has also resulted in Didi being ranked 4th on CBNC's 2018 Disruptor 50 list, a ranking that presents the top companies changing their respective industries.²⁸

China's Business Environment

Rapid growth has expanded individual wealth, and more than half of all households within China will be considered middle class by 2022. The nation's per capita disposable income is now around 28,000 yuan, or 4,000 dollars.²⁹ Increasing wealth has shifted preferences and discretionary spending has grown 13.4 percent since 2010. As wages and consumption rise, the population is beginning to spend more on entertainment, relaxation, and

travel—all of which influence ridesharing demand.³⁰ New spending patterns have also attracted foreign firms, and many now invest heavily in this high-growth market. Within the last 10 years alone, China has received over 20 percent of all developing countries' FDI, and with over US\$100 billion invested annually, China has become one of the most heavily targeted nations in the world.³¹

Although China has opened its markets, cultural and regulatory obstacles have nonetheless obstructed many foreign firms' entrances. China operates under a hybrid economic system, meaning that some sectors are market-based, while others remain state-owned and protected. Most industries fall in the middle of this spectrum and governmental backing of domestic firms has limited the entrance of foreign competitors.³² Foreign tech and retail giants, such as Google and Walmart, have faced many restrictions within China, and the nation uses protectionism as a tactic to grow local economies. This protectionist emphasis explains why Chinese firms consistently outperform foreign rivals.³³

Business etiquette varies significantly within China, and many western firms have historically found it difficult to operate within the nation's rigid business environment. Within China, leadership is synonymous to loyalty and it is taboo for subordinates to question upper management. Strict group structures heavily influence the way in which management operates, and many Chinese communities believe that western leadership hierarchies are too relaxed. These leadership differences were key contributors to the early hostilities felt between Didi Chuxing and Uber, and different mentalities fueled the passion each enterprise felt over establishing its own cultural precedent within China's ridesharing industry.³⁴

China's business environment has similarly impacted the way ridesharing has been addressed within the nation. On a national level, regulations require that ridesharing firms hire local residents, and that both drivers and vehicles

obtain specific certifications. Drivers must have a minimum of three years driving experience and no criminal record, and they must be licensed by local taxi authorities. As compared to other nations, China is much more open to ridesharing, and it was the first country to nationally address the industry. This openness demonstrates both executive level support for domestic growth and a culturally progressive mindset. Governmental support of ridesharing was ultimately an important factor of Uber's market entrance.³⁵

Uber: Setting the World in Motion

Founded by Travis Kalanick and Garrett Camp in 2009, Uber is now regarded as a ridesharing pioneer and global industry leader. Since Uber's first San Francisco ride in 2010, the firm has prioritized development, and in Page 563 just 10 years, Uber has become one of the world's most valuable private startups. While valuations peaked at US\$72 billion in 2017, many still regard Uber as a leader in the future of transportation, and many more believe that its aggressive demeanor will lead to both domestic and international success.³⁶

Established as a taxi service, Uber now offers a multitiered platform of transportation and logistic solutions, including shipping, food delivery, electronic bikes, and limousines. This diversification has expanded Uber's potential and has grown the company beyond ridesharing. Today, services like Uber Eats now make up 17 percent of total business.³⁷ Furthermore, with a mission that reads, "To ignite opportunity by setting the world in motion," Uber and its 2 million global drivers focus on bettering the future of transportation. In doing so, Uber has emphasized technology advancement and is currently investing in innovative travel solutions, ranging from autonomous vehicles to flying cars.³⁸

In 2018 alone, ridesharing services in the U.S. generated US\$15.6 billion, and revenues are anticipated to reach US\$26.3 billion by 2023.

Additionally, the U.S. currently has 50 million registered ridesharing users, and 11 million new riders are estimated to emerge within the next five years.³⁹ For Uber, the bulk of its business remains domestic, and while premiums are generally higher in the U.S., market growth is more promising internationally. For instance, a major consideration of international ridesharing growth is vehicles per capita. The United States has one of the highest vehicle per capita rates, and 88 percent of U.S. citizens own a car, compared to about 10 percent globally.⁴⁰ This disparity in transportation accessibility has caused many American ridesharing firms to expand into foreign nations, such as China, where the market potential is larger. Higher demand for ridesharing internationally has led to expedited foreign growth, and by 2025, the global ridesharing industry will be 10 times larger than that of the U.S.⁴¹

Uber has focused on international expansion since its inception. In December of 2011, a little more than a year after the firm's first San Francisco ride, Uber expanded into Paris. Within the next two years, the firm grew its operations across 6 continents. Today, Uber is active in over 600 cities in 70 unique countries (see [Figure 2](#)). Nevertheless, almost a third of these locations are within North America, and Uber's largest presence remains domestic.⁴² As a result, most of the firm's income is generated within the U.S., and despite a growing international focus, over 57 percent of Uber's revenues will come from North America by 2022.⁴³



Figure 2 Uber's Operations Around the Globe

Source: Bhuiyan, Johana, and Rani Molla. "Didi is Chasing Uber Around the World." Vox, August 10, 2017. <https://www.vox.com/2017/8/10/16114736/didi-china-ride-hail-compares-uber-globally>.

Foreign competition and international backlash have inhibited Uber's success, and while the firm is becoming globally known, many foreign developments have been ineffective. Uber's expansion techniques have typically involved offering deep discounts while leveraging the prestige associated with its brand.⁴⁴ Uber rarely makes local adjustments, and the firm has often been criticized for not adapting to the cultural, economic, and political environments of an area it expands into. As a result, many have questioned the speed of Uber's expansion and condemn the company for not taking the time to properly adapt to the nuances of the locations it enters. Uber's expansive setbacks can be linked to its "think local to expand global" attitude and many believe that the largest inhibitor to Uber's success has been its inability to adapt.⁴⁵

Many have also questioned the legal and societal aspects of Uber's services, and fierce lobbying, especially by taxi unions, has disrupted international expansion. Opposition has led to violent protests and state-wide bans in places like Hungary, Italy, and France. In Morocco, Uber drivers have

claimed that disputes with taxi servicers have resulted in physical harm, threats, and unlawful detainment. As attacks become more common, many passengers question the safety of the service.⁴⁶

Growing opposition and overly eager expansion plans have damaged Uber's financial position, and costly battles within less open-minded countries have slowed revenue growth. While self-reported financial statements show that revenues reached US\$11.3 billion in 2018, many speculators are concerned with the firm's slowing growth. Furthermore, after deducting expenses, Uber showed a net loss of US\$1.8 billion in 2018. This loss can be mainly attributed to unsuccessful international expansions, brand damage control, and regulatory lawsuits.⁴⁷ Along with revenue concerns, Uber has also been plagued by leadership scandals. Travis Kalanick, co-founder and CEO of Uber, was known to support a workplace culture that tolerated both discrimination and sexual harassment. Kalanick was forced to step down after the firm's five largest investors threatened to pull their funding.⁴⁸ Traditionally, Uber's overall leadership has placed a high focus on growth, resulting in a hostile company culture, which one former employee described as "Hobbesian." Growth has always undermined employee well-being, and "workers were often pitted against one another while a blind eye was turned to infractions from top performers." Corrupt leadership and a toxic work environment have resulted in multiple lawsuits, new management, and faulty expansive efforts.⁴⁹

Uber's Milestones

- 2009**
 - Travis Kalanick and Garrett Camp launch UberCab.
 - UberCab is rebranded as Uber.
- 2010**
 - Travis Kalanick replaces Ryan Graves as CEO.
 - The Uber app launches on iPhone and Android.

- Uber performs its first ever ride, taking a single passenger across San Francisco.
 - Domestic expansion begins and services are offered in cities such as New York and Chicago.
- 2011**
- First international launch in Paris, France.
 - First round of funding results in over US\$11 million of investments.
 - Expands into France.
 - Ridesharing becomes primary focus through the launching of UberX.
- 2012**
- Competitor Lyft is founded.
 - Expands into Australia, Canada, and the United Kingdom.
 - Begins looking for opportunities in Asia, taking off in Taipei, Taiwan.
 - Targets Central and South American through Mexico City expansion.
- 2013**
- Establishes a global mindset by launching in Johannesburg, South Africa.
 - *USA Today* names Uber Tech Company of the year.
 - Expands into India, Mexico, Germany, South Africa, Taiwan, and the United Arab Emirates.
 - Enters China.
 - Chinese firm Baidu backs Uber with a US\$600 million investment.
 - UberRush launches as a courier service that uses bicycle messengers to deliver packages.

- UberPool begins allowing travelers to share rides.
- 2014**
- UberMilitary is founded to help returning veterans gain employment opportunities.
 - Enters its 100th City.
 - Expands into Austria, Bahrain, Belgium, Brazil, Chile, Czech Republic, China, Columbia, Denmark, Egypt, Finland, Greece, Hong Kong, Hungary, Ireland, Israel, Italy, Japan, Lebanon, Netherlands, New Zealand, Nigeria, Norway, Panama, Poland, Portugal, Qatar, Saudi Arabia, Spain, South Korea, Sweden, and Switzerland.
 - Didi Chuxing is founded through a merger between Kuaidi Dache and Didi Dache.
 - Didi and Lyft form a US\$100 million partnership.
 - Ola, Grab, Didi, and Lyft announce the Joint Global Technology and Service Alliance to battle Uber.
 - UberCargo launches as a bulk shipping platform.
 - UberFresh is rebranded as UberEats, growing the firm's position in food delivery services.
 - Specific locations begin accepting cash fees.
- 2015**
- First autonomous robotics research facility opens.
 - First public acquisition occurs when Uber purchases map startup deCarta.
 - Domestic regulatory pressures grow after California's Labor Commission classifies Uber drivers as employees.
 - Performs its one billionth ride.
 - Enters its 300th city.

- Expands into Costa Rica, Croatia, Estonia, Ghana, Jordan, Kenya, Lithuania, Macao, Morocco, Peru, Romania, Slovakia, Sri Lanka, Turkey, and Uganda.
- China becomes the first country to nationally deem ridesharing legal.
- Didi Chuxing announces its acquisition of Uber China.
- Scheduled ride services launch allowing passengers to book rides up to 30 days in advance.
- Street mapping begins as a way to improve and maximize route logistics.
- First self-driving vehicle pilot takes place.

2016

- Regulatory uncertainty rises in the U.S. forces Uber to leave cities like Austin, Texas.
- Global regulatory disputes temporarily force Uber out of countries such as Italy, Israel, and the UK.
- Performs its two billionth ride just six months after hitting one billion trips.
- Enters its 500th city.
- Expands into: Argentina, Bangladesh, Bolivia, Guatemala, Pakistan, Tanzania, Uganda, and Ukraine.
- UberFreight launches, connecting trucking companies and drivers with shippers.
- Passengers under 17 become eligible to use Uber.
- Passengers are now able to tip drivers.
- Launches Visa-sponsored Uber credit card.
- Walmart announces home delivery through Uber partnership.

- Partners with NASA to work on the development of flying vehicles.
- 2017**
- Travis Kalanick is forced to resign as CEO amidst rumors of workplace discrimination and sexual misconduct.
 - Dara Khosrowshahi replaces Kalanick as CEO.
 - Alphabet files a lawsuit against Uber claiming theft of self-driving vehicle intellectual property.
- Page 565
- Performs its five billionth ride.
 - Expands into Dominican Republic, Ecuador, El Salvador, and Trinidad.
 - UberBike launches following the firm's acquisition of Jump Bikes.
 - Electric scooter rentals become available through a partnership with Lime.
 - Drivers gain eligibility to sell items to passengers.
 - Launches Ride Pass monthly service subscription.
- 2018**
- Toyota invests in Uber to help bring autonomous ride hailing vehicles to market.
 - As regulatory hostility grows, Uber begins to withdraw from costly international locations including Russia, Southeast Asia, and Egypt.
 - Enters its 600th city.
 - Expands into Paraguay.

A New Challenger in China

Despite governmental uncertainty, cultural differences, and other variable entry barriers, Uber launched in China in February of 2014. Attracted by China's ridesharing market potential, Uber hoped to capitalize on the nation's transportation limitations and growing population. Furthermore, in order to overcome the legal ambiguity of ridesharing in China, Uber entered the nation through partnerships with multiple domestic vehicle leasing servicers and technology companies. The largest of these partners was Chinese tech giant Baidu, and Uber reworked its internal platform to run on Baidu Maps. This partnership was crucial to Uber's entrance, as Uber typically relies on Google Maps to operate, which is banned in China.⁵⁰ Prior to entrance, Uber was valued at US\$17 billion, and this valuation more than doubled after a year of operating within China.⁵¹

Growing competition in the U.S. ridesharing industry, along with pressure by other transportation services, pushed Uber to look for opportunities outside of the U.S. Widespread unification of cab drivers led to country-wide lawsuits, collective lobbying efforts, and governmental complaints. Taxi unions fought to retain their dominance by emphasizing ridesharing's safety concerns and lack of regulation. By 2015, ridesharing companies like Uber had managed to gain a substantial 29 percent market share, while car rental agencies and taxis held onto 36 percent and 35 percent shares, respectively.⁵²

Uber viewed the lack of widespread Chinese competition as an additional reason to enter the market. Prior to entrance, the only major players within China were Kuaidi Dache and Didi Dache, which would soon merge to form Didi Chuxing. Furthermore, China's large population and low vehicles rates meant that Didi and taxi servicers combined could still not meet the nation's high transportation demand. As a result, taxi driver backlash and protests were not as concerning, and Uber anticipated that competitive battles over customer acquisitions would be less fierce.⁵³

The appeals of the Chinese market allowed Uber to quickly grow, and aggressive expansion techniques led to the rapid diffusion of Uber's brand. By June of 2016, five of Uber's ten largest cities by volume were in China. In less than two years, Uber had expanded into 60 of the nation's most populous cities, and it had hoped to double its presence by 2017.⁵⁴ Two years after expansion, Uber also announced that it possessed a modest 30 percent market share within China, and Uber's American image had gradually gained familiarity throughout the nation. Chinese competencies had grown faster than those in North America, and ride volume in China quickly surpassed that of the U.S. However, costs had also grown much faster, and quick growth resulted in unsustainable expenses and unexpectedly fierce competitive battles.⁵⁵

Ridesharing Difficulties in a Foreign Landscape

Despite early success, Uber quickly found itself amongst a tide of swelling threats. Governmental and societal backlash emerged as the ridesharing firm grew in popularity. In addition to growing city-wide mandates, the national government began to discuss the possibility of enacting countrywide regulations shortly after Uber's entrance. Mounting pressure to regulate and add safety standards threatened Uber's position. Furthermore, since there was no formal ruling on the legality of ridesharing at the time of Uber's entrance, many wrongly believed that the service was illegal. This lack of clarity resulted in general hesitation by both drivers and riders.⁵⁶

In addition to legal and societal opposition, Uber also faced the realities of significant marketing expenses, driver incentives, and passenger discounts.⁵⁷ Finding drivers within China had been much harder than in other international locations due to the nation's many local and national vehicle restrictions, including the prohibition of immigrants and out of city workers

from driving. To attract drivers, Uber was forced to pay pricey sign-on bonuses and increase the percentage of fares that drivers kept.⁵⁸

At the time of Uber's entrance, Didi had been using deep subsidies as a tactic to buy passenger loyalty, expand into new locations, and promote the general image of ridesharing, and Uber was forced to respond with even more aggressive price cuts. Increased rider incentives, such as promotional rides and sign up bonuses, meant that Uber was losing money on each ride it performed. Losses amounted to over US\$1 billion in Uber's first year of entrance.⁵⁹

In order to support these losses, Uber and Didi both needed to attract funding and investments. Baidu had been financing Uber China since its inception, and aggressive investment lobby efforts by Didi resulted in funding from Chinese conglomerates such as Tencent and Alibaba. In 2016 alone, Didi accumulated US\$7.3 billion in backing, with most of this funding coming from Apple, Alibaba, and China Life Insurance. Uber China responded with similar efforts that resulted in US\$5 billion of investments from companies like Toyota and Tiger Global Management.⁶⁰

Over time Uber's tactics put pressure on Didi, and by 2016, Page 566 Didi's market share had shrunk from a near monopoly to 60 percent. Furthermore, in the wake of this competitive battle, smaller companies such as Yidao and Shenzhou begun to emerge, gradually taking their own cut out of China's ridesharing market.⁶¹ As Uber gained experience in China, it [began] expanding into smaller and less wealthy tier 3 and 4 cities. The cost of maintenance and acquisition rose with these expansions as these locations had been isolated from Uber's impact so far. Expansion and discounts were required to gain business, but this strategy hurt Uber by adding to its substantial annual losses. Using subsidies to prioritize growth led to unsustainable losses and unrealistic demand, and it allowed Didi to gain advantages over Uber.⁶²

A Winning Battle: Didi's Advantages over Uber

Despite aggressive attempts by Uber to gain a long-lasting position within China, Didi had multiple advantages that allowed for its long-term sustainability. Didi could better weather the storm of rampant losses, and its domestic edge would prove to be too impactful for Uber to compete with.⁶³

Didi Chuxing's two years of prior experience within China proved to be one of the most impactful advantages for the firm.⁶⁴ Didi had historical data on what services, attributes, and marketing strategies enticed Chinese customers best. While Uber did have more experience expanding into international locations, China was completely unlike any market it had ever entered. Didi's first-to-market entrance countered Uber's typical business model and left the firm in an unfamiliar position.⁶⁵

Having a longer history within China also meant that Didi had a larger presence. While Uber had hoped to expand into its 100th Chinese location by 2017, Didi was already present in over 400 cities a year prior. Didi was active in nearly as many locations within China as Uber was globally.⁶⁶ More importantly, by 2016 Didi was profitable in nearly half of its locations. At the same time, high subsidies and startup costs made Uber unprofitable in every Chinese city it entered.⁶⁷

More cities meant more daily rides, and by the end of 2015, Didi was performing more than three times as many trips as Uber. Didi was also offering millions of more rides through private transportation services like taxis, buses, and limousines. These other transportation steams further diversified Didi's capabilities, revenue, and image. Didi's ranged competences allowed for greater volume, a more widespread presence, and added service offerings. This, in turn, translated into more experience, more employees, and more drivers early on.⁶⁸

A Chinese focus also served as a distinct advantage for Didi. By 2016, Uber was active in over 50 unique countries, and each nation presented its own cultural aspects, societal issues, and regulatory hurdles. And as a result, Uber had to emerge itself in many different global landscapes. Losses, lawsuits, and protests experienced in countries thousands of miles away all impacted Uber China. Conversely, Didi was only active within China, and while Uber was concerned with international failures, Didi could direct all of its efforts at one nation.⁶⁹

Being a Chinese-based firm presented Didi with more tangible benefits as well.⁷⁰ Didi had the support of China's Investment Corporation, which is particularly important for success within China as the government will often sway lawsuits and promote legal regulations that benefit the firms it backs. As a result, CNBC described Uber's lack of consideration of Chinese particularities as its greatest weakness, and one analyst noted that, "You can't win, within China. When you have great technology and a great business model, but don't understand some of those local business premises, West Coast aggressiveness will only get you so far."⁷¹

With funding that outweighed Uber's by as much as US\$2.3 billion, Didi's investments were directed at stimulating Chinese growth, and Didi was better positioned to provide deeper subsidies and discounts. Uber's investments, however, were often globally scattered, thus spreading the company thin.⁷² Didi also formed partnerships with multiple global ridesharing firms such as Lyft, Ola, and Grab. Didi even strategically invested US\$100 million into Lyft in order to indirectly attack Uber's domestic operations and distract the firm from its Chinese battle. Similar investments went to Ola in India and Grab in Singapore.⁷³

Another significant tech investment for Didi came from Apple in 2016, totaling US\$1 billion. While Uber's investments prioritized discounts, Didi's funding was directed at improving user experience and other long-term

projects.⁷⁴ Expanded product offerings like city-wide bike sharing, different car rental classes, carpooling options, and busing lines revitalized the firm. Didi's progressive minded leadership constantly looked for ways to improve, while Uber's leadership only sought out ways to win. This carefully organized mentality meant larger growth and a longer life for Didi, and Uber's plan to use its size and experience to bully its way into China was fruitless.⁷⁵

Presenting an Acquisition Proposal

After two years of consecutive US\$1 billion losses within China, Uber admitted defeat. Kalanick had noted that, "China is only possible with profitability," and he hoped that an alliance would give Uber the profitability needed to succeed.⁷⁶

While Didi was better positioned to survive the price war, cooperation with Uber was becoming increasingly necessary for long-term sustainability.⁷⁷ Growing pressure by investors to cut mounting losses within China finally forced Uber to begin negotiations with Didi in May of 2016. While dialogue was slow at first, Didi quickly prioritized forming an alliance after a rumor emerged that Lyft had begun working with Qatalyst Partners LP, a Page 567 boutique investment bank known for helping tech companies merge.

Fearing a potential Lyft-Uber merger, Didi sped up negotiations, and on August 1, 2016, Didi and Uber came to an agreement.⁷⁸ Prior to the agreement Didi had 42 million users while Uber China had 10 million. An alliance between the two created an unbreakable ridesharing powerhouse within China.⁷⁹

In return for the acquisition of Uber's Chinese operations, Uber gained a 17.7 percent stake in Didi. Additionally, Uber's investors were given a 2.3 percent stake, taking the combined position up to 20 percent. The deal made Uber the largest stakeholder in Didi, and with Uber China being valued at

US\$8 billion, Didi's total value skyrocketed to US\$36 billion (see [Figure 3](#)).⁸⁰

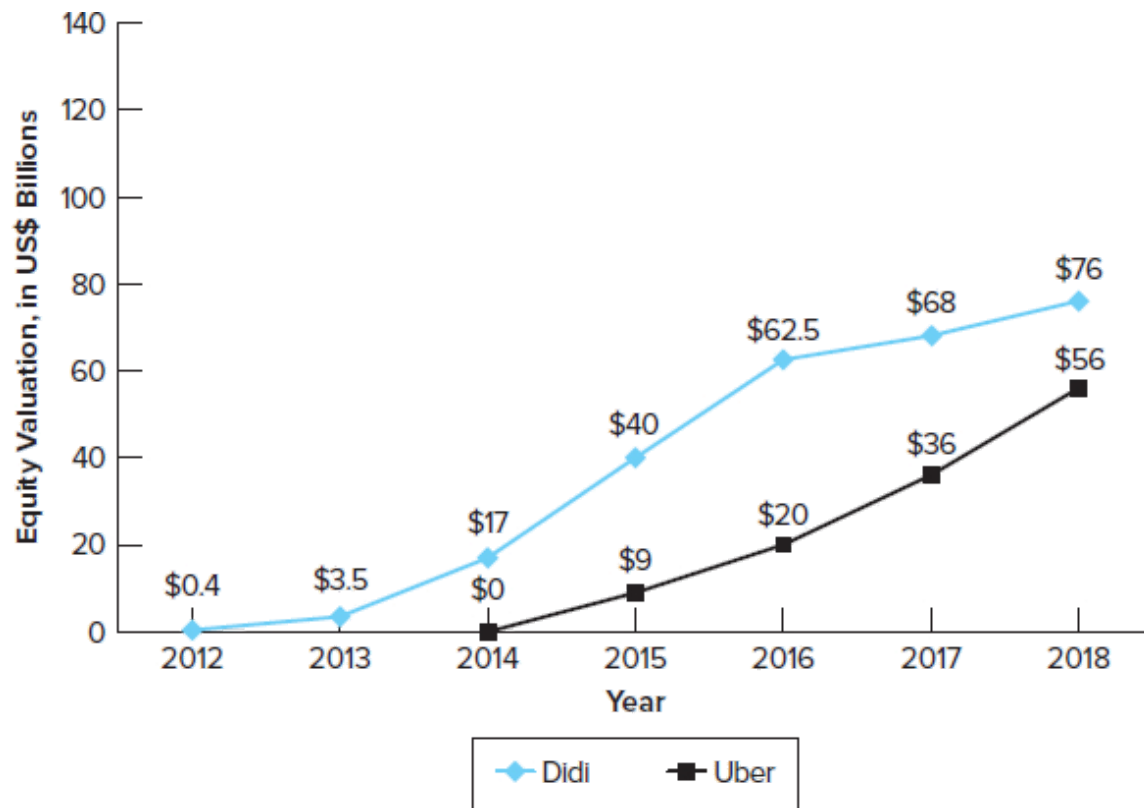


Figure 3 Valuation History: Uber vs Didi

Sources: "Battle of the Decacorns: Uber vs. Didi Chuxing's Valuations over Time." *CB Insights*, August 5, 2016. <https://www.cbinsights.com/research/uber-vs-didi-chuxing-valuation-history>; "China's Ride-Hailing App Didi Gets \$500 Million Funding from the Parent of [Booking.com](#)." *Reuters*, July 17, 2018. <https://www.cnbc.com/2018/07/17/chinas-ride-hailing-app-didi-gets-500-million-funding-from-the-paren.html>; "How Uber Could Justify a \$120 Billion Valuation." *Forbes*, December 3, 2018. <https://www.forbes.com/sites/greatspeculations/2018/12/03/how-uber-could-justify-a-120-billion-valuation/#6c2a57e97f9b>.

In addition to being given a dominant position in China's largest ridesharing firm, Uber China also retained its brand. While Didi did maintain control of Uber China, Uber would remain within the nation under an independent image. Uber's app could still be used in China, and the firm could move forward with its vision of becoming a globally renowned company

despite the fact that its Chinese operations were now under Didi's jurisdiction. The agreement also required Didi to invest US\$1 billion into Uber's global locations. Although Uber had received significantly greater funding in the past, this contribution would be the largest individual investment Didi had ever made. Additionally, Kalanick would gain a position on Didi's board of directors while Wei was granted a spot on Uber's board.⁸¹

Didi's acquisition of Uber China altered the ridesharing landscape for consumers. While consumers had typically been the ones to experience the benefits of decreased rates and deep subsidies, the acquisition of Uber China would ultimately mean the undoing of these incentives. By 2017, nationwide ridesharing prices had increased. For instance, Beijing, Shanghai, and Shenzhen saw 12.4 percent, 17.7 percent, and 22.5 percent increases in fare prices, respectively. Rising prices allowed Didi to implement a new long-run focus on customer experience, which would ultimately benefit consumers through enhanced technology, services, and offerings.⁸²

While consumers would experience long-run benefits, Didi and Uber both saw more immediate gains. Uber was able to shift its focus away from a losing battle and redirect its energy towards areas of already established success. At the same time, any success by Didi would result in greater returns on investment for Uber. A growing global presence has been connected to Uber's durability, and a newly secured position in China would promote Uber's long-run position. With the hopes of going public soon, Uber had realized that losses in China blemished its financial statements. By eliminating the threat of concentrated losses, Uber was able to dramatically enhance its financial position and make itself more presentable to investors. As a result, Uber received a win in a battle that it would have otherwise lost.⁸³

Most importantly, this acquisition allowed Didi to realign its position with its original goals and values. While Didi had remained focus on advancement even in the midst of its competitive battle, a price war had

nonetheless distracted the firm from its original intentions. *The Wall Street Journal* noted that the elimination of this competitive threat, “freed up substantial resources for bold initiatives focused on the future of cities: from self-driving technology to food and logistics.”⁸⁴

While each party benefited substantially, this acquisition did Page 568 bring about concerns. The monopolistic power that Didi had acquired through this merger was immediately subjected to antitrust concerns. Large market dominance and substantial funding meant that no newly emerged competitor would be able to reasonably compete with Didi, and China’s antitrust regulators quickly found fault with this monopolistic authority. By the end of 2016, China’s Ministry of Commerce had announced that it would investigate Didi’s position.⁸⁵

A New Global Leader

The success Didi experienced within China secured the firm’s position as a global ridesharing leader, and future initiatives will only further strengthen the firm’s image.⁸⁶ Didi’s profound knowledge of city congestion and its development strategies, which have proven successful, are expected to be leveraged in the next phase of growth. China is the only nation with over 100 cities that have a population of at least 1 million, and Didi’s familiarity with transportation logistics in such a dense area will ensure success in other populous markets.⁸⁷ With over 550 million users and 31 million drivers, Didi has learned how to successfully handle volume, and as the firm expands, it should be able to easily control any costs associated with increasing its size.⁸⁸

The growing appeal of international expansion can also be linked to the growing threat of competition within China. While the superiority of Didi’s operations have historically led to a near dominance within this market, new rivals continuously emerge in attempts to weaken Didi’s authority. For instance, Alibaba-owned mapping firm, AutoNavi, has recently challenged

Didi with its own ride hailing service. This young ridesharing firm has leveraged its strong backing from Alibaba and has begun implementing its own City Brain platform, which takes advantage of its proprietary transportation data to improve ride logistics.⁸⁹

Didi is facing growing competition in all aspects of its business. For instance, Meituan Dianping has recently overtaken Didi's title of world's largest food delivery servicer by withdrawing from ridesharing to solely focus on delivery. Niche competitors are taking on specialized challenges and are finding creative ways to attack specific aspects of Didi's service lines. Furthermore, new competitors have mainly been domestic, and these firms have deep local knowledge and stronger cultural appeal, something which Uber never challenged Didi with. While these young firms may not possess the same size and authority as Uber, local synergistic advantages put them in an ideal position to challenge Didi.⁹⁰

Didi currently manages three distinct research and development centers in which it funnels investments into vehicle logistics. While Didi's engineers and data scientists have made significant strides in hardware improvements, most of the firm's research involves software advancement and data collection. Self-driving vehicles and electric cars have been given a long-term focus, and current ventures in data manipulation have allowed Didi to grow its present position. Investments have allowed Didi to capture realtime data, which it then uses to maximize travel routes and ride times. Today, the firm's research mostly involves smart learning, and practices such as artificial intelligence, computer vision, and natural language processing all aim at bettering the user experience in anticipation of new competitive battles.⁹¹

Dominance within China, a history of growth, and a strong technological position will fuel Didi's next wave of expansion. Partnerships appear to be only one aspect of Didi's global endeavors, and the firm aims to enter foreign markets under its own brand. While Didi has emphasized growth, unlike Uber,

it has been much less aggressive with expansion. Strategic investments and partnerships contrast significantly from Uber's strategy of entering independently and using price cuts to knock down local competitors. While Uber has seen success in this strategy, it has seen just as much failure. As Didi moves forward, it believes that its cautiousness will allow it to avoid Uber's mistakes, and one Didi spokesperson noted that, "Didi is pursuing a flexible approach to international expansion rather than a one-size-fits-all strategy." While Uber has aimed for entrance speed, Didi realizes that a flexible long-term strategy will avoid conflicts and generate defensible growth, something which Uber lacks in many of its markets.⁹²

Reigniting a War

As Didi advances towards global ridesharing dominance, it finds itself once again running into conflicts with Uber. Unlike in China, however, Didi has now become the aggressor.⁹³

With a new focus on international expansion, Didi has targeted Mexico as its first independent location outside of China. However, opposition follows expansion, and this time around, Uber is the local monopolistic leader. With an estimated 87 percent market share, Mexico is one of Uber's most profitable and protected global locations. Like Didi's position in China, Uber dominates within Mexico, and there are no clear local competitors for Didi to partner with even if it wanted to. Mexico is also the fourth largest market for Uber in terms of users, and only the U.S., Brazil, and India rival the nation's volume. While Didi has been attacking Uber's dominance within its other principal markets, all of Didi's past oppositions have been through partnerships. Since its 2013 entrance, Uber has invested over US\$500 million into Mexico, and stronger blockades have been recently built in anticipation of Didi's arrival.⁹⁴

Didi has hit the ground running as it enters Mexico, and dynamic tactics have quickly allowed the firm to gain a strong reputation within the nation. For instance, Didi has been aggressively poaching top employees from Uber's Mexican management team in order to gain insider information on Uber's tactics and strategies. Didi employees have also been registering as Page 569 Uber drivers and passengers and are riding incognito within Uber vehicles in order to gain insight into Uber's operations. Speaking with Uber's users and employees has given Didi firsthand accounts of the flaws and strengths of Uber's services, and Didi plans on tailoring its products around Uber's flaws. With this information, Didi has announced a wider array of services, and the firm hopes to expand into popular Mexican transportation alternatives such as bikes, scooters, and motorcycles, all of which Uber has yet to offer.⁹⁵

Didi has also used driver feedback to alter fee collection processes, and the firm announced that it would not be accepting cash payments within Mexico. Didi hopes that electronic payments will help the firm attract drivers, especially considering that thieves have recently begun targeting Ubers for the surplus cash they tend to have on hand during rides. Subsequently, Didi believes that its heavy investments in data collection and ridesharing technology will ensure quicker, more superior services. Didi has been highly methodical as it enters Mexico, which varies greatly from the "expand now, plan later" strategy that Uber used in China. As a result of careful planning, Didi has already begun to successfully rival Uber's position.⁹⁶

Despite well-thought out tactics and past successes against Uber, a difficult situation lies ahead for Didi. Rivaling Uber in Mexico is fundamentally different than anything Didi has ever attempted. Mexico is Didi's first effort at building an operation without any partnerships, and Didi will have no local authority to guide it through this competitive battle. One analyst noted that, "It is fundamentally different when you're jumping across

an ocean,” and Didi’s lack of experience with local regulatory and cultural complexities may impede the firm. It is already clear that the firm has much to learn about western lifestyle. For instance, while recruiting Uber employees, Didi reportedly hosted interviews during the week of Christmas, a time where most of Mexico is on vacation. Didi thus far has had difficulty altering its image, and this difficulty is only exacerbated by the fact that Latin American consumers tend to prefer U.S. brands over Chinese ones. As a result, Chinese companies have historically struggled in Latin America. Furthermore, rather than competing on price, Didi hopes that improving services, safety, and speed will attract customers, yet the Mexican market already appears to be highly price dependent. To be successful within Mexico, Didi will have to completely alter its image and step away from its heritage; however, this may prove to be difficult for the firm, especially considering the success that its culture has brought it during past fights against Uber.⁹⁷

Uber is prepared to do whatever it takes to retain its dominance. Whether it be increasing spending on marketing and customer acquisition or investing more heavily in service offerings and technology, Uber is equipped for the long run. While Didi does have significant bankroll, the firm may still have difficulty overcoming the complexities of market expansion. With positions flipped, foreigner Didi will now have to fight against the advantages that allowed it to succeed in China. While Didi believes that an established position in China will allow it to overcome any struggles that international expansion may present, Didi’s efforts may nonetheless end up paralleling those of Uber. As the two firms prepare for the next battle, the only certainty is the clash—yet the experiences that Didi and Uber have learned from China may guide them in what is to come.

Questions for Review

1. What was so appealing about the Chinese ridesharing landscape? Specifically, why did Uber want to enter China?
2. What are some potential threats that American firms face when conducting business within China? In your opinion, do you think these concerns discredit entrance?
3. What advantages did Didi have to help it win its competitive battle with Uber?
4. What were some of the benefits Didi and Uber China received by merging? Can you think of any potential detriments?
5. Compare and contrast Uber and Didi's expansion tactics. Going forward, do you think Uber should reevaluate this strategy? Provide justification for both sides of the argument.
6. Do you believe Didi or Uber has a more stable financial outlook? Why?

Exercise

After working for Uber Mexico for nearly five years, you and a few other members of Uber Mexico's senior management team have been recruited by Didi Chuxing's Global Expansion group. Attracted by Didi's cultural environment and a higher salary, you decide to leave Uber.

Didi is eager to gain insight into Uber's cultural environment, and as your first assignment, you have been tasked with assessing and analyzing your previous employer. Specifically, you have been asked to carefully consider and evaluate Uber's leadership team and the company culture that they foster. What has Uber's management team been doing well, and what weaknesses can Didi capitalize on in order to make its own company more appealing?

Finally, given your experience with Uber's Mexican operations, your new employer also asks you to evaluate the cultural landscape and business

environment of Mexico. In relation to Uber, what has the company done right in Mexico, what should Didi attempt to replicate, and what mistakes can Didi avoid? How can Didi's leadership adjust its offerings to be more culturally relevant?

This case was prepared by Matthew Sepe of Villanova University under the supervision of Professor Jonathan Doh as the basis for class discussion.

Page 570

ENDNOTES

1. "Didi Completes 7.43b Rides in 2017," *China Daily*, September 1, 2018, <http://www.chinadaily.com.cn/a/201801/09/WS5a541c98a31008cf16da5e76.html>.
2. Shlomo Freund, "A Short History of Uber in China: Was It a Failure," *Forbes*, August 15, 2016, <https://www.forbes.com/sites/shlomofreund/2016/08/15/a-short-history-of-uber-in-china-was-it-a-failure>.
3. Leslie Hook, "Uber's Battle for China," *Financial Times*, June 2016, <https://ig.ft.com/sites/uber-in-china>.
4. Jon Russell and Ingrid Lunden, "Confirmed: Didi Buys Uber China in a Bid for Profit, Will Keep Uber Brand," *TechCrunch*, 2016, <https://techcrunch.com/2016/08/01/Didi-Chuxing-confirms-it-is-buying-Ubers-business-in-china>.
5. "Didi Completes 7.43b Rides in 2017."
6. Laura Wood, "Chinese Ride Sharing Market 2017-2018 & 2025," *Cision*, June 6, 2018, <https://www.prnewswire.com/news-releases/chinese-ride-sharing-market-2017-2018--2025-major-players-are-didi-dida-aa-pinche-laihui-and-tiantian-300661068.html>.

7. Sherisse Pham, “China’s \$30 Billion Ride-Hailing Market Could Double by 2020,” *CNN Business*, May 15, 2018, <https://money.cnn.com/2018/05/15/technology/china-ride-hailing-market/index.html>.
8. “Reducing Traffic Congestion and Emission in Chinese Cities,” World Bank, November 16, 2018, <https://www.worldbank.org/en/news/feature/2018/11/16/reducing-traffic-congestion-and-emission-in-chinese-cities>.
9. Natascha Kuter, “China Acts to Combat Pollution and Traffic Chaos,” *DW News*, February 26, 2013, <https://www.dw.com/en/china-acts-to-combat-pollution-and-traffic-chaos/a-16629782>.
10. Raymond Tsang, Pierre-Henri Boutot, and Dorothy Cai, “China’s Mobility Industry Picks Up Speed,” Bain, 2018, <http://www.bain.cn/pdfs/201805140617002187.pdf>.
11. Peal Chen, “Beijing’s Car Plate Policies,” *Global Times*, April 17, 2018, <http://www.globaltimes.cn/content/1098345.shtml>.
12. Emma Hinchliffe, “Uber Is Now Legal in China, but Drivers Have to Play by a New Set of Rules,” *Mashable*, July 28, 2016, <https://mashable.com/2016/07/28/uber-legal-china/#sSxO2wEMSiqB>.
13. Chris Ciaccia, “Didi Chuxing—the Chinese Ride-Sharing Giant,” *Investopedia*, October 5, 2018, <https://www.investopedia.com/articles/small-business/012517/didi-chuxing.asp>.
14. John Russell, “China’s Top Two Taxi-Hailing Services Confirm That They Will Merge,” *TechCrunch*, 2015, <https://techcrunch.com/2015/02/13/kuaidi-dache-didi-dache-merge>.

15. Ibid.
16. Catherine Shu, "China's Two Biggest Taxi Apps Reportedly Considering a Merger," *TechCrunch*, 2015, <https://techcrunch.com/2015/02/13/kuaidi-didi-dache>.
17. Charles Custer, "Didi Kuaidi Partners with Lyft and Invests \$100M to Take on Uber," *Tech in Asia*, September 16, 2015, <https://www.techinasia.com/didi-kuaidi-partners-lyft-uber>.
18. "Didi Chuxing Invests in Brazil Rival 99," CNBC, January 4, 2017, <https://www.cnbc.com/2017/01/04/didi-chuxing-invests-in-brazil-rival-99.html>.
19. Bernard Marr, "AI in China: How Uber Rival Didi Chuxing Uses Machine Learning to Revolutionize Transportation," *Forbes*, November 26, 2018, <https://www.forbes.com/sites/bernardmarr/2018/11/26/ai-in-china-how-uber-rival-didi-chuxing-uses-machine-learning-to-revolutionize-transportation/#732f0fl>.
20. Kirsten Korosec, "Uber Rival Didi Chuxing Sets Up Shop in Silicon Valley," *Fortune*, March 8, 2017, <http://fortune.com/2017/03/08/didi-chuxing-silicon-valley>.
21. Masha Borak, "Didi Is Using Its New AI Brain to Crack the Toughest Puzzle, Our Cities," *Technode*, January 26, 2018, <https://technode.com/2018/01/26/didi-ai-brain>.
22. "Didi Chuxing Loses Rmb4bn in First Half of Year," *Financial Times*, September 10, 2018, <https://www.ft.com/content/7f6c55dc-b4c5-11e8-bbc3-ccd7de085ffe>.

23. Rita Liao, "China's Didi Reportedly Lost a Staggering \$1.6 Billion in 2018," *TechCrunch*, February, 2018,
<https://techcrunch.com/2019/02/14/didi-reported-1-6-billion-loss>.
24. "Didi Chuxing Loses Rmb4bn in First Half of Year."
25. Jon Russell, "China's Didi Chuxing Adds More Safety Features Following Passenger Murder," *TechCrunch*, October 2018,
<https://techcrunch.com/2018/09/26/chinas-didi-chuxing-adds-more-safety-features-following-passenger-murder>.
26. "Is \$80 Billion Valuation Achievable for Didi Chuxing's IPO," *Forbes*, December 24, 2018,
<https://www.forbes.com/sites/greatspeculations/2018/12/24/is-80-billion-valuation-achievable-for-didi-chuxings-ipo/#12fd7ae56211>.
27. "Changing the World," *Fortune*, 2018, <http://fortune.com/change-the-world/didi-chuxing>.
28. "How Do Uou Say "Uber" in Mandarin," CNBC, May 22, 2018,
<https://www.cnbc.com/2018/05/22/didi-chuxing-2018-disruptor-50.html>.
29. "China's Resident Disposable Income Rises 6.5% in 2018," *China Daily*, January 21, 2019,
<http://www.chinadaily.com.cn/a/201901/21/WS5c4569fla3106c65c34e5a1f.html>.
30. "Meet the Chinese Consumer of 2020," McKinsey, March 2012,
<https://www.mckinsey.com/featured-insights/asia-pacific/meet-the-chinese-consumer-of-2020>.
31. "China GDP Current US\$," World Bank, 2018,
<https://data.worldbank.org/indicator/NY.GDP.MKTP.CD?>

[end=2017&locations=CN&start=1960&view=chart.](#)

32. Jeff Spross, “What It’s like to Do Business in China,” *The Week*, August 6, 2018, <https://theweek.com/articles/788219/what-like-business-china>.
33. Thomas Lee, “Why China Protects Its Homegrown Tech Companies,” *San Francisco Chronicle*, October 23, 2015, <https://www.sfchronicle.com/business/article/Why-China-protects-its-homegrown-tech-companies-6587101.php>.
34. “Chinese Business Management Style,” World Business Culture, March 23, 2017, <https://www.worldbusinessculture.com/country-profiles/china/culture/business-management-style>.
35. Tekendra Parmar, “New Regulations May Hurt China’s Ride-Hailing Business Didi,” *Fortune*, November 15, 2016, <http://fortune.com/2016/11/14/didi-chuxing-regulations-china-uber-ride-hailing>.
36. Shlomo Freund, “A Short History of Uber in China: Was It a Failure,” *Forbes*, August 15, 2016, <https://www.forbes.com/sites/shlomofreund/2016/08/15/a-short-history-of-uber-in-china-was-it-a-failure/#516b27d73386>.
37. Dan Blystone, “The Story of Uber,” *Investopedia*, March 31, 2019, <https://www.investopedia.com/articles/personal-finance/111015/story-uber.asp>.
38. “About Us,” Uber, <https://www.uber.com/us/en/about>.
39. “Ride Hailing,” *Statista*, 2019, <https://www.statista.com/outlook/368/ride-hailing#market-globalRevenue>.

40. Tanvi Misra, “Global Car, Motorcycle, and Bike Ownership, in 1 Infographic,” City Lab, April 17, 2015,
<https://www.citylab.com/transportation/2015/04/global-car-motorcycle-and-bike-ownership-in-1-infographic/390777>.
41. “Ride Sharing Market by Type,” Markets and Markets, 2018,
<https://www.marketsandmarkets.com/new-reports.html>.
42. Harry Wyatt, “Uber Cities,” Uber Estimator, 2019,
<https://uberestimator.com/cities>.
43. “Uber Technologies: Statistics and Facts,” *Statista*, May 2018,
<https://www.statista.com/topics/4826/uber-technologies>.
44. John Colley, “How Uber Crashed in China,” Smart Company, August 3, 2016,
<https://www.smartcompany.com.au/startupsmart/advice/business-planning/how-uber-crashed-in-china>.
45. Suhas Manangi, “Uber’s Global Expansion Strategy: Think Local to Expand Global,” LinkedIn, July 31, 2017,
<https://www.linkedin.com/pulse/ubers-global-expansion-strategy-think-local-expand-work-manangi>.
46. Biz Carson, “Where Uber Is Winning the World and Where It Has Lost,” *Forbes*, September 19, 2018,
<https://www.forbes.com/sites/bizcarson/2018/09/19/where-uber-is-winning-the-world-and-where-it-has-lost/#f6a16714d6ed>.
47. Paayal Zaveri and Deirdre Bosa, “Uber’s Growth Slowed Dramatically in 2018,” CNBC, February 15, 2019,
<https://www.cnbc.com/2019/02/15/uber-2018-financial-results.html>.

48. Mike Isaac, "Uber Founder Travis Kalanick Resigns as CEO," *New York Times*, June 21, 2017, <https://www.nytimes.com/2017/06/21/technology/uber-ceo-travis-kalanick.html>.
49. Mike Isaac, "Inside Uber's Aggressive Unrestrained Workplace Culture," *New York Times*, February 22, 2017, <https://www.nytimes.com/2017/02/22/technology/uber-workplace-culture.html?module=inline>.
50. Yibo Dai, "Why Uber Survives and Thrives in China," *The Medium*, January 19, 2016, <https://medium.com/yibo-look-into-china/why-uber-survives-and-thrives-in-china-part-1-9b78bc085e5c>.
51. Carlos Barria, "Here's How Uber Can Win in the Stiffly Competitive Chinese Car Service Market," *Business Insider*, August 25, 2014, <https://www.businessinsider.com/uber-china-2014-8>.
52. Luz Lazo, "Cab Companies Unite against Uber and Other Ride Share Services," *Washington Post*, August 10, 2014, <https://www.washingtonpost.com/local/trafficandcommuting/cab-companies-unite-against-uber-and-other-ride-share-services>.
53. Dai, "Why Uber Survives and Thrives in China."
54. Davey Alba, "Uber Hits 2 Billion Rides as Growth in China Soars," *Wired*, July 18, 2016, <https://www.wired.com/2016/07/uber-hits-2-billion-rides-growth-china-soars-now>.
55. Hook, "Uber's Battle for China."
56. Ibid.
57. Deborah Findlings, "What Stands between Uber and Success in China," *CNBC*, September 15, 2015,

<https://www.cNBC.com/2015/09/15/what-stands-between-uber-and-success-in-china.html>.

58. Colley, “How Uber Crashed in China.”

Page 572

59. “Uber Losing 1 Billion a Year to Compete in China,”

Reuters, February 18, 2016, <https://www.reuters.com/article/uber-china-idUSKCN0VR1M9>.

60. Rebecca Feng, “Uber China Hopes to Gain Market Share by Entering Travel Industry,” *Forbes*, June 22, 2016,

<https://www.forbes.com/sites/rebeccafeng/2016/06/22/uber-china-hopes-to-gain-market-share-by-entering-travel-industry/#15fefa8a357e>.

61. Hook, “Uber’s Battle for China.”

62. Colley, “How Uber Crashed in China.”

63. Sophia Yan, “Uber Is Losing 1 Billion a Year in China,” *CNN*

Business, February 19, 2016,

<https://money.cnn.com/2016/02/19/technology/uber-losing-1-billion-china/index.html>.

64. Russell, “China’s Top Two Taxi-Hailing Services Confirm That They Will Merge.”

65. Hook, “Uber’s Battle for China.”

66. Charles Riley and Shen Lu, “Uber Is Planning a Huge Expansion in China,” *CNN Business*, September 8, 2015,

<https://money.cnn.com/2015/09/08/technology/uber-china/index.html>.

67. Eva Dou, “Didi Says It Turns a Profit in More Than Half Its Cities,”

Wall Street Journal, June 3, 2016, <https://www.wsj.com/articles/didi->

[turns-a-profit-in-more-than-half-its-cities-executive-says-1464932408.](#)

68. Erik Crouch, “China’s Ride Wars: Uber vs. Didi,” Tech in Asia, October 30, 2015, [https://www.techinasia.com/infographic-didi-kuaidi-uber.](https://www.techinasia.com/infographic-didi-kuaidi-uber)
69. Deborah Findlings, “What Stands between Uber and Success in China,” CNBC, September 15, 2015, [https://www.cnbc.com/2015/09/15/what-stands-between-uber-and-success-in-china.html.](https://www.cnbc.com/2015/09/15/what-stands-between-uber-and-success-in-china.html)
70. Biz Carson, “9 Incredibly Popular Websites That Are Still Blocked in China,” *Business Insider*, July 23, 2015, [https://www.businessinsider.com/websites-blocked-in-china-2015-7#facebook-4.](https://www.businessinsider.com/websites-blocked-in-china-2015-7#facebook-4)
71. Deborah Findling, “What Stands between Uber and Success in China?” CNBC, September 15, 2015, [https://www.cnbc.com/2015/09/15/what-stands-between-uber-and-success-in-china.html.](https://www.cnbc.com/2015/09/15/what-stands-between-uber-and-success-in-china.html)
72. Rebecca Feng, “Uber China Hopes to Gain Market Share by Entering Travel Industry,” *Forbes*, June 22, 2016, [https://www.forbes.com/sites/rebeccafeng/2016/06/22/uber-china-hopes-to-gain-market-share-by-entering-travel-industry/#15fefa8a357e.](https://www.forbes.com/sites/rebeccafeng/2016/06/22/uber-china-hopes-to-gain-market-share-by-entering-travel-industry/#15fefa8a357e)
73. Sarah Buhr, “China’s Didi Kuaidi Put 100M into Lyft, Inks Ridesharing Alliance to Rival Uber,” *TechCrunch*, 2015, [https://techcrunch.com/2015/09/16/ubers-rivals-didi-kuadi-and-lyft-form-international-ridesharing-partnership.](https://techcrunch.com/2015/09/16/ubers-rivals-didi-kuadi-and-lyft-form-international-ridesharing-partnership)

- Julia Love, “Apple Invests 1 Billion in Chinese Ride Hailing Service
74. Didi Chuxing,” *Reuters*, May 12, 2016, <https://www.reuters.com/article/us-apple-china/apple-invests-1-billion-in-chinese-ride-hailing-service-didi-chuxing-idUSKCN0Y404W>.
 75. James Crabtree, “Didi Chuxing Took on Uber and Won. Now It’s Taking On the World,” *Wired*, February 9, 2018, <https://www.wired.co.uk/article/didi-chuxing-china-startups-uber>.
 76. Rick Carew, “The Road to the Uber Didi Deal,” *Wall Street Journal*, August 2, 2016, <https://www.wsj.com/articles/the-road-to-the-uber-didi-deal-1470129702>.
 77. Avery Hartmans, “Here’s What Made Didi Finally Want to Merge with Uber in China,” *Business Insider*, August 2, 2016, <https://www.businessinsider.com/why-didi-merged-with-uber>.
 78. Carew, “The Road to the Uber Didi Deal.”
 79. “Didi Merger with Uber Grows Monthly Active User Base by 40% in China,” NewZoo, <https://newzoo.com/insights/articles/didi-merger-with-uber-grows-monthly-active-user-base-by-40-in-china>.
 80. Carew, “The Road to the Uber Didi Deal.”
 81. Alyssa Abkowitz, “Uber Sells China Operations to Didi Chuxing,” *Wall Street Journal*, August 1, 2016, <https://www.wsj.com/articles/china-s-didi-chuxing-to-acquire-rival-uber-s-chinese-operations-1470024403>.
 82. Josh Horwitz, “One Year after the Uber Didi Merger, It’s Only Getting Harder to Hail a Ride in China,” *Quartz*, August 3, 2017,

<https://qz.com/1045268/one-year-after-the-uber-didi-merger-its-only-getting-harder-to-hail-a-ride-in-china>.

83. Jon Russell, “Uber’s Deal with Didi Is a Win-Win for Everyone Except the Anti Uber Alliance,” *TechCrunch*, 2016, <https://techcrunch.com/2016/08/01/ubers-deal-with-didi-is-a-win-win-for-everyone-except-the-anti-uber-alliance>.
84. Alyssa Abkowitz and Rick Carew, “Uber Sells China Operations to Didi Chuxing,” *Wall Street Journal*, August 2016, <https://www.wsj.com/articles/china-s-didi-chuxing-to-acquire-rival-uber-s-chinese-operations-1470024403>.
85. “Didi Uber Merger under Antitrust Investigation,” *Xinhua*, November 11, 2016, http://www.xinhuanet.com/english/2018-11/16/c_137611764.htm.
86. Lucinda Shen, “After Soft Bank Investment, Uber Is No Longer World’s Most Valuable Unicorn,” *Fortune*, January 20, 2018, <http://fortune.com/2018/01/19/uber-softbank-didi-worth-most-valuable-startup>.
87. Company Info, Uber, <https://www.uber.com/newsroom/company-info>.
88. Jane Zhang, “Didi By the Numbers,” *South China Morning Post*, January 23, 2019, <https://www.scmp.com/tech/startups/article/2181542/didi-numbers-ride-hailing-firm-covered-more-miles-2018-5-earth>.
89. Masha Borak, “Alibaba’s AutoNavi Launches Ride Hailing Service in Bid to Become a Mobility Mega Platform,” *Technode*, July 11, 2018, <https://technode.com/2018/07/11/alibaba-autonavi-amap-ride-hailing>.

90. Yingzhi Yang, “Meituan Dianping to Halt Ride Hailing Expansion in China Amid Crisis at Industry Leader Didi,” *South China Morning Post*, September 6, 2018, <https://www.scmp.com/tech/enterprises/article/2162926/meituan-dianping-halt-ride-hailing-expansion-china-amid-crisis>.
91. Bernard Marr, “AI in China: How Uber Rival Didi Chuxing Uses Machine Learning to Revolutionize Transportation,” *Forbes*, November 26, 2018, <https://www.forbes.com/sites/bernardmarr/2018/11/26/ai-in-china-how-uber-rival-didi-chuxing-uses-machine-learning-to-revolutionize-transportation/#78911ad06732>.
92. Josh Horwitz, “This Ride Hailing Giant’s Global Expansion Playbook Is the Opposite of Uber’s,” *Quartz*, February 9, 2018, <https://qz.com/1203151/didis-global-expansion-playbook-is-the-opposite-of-ubers>.
93. Sara O’Brien, “Uber Says It Lost 1.8 Billion in 2018,” *CNN Business*, February 15, 2019, <https://www.cnn.com/2019/02/15/tech/uber-2018-financial-report/index.html>.
94. Julia Love, “Uber Says It Has Invested 500 Million in Mexico Since 2013,” *Reuters*, July 18, 2018, <https://www.reuters.com/article/us-mexico-uber/uber-says-it-has-invested-500-million-in-mexico-since-2013-idUSKBN1K80AJ>.
95. Julia Love and Heather Somerville, “How China’s Ride Hailing Giant Didi Plans to Challenge Uber in Mexico,” *Reuters*, March 19, 2018, <https://www.reuters.com/article/us-uber-didi-mexico/how-chinas-ride-hailing-giant-didi-plans-to-challenge-uber-in-mexico-idUSKBN1GV0E0>.

96. Ibid.

97. Ibid.

In-Depth Integrative Case 4.2

Chiquita's Global Turnaround

On January 12, 2004, Chiquita named Fernando Aguirre as the company's new president and CEO, replacing Cyrus Freidhem, who had held the position since the company's emergence from bankruptcy in March 2002. In his 23 years with Cincinnati-based Procter & Gamble (P&G), Aguirre served in a variety of positions, including president of P&G Brazil and president of P&G Mexico. In his first remarks to Chiquita employees and investors, Aguirre reiterated the importance of corporate responsibility: "In terms of managing businesses and people, while I am profit-conscious, I make decisions first and foremost based on values and principles. In that respect, I'm proud to be joining a company with Core Values that guide day-to-day operations and one where corporate responsibility is an important part of our company culture."¹

Over the past several years, social responsibility has become the watchword of this traditional company with midwestern roots but a checkered history. In 2004, Chiquita scarcely resembled the company that once held a reputation as cold, uncaring, and indifferent, frustrated with mediocre returns, a lack of innovation, and a demoralized workforce. Throughout the 20th century, hostile relationships with its labor unions and employees and a reputation for immorality solidified by the actions of its predecessor company, United Fruit, helped to slow Chiquita's growth. In addition, by the late 1990s, consumption of bananas had declined in major markets, and Chiquita's

position in Europe had been compromised by the European Union's preferential import relationships with its members' former colonies in the Caribbean, Africa, and the Pacific. These factors helped push Chiquita to seek [Chapter 11](#) bankruptcy protection in November 2001.

Through a serious and dedicated internal analysis, a thorough reevaluation of its core mission and business principles, and a concerted effort to reach out to some of its primary stakeholders—such as employees—who had become disenchanted and alienated, by early 2003, Chiquita had engineered the beginnings of a turnaround. One of the most impressive aspects of this recovery was Chiquita's success in redirecting and redefining its reputation through a more open and transparent approach to its global operations and to the various stakeholder groups with which it interacted. In addition, Chiquita had substantially reformed its labor practices and relations and initiated a set of projects in sustainable development and community action in its various locations around the world. Both labor unions and nongovernmental organizations (NGOs) lauded these steps.

Yet despite Chiquita's apparent turnaround, lingering problems remained in financial performance, organizational efficiency, and a strategy for the future. How could Chiquita sustain the positive momentum from its turnaround in reputation and employee relations to deliver improved and sustainable business performance in a global industry environment plagued by low margins and intense competition?

Chiquita's Background

Chiquita Brands International Inc. is a multinational producer, distributor, and marketer of bananas and other fresh produce. The company also distributes and markets freshcut fruit and other branded, value-added fruit products. Approximately 60 percent of its 2003 revenues of \$2.6 billion came from bananas. Since adding new products and acquiring Fresh Express, the U.S.

market leader in fresh salads, in 2005, bananas have totaled 43 percent of Chiquita’s net sales. In 2003, the banana division consisted of 19,000 employees, mainly working on more than 100 banana farms in countries throughout Latin America, including Guatemala, Honduras, Nicaragua, Ecuador, Costa Rica, Panama, and Colombia. Approximately 45 percent of all bananas sold by Chiquita are from Chiquita-owned farms; independent suppliers in Latin America produce the remainder. Chiquita is one of the global market leaders in banana supply and production (see [Figure 1](#)). Because Chiquita’s exports are often a substantial part of the foreign trade of the Latin American countries in which the company operates, relationships with suppliers, workers’ unions, and communities are critical elements for success.

	2005	2002	1999
Chiquita	25%	23%	25%
Dole	25	25	25
Del Monte	15	16	15
Fyffes	8	8	8
Noboa	11	11	11

Source: Banana Link.

Figure 1 Banana World Market Share Leaders, 1999, 2002, and 2005

Chiquita sources bananas from many developing Latin American countries, countries that historically have struggled with poverty, literacy, access to affordable health care, and limited infrastructure. The image of the banana industry has long been tarnished by its historical support of the failed U.S. invasion of Cuba in 1961, child labor, unsafe working conditions, sexual discrimination, low wages, and accusations of serious brutality against unionizing workers. Chiquita’s reputation was damaged by past events, notably those associated with its predecessor company, United Fruit. These included allegations of the company’s participation in labor rights suppression in Colombia in the 1920s, the use of company ships in the U.S. government-

backed overthrow of the Guatemalan government in 1954, and involvement in a bribery scandal in Honduras in 1975. In the 1980s and 1990s, Chiquita clearly projected a defensive and protective culture, conveying a closed-door impression of its policies and practices.

Because bananas are produced all year long, local communities Page 575 are closely tied together by the performance of farms. Many employees live in houses owned by the company, most of which are located on the farms themselves. In many areas, Chiquita provides electricity, potable water, medical facilities, and other basic services. However, labor relations remained strained throughout the 1980s and 1990s.

Chiquita's Downward Spiral

Although Chiquita improved its environmental procedures throughout the 1990s, many human rights groups, including Banana Link and US/Labor Education in the Americas, organized an outspoken campaign against all banana companies to improve social conditions on their plantations. One morning in early 1998, executives at Chiquita were devastated to see their company splashed all over the newspapers after an undercover investigation into “dangerous and illegal business practices” throughout Chiquita’s Latin American operations. This was a watershed moment for the company.

The *Cincinnati Enquirer*, a paper based in the same town as Chiquita’s corporate headquarters, printed an exposé contending that Chiquita was guilty of “labor, human rights, environmental and political violations in Central America.”² Although the newspaper was later forced to retract the series after it was discovered that a reporter had illegally penetrated Chiquita’s voicemail system, the damage was done. Corporate image was further damaged when the firm emphasized the violation of its privacy instead of addressing the possible validity of the claims made. According to Jeff Zalla,

current corporate responsibility officer at Chiquita, the strategy backfired. “It left some people with an unsavory impression of our company,” he said.³

Damaging media coverage and a renewed desire to evaluate its own ethics performance and gain support for a common set of values and standards for environmental and social performance served as catalysts for the institution of corporate social responsibility policies at Chiquita. After recognizing the need for a complete corporate makeover, Chiquita’s then-CEO Steve Warshaw declared his commitment to leading in the area of corporate responsibility and pledged that the company would do much more than just repair previous damage. Four years later, despite changes in the executive management group, Chiquita’s corporate social responsibility programs were a positive example of leading responsibility change in today’s multinational business environment.

In January 2001, Chiquita announced that it could no longer pay the interest on its \$862 million debt. The fiercely competitive banana industry, downward trends in prices due to excess supply, EU restrictive trade quotas, poor labor-union relations, and the market view of bananas as a low-margin commodity all contributed to Chiquita’s bankruptcy filing. Chiquita attributed much of the responsibility to the European Union. In 1993, the EU imposed quotas that gave preferential treatment to banana imports from ACP (Africa, Caribbean, and Pacific) countries that were former European colonies, ostensibly to help these former European colonies boost their international trade and commerce. Before the 1993 act, 70 percent of the bananas sold in Europe came from Latin America, and Chiquita had a 22 percent share of the world’s banana market. After the quotas were imposed, Chiquita claimed that its European market share was cut in half, costing \$200 million a year in lost earnings.

Although many of its difficulties were intensified by the EU policy, Chiquita’s problems had begun to develop before the 1993 decision. Most

important, miscalculations of increases in European demand in the 1990s resulted in an oversupply, leading to depressed banana prices worldwide. Although prices recovered somewhat (see [Figure 2](#)), CEO Keith Linder blamed \$284 million in losses in 2001 on a “decline in product quality resulting from an extraordinary outbreak of disease and unusual weather patterns.”⁴ At the end of 2006, Chiquita still faced financial difficulties as a result of a “perfect storm” of higher tariffs, increased competition in the EU banana market, U.S. consumer concerns about the safety of fresh spinach (another Chiquita product), and higher industry costs overall. While the company expressed dissatisfaction with 2006 results, it also stated that “we firmly believe our 2006 results are not indicative of the underlying strengths of Chiquita’s business or our long-term potential.”⁵ [Figure 3](#) provides a comprehensive summary of key developments in Chiquita’s history.

Region	Q1, 03	Q2, 03	Q3, 03	Q4, 03	Year
North America	3%	24%	1%	22%	21%
European core markets—US\$	11	12	5	18	12
European core markets—local currency	29	210	29	0	27
Central & E. Europe/Mediterranean—US\$	4	23	4	2	22
Central & E. Europe/Mediterranean—local currency	215	222	210	214	219
Asia—US\$	27	0	3	12	0
Asia—local currency	218	27	3	6	25

Source: Chiquita Brands International Inc., company reports.

Figure 2 Banana Prices: Regional Year-over-Year Percentage Change, 2003 vs. 2002

Figure 3 Key Developments in Chiquita’s History

- 1899 United Fruit Company is created through a merger of fruit companies.
- 1903 The company is listed on the New York Stock Exchange; it builds refrigerated ships.
- 1918 Thirteen banana ships are lost after being commissioned by Allied forces in World War I.
- 1941 Allied forces in World War II commission company ships, and the banana industry nearly shuts down.
- 1945 Twenty-seven ships and 275 men on company ships are

- lost serving Allied forces.
- 1950 The company starts massive postwar banana-planting projects.
 - 1961 Company ships provide support for failed U.S. invasion of Cuba.
 - 1964 The company begins a large-scale branding program for produce and starts using banana stickers bearing the Chiquita name.
 - 1970 United Fruit merges with AMK Corp. and becomes United Brands Company.
 - 1975 United Brands is involved in Honduran bribery scandal, which leads to enactment of U.S. Foreign Corrupt Practices Act.
Company stocks plunge, and CEO Eli Black commits suicide.
 - 1990 United Brands changes name to Chiquita Brands International.
 - 1993 EU banana regulations cut Chiquita's market share by more than 50 percent. Chiquita begins working with Rainforest Alliance and Better Banana Project.
 - 1994 Start of the "banana wars" between the EU and WTO. Follows complaints by Chiquita that EU favors Caribbean banana suppliers over Latin American importers.
 - 1998 Chiquita becomes largest U.S. private-label fruit canner. Becomes first large company to meet with COLSIBA, an affiliation of Latin American banana unions.
 - 1999 Faces possible auction proposed by large shareholder American Financial Group.
 - 2000 Adopts expanded code of conduct. All 115 Chiquita-owned farms achieve Better Banana certification.
 - 2001 Restructures debt after stopping payments on \$862 million loan; cites prejudiced trade pacts by EU.
 - 2001 Files for [Chapter 11](#) bankruptcy protection.
 - 2001 Issues first (2000) corporate responsibility report.
 - 2002 Chiquita shareholders and bondholders support

- reorganization plan.
- 2002 Issues 2001 corporate responsibility report.
 - 2003 Chiquita reports positive net income under reorganized company.
 - 2003 SustainableBusiness.com names Chiquita one of the top 20 sustainable stock picks for the second year in a row.
 - 2004 Maintained market leadership in the growing EU.
 - 2005 Acquires Fresh Express, U.S. market leader in fresh salads.
 - 2006 Awarded the Contribution to the Community Award by the American-Costa Rican Chamber of Commerce for its Nature & Community Project in Costa Rica.
 - 2007 Faces a \$25 million fine from the U.S. Department of Justice for payments made to Colombian paramilitary groups for the protection of its employees.
 - 2012 After a few years of strong sales, revenue growth begins to stall.
 - 2014 Following 3 years of losses, Chiquita is acquired and privatized by Brazilian holding company Cutrale-Safra.

Dispute over Access to European Banana Markets

Chiquita has long claimed that its recent struggles are a direct result of the 1993 EU decision to put restrictive quotas on imports from Latin American suppliers. Immediately after the decision by the EU in 1993 to extend preferential quotas to its former Caribbean and African colonies, Chiquita took the issue to the U.S. trade representative, suggesting violations of free trade. In 1994, a General Agreement on Tariffs and Trade (GATT) panel ruled that the new regime violates GATT obligations, but the EU blocked adoption of the ruling by the full GATT. In 1996, the United States, along with Ecuador, Guatemala, Honduras, and Mexico, challenged the new regime under the new World Trade Organization (WTO) dispute-settlement mechanism, which came into force after the Uruguay Round of GATT negotiations.

In May 1997, a WTO panel ruled that the EU's banana import regime violated WTO obligations under the General Agreement on Trade in Services and the Agreement on Import Licensing Procedures. In September 1997, the WTO Appellate Body upheld the panel ruling, granting the EU 15 months, until January 1, 1999, to comply with the ruling. In January 1999, the deadline for EU compliance expired, and the United States sought WTO authorization to impose retaliatory tariffs. In April 1999, the WTO Dispute Settlement Body authorized U.S. retaliatory tariffs amounting to \$191.4 million a year—the level of damage to U.S. companies calculated by arbitrators—and the United States immediately began steps to withhold liquidation of European imports, the first step in the imposition of the tariffs.

In April 2001, the United States and the European Commission announced that they had reached agreement resolving their dispute. The agreement took effect on July 1, 2001, at which time the United States suspended the retaliatory sanctions imposed on EU imports in 1999. Import volumes of bananas were returned to levels comparable to those prior to 1993, and the EU committed to moving to a tariff-only system in 2006 as part of its overall WTO obligations.

The dispute has taken its toll on the banana trade by creating uncertainty for smaller producers reliant on EU markets under the quota system and for large producers such as Chiquita that were forced to expend considerable financial and other resources in the course of the dispute. High tariffs in the EU continue to be a financial burden for Chiquita.

Corporate Responsibility

Chiquita had begun to initiate corporate responsibility projects in 1992 when it adopted Better Banana Project standards designed to improve environmental and worker conditions on its farms. Then, after the 1998 exposé in the *Cincinnati Enquirer*, Chiquita management began to conduct a series of

broader companywide reviews of its conduct, policies, and internal and external operations and relationships, all designed to integrate corporate responsibility throughout the company's operations.

In 1998, Chiquita initiated several projects aimed at implementing its corporate responsibility efforts worldwide. Two internal groups were formed: the Senior Management Group and the Corporate Responsibility Steering Committee. The former consists of eight top managers of Chiquita's global businesses, including the president/CEO and COO of banana operations. The Senior Management Group is ultimately responsible for providing strategic vision and leadership for corporate responsibility. The Steering Committee, also consisting of eight members, was constructed to help streamline corporate social responsibility policies throughout each operational area of the firm.

In August 1999, Chiquita adopted the four key values that now guide all strategic business decision making worldwide. After a year of discussions, interviews, and debates on the merits of an internal corporate social responsibility policy, Chiquita defined the following four core values:

Integrity: We live by our Core Values. We communicate in an open, honest and straightforward manner. We conduct our business ethically and lawfully.

Respect: We treat people fairly and respectfully. We recognize the importance of family in the lives of our employees. We value and benefit from individual and cultural differences. We foster individual expression, open dialogue and a sense of belonging.

Opportunity: We believe the continuous growth and development of our employees is key to our success. We encourage teamwork. We recognize employees for their contributions to the company's success.

Responsibility: We take pride in our work, in our products and in satisfying our customers. We act responsibly in the communities and environments in which we live and work. We are accountable for the careful use of all resources entrusted to us and for providing appropriate returns to our shareholders.⁶

In support of the four core values, Chiquita undertook reforms to link its corporate governance and corporate responsibility policies. These reforms included expanding the role of the board's Audit Committee to oversee the firm's corporate responsibility (CR) mission and to evaluate whether the firm had the right people, policies, and programs in place to properly advance the CR agenda. In addition, in May 2000, Chiquita appointed a full-time vice president and CR officer responsible for all aspects of corporate social responsibility. According to Chiquita, the four core values, supported by the senior management group and CR committee, have helped drive responsible change throughout the entire organization. Each business decision must be evaluated through the lens of CR policies.

Chiquita also began to realize that a corporate social responsibility platform could mean a competitive advantage in the banana market. Dennis Christou, vice president of marketing-Europe, explained: "Bananas are, by definition, a commodity and U.K. consumers do not generally see fruit as branded. Chiquita is trying to change this. We have a brand because we own certain values and a relationship with consumers. And we communicate with them. They have expectations about Chiquita."⁷ In particular, environmental and social performance are of keen interest to some leading European customers. In 2002, 56 percent of Chiquita's sales in northern European markets were to customers who had either inspected farms or formally asked questions about environmental and social performance. This was a 5 percent increase—about 13,000 forty-pound boxes per week—over the prior year.

Chiquita also strengthened its commitment to the Better Bananas Project. Under this program, external auditors audit all Chiquita farms annually. Chiquita has made an important partnership with Rainforest Alliance, which has been integral in assessing Chiquita's environmental practices, especially related to deforestation. The Rainforest Alliance, which claims that the world's rainforests are being deforested at a rate of 1 percent per year (or two

U.S. football fields every second), has annually accredited every Chiquita farm since 2000. Chiquita also encourages its independent producers, which supply Chiquita with about 50 percent of its bananas, to achieve Rainforest Alliance certification. In 2002, the volume of bananas purchased from certified farms rose from 33 to 46 percent, and farms certified through June 2003 brought the total to 65 percent. As of August 2006, all of the farms owned by the Chiquita Company are certified by the Rainforest Alliance. Along with all of Chiquita’s farms, the Rainforest Alliance has also certified the majority of the independent farms connected to Chiquita. TreeHugger.com also contends that “Chiquita now recycles 100 percent of its plastic bags into paving stones and has reduced pesticide use by 26 percent.”⁸ [Figure 4](#) presents the nine principles of the Better Banana Project. According to insiders, the adoption of third-party standards has helped Chiquita drive a stronger internal commitment to achieving excellence—and to cut costs. In 2003, the Rainforest Alliance estimated that Chiquita reduced production spending by \$100 million as a result of a \$20 million investment to reduce agrochemical use. In a more recent effort to increase its corporate responsibility profile, Chiquita Bananas pledged to boycott oil from Canada’s tar sands in November 2011.

Figure 4 Better Banana Project Principles

- 1. Ecosystem Conservation.** Protect existing ecosystems; recovery of damaged ecosystems in plantation area.
- 2. Wildlife Conservation.** Protect biodiversity, especially endangered species.
- 3. Fair Treatment and Good Conditions for Workers.** Comply with local and international labor laws/norms; maintain policy of nondiscrimination; support freedom of association.

4. **Community Relations.** Be a “good neighbor,” contributing to the social and economic development of local communities.
5. **Integrated Pest Management.** Reduction in use of pesticides; training for workers in pesticide use/management/risks.
6. **Integrated Waste Management.** Reduction of the production of wastes that contaminate the environment and harm human health; institute recycling.
7. **Conservation of Water Resources.** Reduce and reuse the water used in production; establish buffer zones of vegetation around waterways; protect water from contamination.
8. **Soil Conservation.** Control erosion; promote soil conservation and replenishment.
9. **Planning and Monitoring.** Plan and monitor banana cultivation activities according to environmental, social, and economic measures.

Source: Rainforest Alliance. Normas Generales Para la Certificacion del Cultivo de Banano, May 2002. <https://www.rainforest-alliance.org>.

Chiquita is receiving increasing recognition for its efforts. In 2005, SustainableBusiness.com, publisher of *The Progressive Investor* newsletter, named Chiquita to its list of the world’s top 20 sustainable stock picks, known as the SB20, for the fourth year in a row. SustainableBusiness.com identifies its picks by asking leading investment advisers to recommend companies that stand out as world leaders in both sustainability and financial strength. In April 2004, the Trust for the Americas, a division of the Organization of Americas, selected Chiquita Brands as the winner of the 2004 Corporate Citizen of the Americas Award for Chiquita’s Nuevo San Juan Home-

Ownership Project in Honduras. Also in 2004, Chiquita earned the Ethic Award from the AGEPE Editorial Group and KPMG in Italy for its initiatives in the field of ethics, environmental protection, and workplace improvements.

One recent setback for Chiquita's corporate responsibility profile involved its banana-producing subsidiary in Colombia. After a 2003 probe into the company's finances, Chiquita self-reported to the U.S. Department of Justice (DOJ) that it had made payments to left- and right-wing paramilitary groups in Colombia such as the AUC, ELN, and FARC. These payments, beginning in 1997, were made in order to protect the lives of its employees. Colombia has one of the highest kidnapping rates in the world and a murder rate 11 times that of the United States. "It's certainly a common understanding that in order to do business in Colombia, payments have to be made for at best security, or at worst extortion," explained Ron Oswald, general secretary of the International Union of Food-workers, which represents Chiquita workers in Latin America (including many in Colombia).

The U.S. 1996 Anti-Terrorism Act makes it illegal to support any organizations identified as a terrorist threat. As of September 2001, the list of terrorist threats included the Colombian paramilitary groups. In a company press release, Chiquita chairman and CEO Fernando Aguirre explained, "The payments ... were always motivated by our good faith concern for the safety of our employees. Nevertheless, we recognized—and acted upon—our legal obligation to inform the DOJ of this admittedly difficult situation."⁹ Officially announced in 2007, Chiquita faced a \$25 million fine for the payments it made in Colombia. In anticipation of the decision, the company set aside funds in 2006 to pay the fine. Chiquita does not believe the fines will hurt its operations. Perhaps as a result of the pending DOJ investigation and decision, Chiquita sold its Colombian subsidiary in 2004.

Global Codes of Conduct, Standards, and Labor Practices

In late 2001, Ron Oswald, general secretary of the International Union of Food Workers, was asked if he had seen improvements in Chiquita's internal and external corporate policies. He responded, "Yes. It is a company that is totally unrecognizable from five years ago."¹⁰ Clearly Chiquita had come a long way.

Traditionally, relations between Chiquita and labor unions in Latin America were mired in conflict and mistrust. In 1998, after recognizing the need for change in the way it deals with its line, Chiquita began striving to adhere to SA8000, the widely accepted international labor rights standard. Management struggled with the decision of whether to adopt an outside standard or to develop an internal measurement gauge for corporate responsibility. After much deliberation, management concluded that adopting the SA8000 standard would yield the most credibility with external stakeholders because SA8000 gives detailed requirements for adequacy of management systems for implementation. Having an external standard forces Chiquita to push CR change down through each organizational level Page 579 so that the firm is able to meet third-party requirements.

In May 2000 Chiquita expanded its code of conduct to include SA8000. Standards now included areas such as food safety, labor standards, employee health and safety, environmental protection, and legal compliance. Recognizing the importance of labor support and its resounding effect on corporate image, Chiquita began an open dialogue with the International Union of Food Workers and the Coalition of Latin American Banana Workers' Unions (COLSIBA). By June 2001, the firm had reached an agreement with both organizations, pledging to respect worker rights as elaborated in ILO conventions, address long-standing health and safety concerns for workers,

and ensure that its independent suppliers did likewise. This made Chiquita the first multinational corporation in the agricultural sector to sign a worker rights agreement. Management credits this agreement as having helped to build a positive image, improving relations with both internal and external stakeholders. In mid-2001, Chiquita published its first corporate responsibility report detailing the firm's future CR strategies and goals. Both stakeholders and media outlets have been impressed with the complete turnaround in the transparency of Chiquita's corporate agenda, which has led to a much more favorable impression of the company.

In order to adhere to the organization's own core values and to the SA8000 labor standard, Chiquita routinely performs internal audits in all of its Latin American operations. NGOs also conduct external audits. After the audits are completed, each local management team plans corrective actions using the firm's code of conduct and core values as decisionmaking guides. At year-end 2003, independent auditors certified Chiquita's operations in Costa Rica, Colombia, and Panama to the SA8000 standard. Chiquita's operations were the first ever to earn SA8000 certification in each of these countries. In its 2006 corporate responsibility report, Chiquita announced that it has maintained 100 percent certification of its banana farms in Latin America in accordance with the Rainforest Alliance, Social Accountability 8000, and EurepGAP standards (environmental, labor, and human rights and food safety standards, respectively).

Marketing the Message

Although it would seem advantageous for Chiquita to communicate and leverage the great strides it has made through its corporate responsibility effort, management seems reluctant to promote its achievements through the typical mass communication vehicles. Indeed, when Chiquita attempted to advertise its certification process with commercials in Denmark that equated

its Central American banana farms with a “glorious rainforest,” the ads were met with skepticism and thought to be unrealistic.

Instead of mass advertising, the firm has opted for a longer-term marketing strategy based on educating leading opinion makers and critics alike. According to Dennis Christou, vice president of marketing-Europe, there is a natural suspicion among consumers about commercially driven messages. He believes that customers feel more trust in the message if it’s delivered by an external body rather than by the company or by a paid advocate of the business. That is a main reason why the firm is relying on viral marketing tactics and third-party testimonials as the means of spreading its message. Retailers are treated differently: They must be exposed to improvements at Chiquita because they determine which exclusive brand to carry on an annual basis. However, Christou believes that creating brand recognition with consumers is possible through nonobtrusive, reputable means.

Defining and conveying a brand’s differences in a commodities marketplace is difficult. Nevertheless, Chiquita believes it can carve out its own niche by distinguishing itself as a leader in corporate responsibility. Instead of positioning itself solely on the basis of price, Chiquita is hoping that its distinctive competency in CR will help it stand out from the pack. The company got a boost in this regard in April 2003, when Chiquita, along with Ben and Jerry’s, received the first Award for Outstanding Sustainability Reporting presented by the Coalition for Environmentally Responsible Economies (CERES) and the Association of Chartered Certified Accountants. In 2006, Chiquita won Costa Rica’s Contribution to the Community Award for its Nature and Community Project, which preserves biodiversity and promotes nature conservation awareness.

Transition to Privatization and Future Path

Chiquita drastically shifted its strategic decision-making models and broader corporate operating principles in the wake of its reorganization. Debt repayments and other reorganization costs resulted in significant losses. Chiquita made great strides in improving its financial performance by cutting costs and streamlining its local and global operations. In 2003, the year after it filed for bankruptcy, Chiquita's net sales were \$2.6 billion, up from \$1.6 billion the year before. In 2006, net sales reached a record \$4.5 billion (due in part to the acquisition of Fresh Express).

In 2011 the Chiquita Company celebrated its fourth consecutive year of increasing profitability. Chair and CEO Fernando Aguirre stated that Chiquita "had a much better year in bananas driven by higher pricing and volume in North America, and initial recovery in Europe. Our salads business did not perform as well as expected and we've taken a number of corrective actions and adapted our structure and strategy to be more successful and profitable."¹¹

Beginning in 2012, however, Chiquita's sales and profitability began to stall. With global banana sales decreasing, Chiquita's revenue fell to US\$3 billion, and the company posted losses for three consecutive years (see [Figures 5](#) and [6](#)). In 2014, following three years of flat sales, Chiquita's management began looking externally for new solutions for cutting costs and increasing revenue.

	2014	2013	2012	2011
Assets				
Cash and equivalents	\$ 47,160	\$ 54,017	\$ 2,601	\$ —
Other current assets	535,904	575,178	987	266
Total current assets	583,064	629,195	3,588	266
Investments in and accounts with subsidiaries	110,220	108,077	647,471	1,071,132
Other assets	918,754	921,866	18,919	23,332
Total assets	<u>\$1,612,038</u>	<u>\$1,659,138</u>	<u>\$669,978</u>	<u>\$1,094,730</u>
Liabilities and Shareholders' Equity				
Accounts payable and accrued liabilities	\$ 374,241	\$ 406,307	\$ 15,363	\$ 15,354
Total current liabilities	378,944	408,578	15,363	15,354
Long-term debt	637,518	629,353	259,520	249,805
Total liabilities	1,288,704	1,284,700	299,576	294,660
Shareholders' equity	323,334	374,438	370,402	800,070
Total liabilities and shareholders' equity	<u>\$1,612,038</u>	<u>\$1,659,138</u>	<u>\$669,978</u>	<u>\$1,094,730</u>

Source: Chiquita Brands International Inc., company reports.

Figure 5 Chiquita Brands Balance Sheet as of December 31, 2014, 2013, 2012, 2011 (in thousands)

	Year Ended 12/31/2014	Year Ended 12/31/2013	Year Ended 12/31/2012
Net sales	\$3,090,224	\$3,057,482	\$3,078,337
Cost of sales	2,735,117	2,708,428	2,743,040
SG&A	218,061	233,706	275,231
Equity in earnings of subsidiaries (loss)	(2,750)	(258)	33,433
Operating income (loss)	27,404	49,845	(253,834)
Interest expense	(61,896)	(61,144)	(45,299)
Interest income	2,715	2,856	3,131
Loss on debt extinguishment	(521)	(6,275)	—
Other income (expense), net	(9,906)	3,522	(1,793)
Income (loss) before income taxes	(42,204)	(11,196)	(297,795)
Income tax (expense) benefit	(20,332)	(4,619)	(105,239)
Net income (loss)	<u>(62,536)</u>	<u>(15,815)</u>	<u>(405,017)</u>

Source: Chiquita Brands International Inc., company reports.

Figure 6 Chiquita Brands International Income Statement, 2012-2014 (in thousands)

In early 2014, Chiquita reached a preliminary merger agreement with Ireland-based fruit and produce company Fyffes. The deal would have created the largest banana distributor in the world, with an estimated 160 million boxes of bananas sold annually. Around the same time, Brazilian holding company Cutrale-Safra offered Chiquita shareholders a buyout deal worth around US\$14 per share. In October 2014, shareholders for Chiquita unexpectedly rejected the merger with Fyffes and accepted a slightly revised

takeover bid by Cutrale-Safra. With the close of the deal, Chiquita became a privately held Brazilian company.

Chiquita's new ownership faces a challenging task of bringing financial success back to the company. Future financial stability depends, in part, on external market factors such as steady or rising international banana prices and consumer demand. Internally, the company's performance will result from the effectiveness of financial controls on the cost side, and successful marketing, emphasizing differentiation and value-added production, on the revenue side. Although Chiquita has gone to impressive lengths to turn around its reputation and performance, it continues to face a challenging and competitive international business environment and must make continuous progress in its management and operations in order to achieve a healthy and sustainable financial future.

Questions for Review

1. How would you characterize Chiquita's historical approach to global management?
2. Describe Chiquita's approach to human resource management in its global supply chain. What particular human resource challenges does Chiquita face as the purchaser, producer, and supplier of a commodity?
3. Does Chiquita's global corporate responsibility (CR) program create a conflict between owners and other stakeholders? Who are Chiquita's main stakeholders in the United States and around the world, and how are they affected by Chiquita's CR program?
4. How would you characterize Chiquita's past and present leadership? How does leadership affect a company's overall reputation?

5. Do you believe Chiquita would have changed its policies without the presence of damaging stories in the media? If not, what does this say about Chiquita's old management style?
6. What challenges does Chiquita's new ownership face in continuing to turn the company around and bring profitability back to its operations?

Exercise

Chiquita's management, represented by the CEO, is considering input from various groups about its strategic direction and continued reorganization. Your group represents one of the following interests:

1. Shareholders of the previous company who lost most of the value of the shares after the company declared bankruptcy.
2. Shareholders in the Safra Group.
3. Employees and union representatives of North American operations.
4. Employees and union representatives of South American operations.
5. Representatives of the nongovernmental organization Rainforest Action Network.

Spend five minutes preparing two or three requests to the management team about your group's interests and priorities for the company. Then conduct an open forum in which you discuss these requests among the different groups.

This case was prepared by Professor Jonathan Doh and Erik Holt of Villanova University as the basis for class discussion.

ENDNOTES

1. "Chiquita Names New CEO," *Cincinnati Business Courier*, January 12, 2004.

2. Geert de Lombaerde, “Chiquita Outlook Improves Following EU Deal,” *Cincinnati Business Courier*, April 20, 2001.
3. Nicholas Stein, “Yes, We Have No Profits: The Rise and Fall of Chiquita Banana: How a Great American Brand Lost Its Way,” *Fortune*, November 26, 2001, https://archive.fortune.com/magazines/fortune/fortune_archive/2001/11/26/314058/index.htm.
4. Ibid.
5. Chiquita Brands International Inc., 2006 Annual Report. <http://investors.chiquita.com/phoenix.zhtml?c=119836&p=irol-reportsAnnual>.
6. “Code of Conduct,” Chiquita, <https://www.sec.gov/Archives/edgar/data/101063/000119312504038903/dex14.htm>.
7. Marco Were, “Implementing Corporate Responsibility—The Chiquita Case,” *Journal of Business Ethics* 44, no. 2-3 (May 2003): 247–60.
8. Collin Dunn, “Chiquita Cleans Up Its Act,” *Tree Hugger*, August 10, 2006, <https://www.treehugger.com/green-food/chiquita-cleans-up-its-act.html>.
9. Chiquita Statement on Agreement with U.S. Department of Justice.
10. Stein, “Yes, We Have No Profits.”
11. “Chiquita Brands International Inc.: Chiquita Reports Fourth Quarter and Full-Year 2011 Results,” Chiquita, February 21, 2012. <http://phx.corporate-ir.net/phoenix.zhtml?c=119836&p=irol-newsArticle&id=1663424>.



SKILL- BUILDING AND EXPERIENTIA L EXERCISES

- [Personal Skill-Building Exercises](#)
- [In-Class Simulations \(Available in Connect, connect.mheducation.com\)](#)

1. The Culture Quiz

Objectives

- To stimulate awareness of cultural differences
- To promote consideration of the impact of cultural differences in a global economy
- To stimulate dialogue between domestic and international students
- To explore issues raised by culturally diverse workforces

Background

Few, if any, traditions and values are universally held. Many business dealings have succeeded or failed because of a manager's awareness or lack of understanding of the traditions and values of his or her foreign counterparts. With the world business community so closely intertwined and

interdependent, it is critical that managers today become increasingly aware of the differences that exist.

How culturally aware are you? Try the following questions.

Instructions

Working alone or with a small group, answer the questions (without peeking at the answers). When you do look at the answers, be sure to read the explanations. If you are taking the quiz with students from countries other than your own, explore what the answer might be in your country and theirs.

1. In Japan, loudly slurping your soup is considered to be
 - a. rude and obnoxious.
 - b. a sign that you like the soup.
 - c. okay at home but not in public.
 - d. something only foreigners do.
2. In Korea, business leaders tend to
 - a. encourage strong commitment to teamwork and cooperation.
 - b. encourage competition among subordinates.
 - c. discourage subordinates from reporting directly, preferring information to come through well-defined channels.
 - d. encourage close relationships with their subordinates.
3. In Japan, virtually every kind of drink is sold in public vending machines except for
 - a. beer.
 - b. diet drinks with saccharine.
 - c. already sweetened coffee.

d. soft drinks from U.S. companies.

4. In Latin America, managers

a. are most likely to hire members of their own families.

b. consider hiring members of their own families to be inappropriate.

c. stress the importance of hiring members of minority groups.

d. usually hire more people than are actually needed to do a job.

5. In Latin America, businesspeople

a. consider it impolite to make eye contact while talking to one another.

b. always wait until the other person is finished speaking before starting to speak.

c. touch each other more than North Americans do under similar circumstances.

d. avoid touching one another, as it is considered an invasion of privacy.

6. The principal religion in Malaysia is

a. Buddhism.

b. Judaism.

c. Christianity.

d. Islam.

7. In Thailand

a. it is common to see men walking along holding hands.

b. it is common to see a man and a woman holding hands in public.

- c.* it is rude for men and women to walk together.
 - d.* men and women traditionally kiss each other on meeting in the street.
- 8.** When eating in India, it is appropriate to
 - a.* take food with your right hand and eat with your left.
 - b.* take food with your left hand and eat with your right.
 - c.* take food and eat it with your left hand.
 - d.* take food and eat it with your right hand.
- 9.** Pointing your toes at someone in Thailand is
 - a.* a symbol of respect, much like the Japanese bow.
 - b.* considered rude even if it is done by accident.
 - c.* an invitation to dance.
 - d.* the standard public greeting.
- 10.** American managers tend to base the performance appraisals of their subordinates on performance, while, in Iran, managers are more likely to base their performance appraisals on
 - a.* religion.
 - b.* seniority.
 - c.* friendship.
 - d.* ability.
- 11.** In China, the status of every business negotiation is
 - a.* reported daily in the press.
 - b.* private, and details are not discussed publicly.
 - c.* subjected to scrutiny by a public tribunal on a regular basis.

- d.* directed by the elders of every commune.
- 12.** When rewarding a Hispanic worker for a job well done, it is best not to
 - a.* praise him or her publicly.
 - b.* say “thank you.”
 - c.* offer a raise.
 - d.* offer a promotion.
- 13.** In some South American countries, it is considered normal and acceptable to show up for a social appointment
 - a.* 10 to 15 minutes early.
 - b.* 10 to 15 minutes late.
 - c.* 15 minutes to an hour late.
 - d.* 1 to 2 hours late.
- 14.** In France, when friends talk to one another,
 - a.* they generally stand about 3 feet apart.
 - b.* it is typical to shout.
 - c.* they stand closer to one another than Americans do.
 - d.* it is always with a third party present.
- 15.** When giving flowers as gifts in Western Europe, be careful not to give
 - a.* tulips and jonquils.
 - b.* daisies and lilacs.
 - c.* chrysanthemums and calla lilies.
 - d.* lilacs and apple blossoms.
- 16.** The appropriate gift-giving protocol for a male executive doing business in Saudi Arabia is to

- a.* give a man a gift from you to his wife.
 - b.* present gifts to the wife or wives in person.
 - c.* give gifts only to the eldest wife.
 - d.* not give a gift to the wife at all.
- 17.** If you want to give a necktie or a scarf to a Latin American, it is best to avoid the color
- a.* red.
 - b.* purple.
 - c.* green.
 - d.* black.
- 18.** The doors in German offices and homes are generally kept
- a.* wide open to symbolize an acceptance and welcome of friends and strangers.
 - b.* slightly ajar to suggest that people should knock before entering.
 - c.* half-opened, suggesting that some people are welcome and others are not.
 - d.* tightly shut to preserve privacy and personal space.
- 19.** In the area that was formerly West Germany, leaders who display charisma are
- a.* not among the most desired.
 - b.* the ones most respected and sought after.
 - c.* invited frequently to serve on boards of cultural organizations.
 - d.* pushed to get involved in political activities.

- 20.** American managers running businesses in Mexico have found that by increasing the salaries of Mexican workers, they
- a.* increased the number of hours the workers were willing to work.
 - b.* enticed more workers to work night shifts.
 - c.* decreased the number of hours workers would agree to work.
 - d.* decreased production rates.
- 21.** Chinese culture teaches people
- a.* to seek psychiatric help for personal problems.
 - b.* to avoid conflict and internalize personal problems.
 - c.* to deal with conflict with immediate confrontation.
 - d.* to seek help from authorities whenever conflict arises.
- 22.** A wedding gift that should not be given to a Chinese couple would be
- a.* a jade bowl.
 - b.* a clock.
 - c.* a basket of oranges.
 - d.* shifts embroidered with dragon patterns.
- 23.** In Venezuela, New Year's Eve is generally spent
- a.* in quiet family gatherings.
 - b.* at wild neighborhood street parties.
 - c.* in restaurants with horns, hats, and live music and dancing.
 - d.* at pig roasts on the beach.
- 24.** If you order “bubble and squeak” in a London pub, you will get
- a.* two goldfish fried in olive oil.

- a very cold beer in a chilled glass, rather than the usual warm
- b.* beer.
- c.* Alka Seltzer and a glass of water.
- d.* chopped cabbage and mashed potatoes fried together.

- 25.** When a stranger in India wants to know what you do for a living and how much you earn, he will
- a.* ask your guide.
 - b.* invite you to his home and, after getting to know you, will ask.
 - c.* come over and ask you directly, without introduction.
 - d.* respect your privacy above all.
- 26.** When you feel you are being taken advantage of in a business exchange in Vietnam, it is important to
- a.* let the anger show in your face but not in your words.
 - b.* say that you are angry but keep your facial expression neutral.
 - c.* not show any anger in any way.
 - d.* end the business dealings immediately and walk away.
- 27.** When a taxi driver in India shakes his head from side to side, it probably means
- a.* he thinks your price is too high.
 - b.* he isn't going in your direction.
 - c.* he will take you where you want to go.
 - d.* he doesn't understand what you're asking.

28. In England, holding your index and middle fingers up in a V with the back of your hand facing another person is seen as
- a. a gesture of peace.
 - b. a gesture of victory.
 - c. a signal that you want two of something.
 - d. a vulgar gesture.

Answers to the Culture Quiz

1. b. Slurping your soup or noodles in Japan is good manners in both public and private. It indicates enjoyment and appreciation of the quality. [Source: Eiji Kanno and Constance O'Keefe, *New Japan Solo* (Tokyo: Japan National Tourist Organization, 1990), 20.]
2. b. Korean managers use a “divide-and-rule” method of leadership that encourages competition among subordinates. They do this to ensure that they can exercise maximum control. In addition, they stay informed by having individuals report directly to them. This way, they can know more than anyone else. [Source: Richard M. Castaldi and Tjipyanto Soerjanto, “Contrasts in East Asian Management Practices,” *Journal of Management in Practice* 2, no. 1 (1990): 25–27.]
3. b. Saccharine-sweetened drinks may not be sold in Japan by law. On the other hand, beer, a wide variety of Japanese and international soft drinks, and so forth are widely available from vending machines along the streets and in buildings. You're supposed to be at least 18 to buy the alcoholic ones, however. [Source: Eiji Kanno and Constance O'Keefe, *New Japan Solo* (Tokyo: Japan National Tourist Organization, 1990), 20.]

4. a. Family is considered to be very important in Latin America, so managers are likely to hire their relatives more quickly than hiring strangers. [Source: Nancy J. Adler, *International Dimensions of Organizational Behavior*, 2nd ed. (Boston: PWS-Kent, 1991).]
5. c. Touching one another during business negotiations is common practice. [Source: Nancy J. Adler, *International Dimensions of Organizational Behavior*, 2nd ed. (Boston: PWS-Kent, 1991).]
6. d. Approximately 45 percent of the people in Malaysia follow Islam, the country's "official" religion. [Source: Hans Johannes Hofer, ed., *Malaysia* (Englewood Cliffs, NJ: Prentice Hall, 1984).]
7. a. Men holding hands is considered a sign of friendship. Public displays of affection between men and women, however, are unacceptable. [Source: William Warren, Star Black, and M. R. Priya Rangsit, eds., *Thailand* (Englewood Cliffs, NJ: Prentice Hall, 1985).]
8. d. In India, as in many Asian countries, toilet paper is not used. Instead, water and the left hand are used, after which the left hand is thoroughly cleaned. Still, the left hand is considered to be polluted and therefore inappropriate for use during eating or touching another person. [Source: Gitanjali Kolanad, *Culture Shock! India* (Portland, OR: Graphic Arts Center, 1996), 117.]
9. b. This is especially an insult if it is done deliberately because the feet are the lowest part of the body. [Source: William Warren, Star Black, and M. R. Priya Rangsit, eds., *Thailand* (Englewood Cliffs, NJ: Prentice Hall, 1985).]
10. c. Adler suggests that friendship is valued over task competence in Iran. [Source: Nancy J. Adler, *International Dimensions of Organizational Behavior*, 2nd ed. (Boston: PWS-Kent, 1991).]

- b.* Public discussion of business dealings is considered inappropriate.
11. Kaplan et al. report that “the Chinese may even have used a premature announcement to extract better terms from executives” who were too embarrassed to admit that there was never really a contract. [Source: Frederic Kaplan, Julian Sobin, and Arne de Keijzer, *The China Guidebook* (Boston: Houghton Mifflin, 1987).]
12. *a.* Public praise for Hispanics and Asians is generally embarrassing because modesty is an important cultural value. [Source: Jim Braham, “No, You Don't Manage Everyone the Same,” *Industry Week*, February 6, 1989.] In Japan, being singled out for praise is also an embarrassment. A common saying in that country is “The nail that sticks up gets hammered down.”
13. *d.* Though being late is frowned upon in the United States, being late is not only accepted but expected in some South American countries. [Source: Lloyd S. Baird, James E. Post, and John F. Mahon, *Management: Functions and Responsibilities* (New York: Harper & Row, 1990).]
14. *c.* Personal space in most European countries is much smaller than in the United States. Americans generally like at least 2 feet of space around themselves, while it is not unusual for Europeans to be virtually touching. [Source: Lloyd S. Baird, James E. Post, and John F. Mahon, *Management: Functions and Responsibilities* (New York: Harper & Row, 1990).]
15. *c.* Chrysanthemums and calla lilies are both associated with funerals. [Source: Theodore Fischer, *Pinnacle: International Issue*, March/April 1991, 4.]
16. *d.* In Arab cultures, it is considered inappropriate for wives to accept gifts or even attention from other men. [Source: Theodore Fischer,

Pinnacle: International Issue, March/April 1991, 4.]

17. *b.* In Argentina and other Latin American countries, purple is associated with the serious fasting period of Lent. [Source: Theodore Fischer, *Pinnacle: International Issue*, March/April 1991, 4.]
18. *d.* Private space is considered so important in Germany that partitions are erected to separate people from one another. Privacy screens and walled gardens are the norm. [Source: Julius Fast, *Subtext: Making Body Language Work* (New York: Viking Penguin Books, 1991), 207.]
19. *a.* Though political leaders in the United States are increasingly selected on their ability to inspire, charisma is a suspect trait in what was West Germany, where Hitler's charisma is still associated with evil intent and harmful outcomes. [Source: Nancy J. Adler, *International Dimensions of Organizational Behavior*, 2nd ed. (Boston: PWS-Kent, 1991), 149.]
20. *c.* Paying Mexican workers more means, in the eyes of the workers, that they can make the same amount of money in fewer hours and thus have more time for enjoying life. [Source: Nancy J. Adler, *International Dimensions of Organizational Behavior*, 2nd ed. (Boston: PWS-Kent, 1991), 30, 159.]
21. *b.* Psychological therapy is not an accepted concept in China. In addition, communism has kept most Chinese from expressing opinions openly. [Source: James McGregor, "Burma Road Heroin Breeds Addicts, AIDS along China's Border," *Wall Street Journal*, September 29, 1992, 1.]
22. *b.* The Chinese regard a clock as a bad omen because the word for clock, pronounced *zhong*, is phonetically similar to another Chinese word that means "the end." Jade is highly valued as symbolizing superior virtues, and oranges and dragon patterns are also auspicious

symbols. [Source: Dr. Evelyn Lip, "Culture and Customs," *Silver Kris*, February 1994, 84.]

23. a. Venezuelans do the reverse of what most people in other countries do on Christmas and New Year's. On Christmas, they socialize. While fireworks are shot off on both nights, most restaurants are closed and the streets are quiet. [Source: Tony Perrottet, ed., *Venezuela* (Boston: Houghton Mifflin, 1994), 97.]
24. d. Other popular pub food includes bangers and mash (sausages and mashed potatoes), ploughman's lunch (bread, cheese, and pickled onions), and cottage pie (baked minced meat with onions and topped with mashed potatoes). [Source: Ravi Desai, ed., *Let's Go: The Budget Guide to Britain and Ireland* (London: Pan Books, 1990), 83.]
25. c. Indians are generally uninhibited about staring at strangers and asking them about personal details in their lives. Social distance and personal privacy are not common social conventions in India. [Source: Frank Kusy, *India* (Chester, CT: The Globe Pequot Press, 1989), 27.]
26. c. Vernon Weitzel of the Australian National University advises never to show anger when dealing with Vietnamese officials or businesspeople. Showing anger causes you to lose face and is considered rude. Weitzel also recommends always smiling, not complaining or criticizing anyone, and not being inquisitive about personal matters. [Source: Daniel Robinson and Joe Cummings, *Vietnam, Laos & Cambodia* (Australia: Lonely Planet Publications, 1991), 96.]
27. c. What looks to Westerners like a refusal is really an Indian way of saying yes. It can also express general agreement with what you're saying or suggest that an individual is interested in what you have to say. [Source: Gitanjali Kolanad, *Culture Shock! India* (Portland, OR: Graphic Arts Center, 1996), 114.]

28. *d.* In England, this simple hand gesture is considered vulgar and obscene. In a report to *The Boston Globe*, an American who had been working in London wrote, “I wish someone had told me before I emphatically explained to one of the draftsmen at work why I needed two complete sets of drawings.” [Source: “Finger Gestures Can Spell Trouble,” *The Berkshire Eagle*, January 26, 1997, E5.]

Source: Moorhead, Gregory, and Janet W. Wohlberg. *OB in Action: Cases and Exercises*. New York: Houghton Mifflin, 1998.

Page 588

2. “When in Bogotá ...”

As Jim Reynolds looked out the small window of the Boeing 757, he saw the glimmer of lights in the distance. After a five-hour flight, he arrived in Bogotá, Colombia, at 9:35 p.m. on a clear Friday evening. It had been nearly five years since Jim had seen his best friend, Rodrigo Cardozo. The two had met in college and kept in touch over the years. During their school years, Rodrigo would often accompany Jim when he went home to Chicago for the holidays.

Entering the main terminal, Jim found himself in what looked like a recently bombed building. Piles of debris were everywhere. Lights hung from the ceiling by exposed electrical wires, and the walls and floors were rough, unfinished concrete. “Certainly, aesthetics are not a major concern at the Bogotá International Airport,” Jim thought.

As he came to the end of the long, dimly lit corridor, an expressionless customs official reached out his hand and gestured for Jim's travel documents.

“Passaporte, por favor. Bienvenidos a Bogotá, Señor Reynolds. Estás en vacaciones?”

“Sí,” Jim replied.

After a few routine questions, Jim was allowed to pass through customs feeling relatively unscathed.

“Loquillo! Loquillo! Estamos aquí! Jim, Jim,” a voice shouted.

Trying to find the origin of the voice among the dense crowd, Jim finally spotted Rodrigo. “Hey, man. How've you been? You look great!”

“Jim, it's so good to see you. How've you been? I would like you to meet my wife, Eva. Eva, this is my best friend, Jim. He's the one in all those pictures I've shown you.”

Late Night Begins the Day

Close to an hour later, Jim, Rodrigo, and Eva arrived at Rodrigo's parents' house on the other side of Bogotá from the airport. As Jim was aware, it is customary for couples to live with their parents for a number of years after their marriage, and Rodrigo and Eva were following that custom.

Darío, Rodrigo's father, owned an import/export business in Bogotá. He was a knowledgeable and educated man and, from what Jim knew, a master of business negotiations. Over the years, Darío had conducted business with people in nearly every country in Central and South America, the United States, Europe, Hong Kong, and some parts of Africa. Jim had first met Darío with Rodrigo in Boston in 1989.

“Jim, welcome to my house,” Darío boomed effusively as the group walked in. “I am so pleased that you're finally in Bogotá. Would you like something to drink—whiskey, bourbon, Aguardiente?”

“Aguardiente!” Rodrigo urged.

“Yes, Jim would like some Aguardiente. I understand you're going to Bahía tonight,” Darío added.

“Where?” Jim asked, looking around. “I didn't know we were going anywhere tonight.”

“Don't worry, Jim, todo bien, todo bien,” Rodrigo assured him. “We're going dancing, so get dressed. Let's go.”

The reality of being in Colombia hit Jim at about 11:15 that night when he and his friends entered Bahía, a Bogotá nightclub. The rhythms of salsa and merengue filled the club. Jim's mind flashed back to the Latin dance parties he and Rodrigo had had in Boston with their friends from Central and South America.

“Jim, this is my cousin, Diana. She'll be your partner tonight,” Rodrigo said. “You'll get to practice your Spanish too; she doesn't speak a word of English. Have fun.”

For the next six hours, they danced and drank. This is the Colombian way. At 5:30 the next morning, Rodrigo decided it was time to leave to get something to eat. On the drive home, they stopped at an outdoor grill in the mountains where many people had congregated for the same reason. Everyone was eating arepas con queso and mazorca, and drinking Aguardiente.

Next, they continued to an outdoor party just down the street. Here, they danced and drank until the sun crested over the mountains of Bogotá. It was about 7:00 a.m. when they decided to conclude the celebration—for now.

Saturday was spent recovering from the previous evening and also touring some local spots in the country. However, Saturday night was a repeat of Friday. After being in Colombia for three days, Jim had slept a total of about four hours. Fortunately, Monday was a national holiday.

Business before Pleasure before Business?

Although Jim was having a great time, he had also scheduled a series of business meetings with directors of business schools at various Bogotá universities for the week to come. Jim worked as an acquisitions editor for Academia Press, a major publisher of college-level business textbooks. The purpose of the meetings was to establish business contacts in the Colombian market. It was hoped that these initial contacts would lead to others in Latin America.

At Academia Press headquarters in New York, Jim and Caroline Evans, his boss, had discussed the opportunities in Latin America. Although Academia Press routinely published international editions of its texts, total international sales never represented more than 15 percent of their gross. Consequently, international markets had never been pursued aggressively. Caroline, however, saw the Latin American markets as having a lot of potential within the next three to five years. She envisioned this market alone, in time, representing 15 to 20 percent of gross sales. Moreover, she felt that within the next ten years, international sales could reach 40 percent if developed properly. With numbers like that, it was evident to Jim Page 589 that this deal was important, not only to the company but to his career as well. If Jim was able to open these markets, he might receive a promotion and be able to continue to work in Central and South America.

Jim's first meeting was scheduled for 11:00 a.m. on Tuesday, the second on Wednesday at 11:00 a.m., and the third on Friday at 3:00 p.m. At precisely 11:00 a.m. on Tuesday, Jim arrived at Javeriana University, where he was to meet with Professors Emilio Muñoz, Diana Espitia, and Enrique Ronderos. When he arrived, Professor Muñoz was waiting for him in the conference room.

“Señor Reynolds, I am delighted to meet you. How was your flight?”

“Wonderful,” Jim replied.

“And how do you like Bogotá so far? Have you been able to sightsee?”

“No, I haven't had the chance to get around the city yet. I hope to see some things later in the week.”

“Well, before you leave, you must visit *El Museo de Oro*. It is the finest collection of gold artifacts from the various indigenous Indian tribes in Colombia. Although much of the gold was stolen by the Spanish, many pieces have survived.” For the next 30 minutes, Professor Muñoz spoke of everything from the upcoming presidential elections to World Cup soccer.

Jim looked at his watch, concerned about the other professors who had not yet arrived and about the meeting for which he had prepared.

“Is there something wrong, Señor Reynolds?”

“No, no, I was just wondering about the others; it's 11:30.”

“Don't worry. They'll be here shortly. Traffic in Bogotá at this hour is terrible. They're probably caught in a traffic jam.”

Just then, Professors Espitia and Ronderos walked in.

“Muy buenas, Señor Reynolds,” Professor Espitia said warmly. “Please forgive us for the delay. Traffic is simply awful at this time of day.”

“Oh, that's not necessary. I understand. Traffic in New York can be absolutely horrendous as well,” Jim replied. “Sometimes it takes two hours to get from one end of the city to the other.”

“Have you had lunch yet, Señor Reynolds?” asked Professor Ronderos.

Jim shook his head.

“Why don't we go to lunch, and we can talk there?” Professor Ronderos suggested.

After discussing the restaurants in the area, the professors decided on El Club Ejecutivo. It was nearly 12:30 p.m. when they arrived.

“It's been an hour and a half, and we haven't discussed anything,” Jim thought. He was concerned that the Colombians were not very interested in

what he had to offer. Throughout lunch, Jim grew increasingly concerned that the professors were more interested in his trying typical Colombian dishes and visiting the sights in Bogotá than in Academia's textbooks. They were fascinated that Jim knew how to dance salsa and merengue and impressed that he spoke Spanish with a slight Colombian accent; Señorita Espitia said she found it amusing. That seemed much more important than his knowledge of business textbooks and publishing in general.

By the end of lunch, Jim was nearly beside himself. It was now after 2:30 p.m. and nothing had been accomplished.

“Why don't we all go to Monserate tomorrow? It's absolutely beautiful up there, Señor Reynolds,” Professor Ron-deros suggested, going on to describe the mountain that overlooks Bogotá and the myths and traditions that surround it.

“That's a wonderful idea,” Professor Espitia added.

“Monserate it is then. Jim, it has been a pleasure. I look forward to our meeting tomorrow,” Professor Ronderos said with a slight bow.

“Señor Reynolds, would you like a ride home?” Professor Muñoz asked.

“Yes, if it's not too much trouble.”

On the way home, Jim was relatively quiet.

“Do you feel okay?”

“It must be jet lag catching up to me. I'm sure it's nothing,” Jim responded. Concerned about the way the meeting had gone, Jim realized that he had never even had a chance to mention Academia Press's various titles and how these texts could be used to create a new curriculum or supplement an existing curriculum at the professors' business school.

When in Bogotá

On arriving at the house, Jim went upstairs and sat in the living room glumly sipping a cup of aguapanela. “I just don't get it,” he thought. “The Colombians couldn't have been happier with the way the meeting turned out, but we didn't do anything. We didn't even talk about one book. I just don't understand what went wrong.”

In a short time, Darío arrived. “Muy buenas, Jim. How did your meetings go today with the directors?” he asked.

“I don't know. I don't know what to think. We didn't do anything. We didn't talk about business at all. We talked more about the sights I should see and the places I should visit before I leave Colombia. I'm supposed to call my boss this afternoon and tell her how the initial meeting went. What am I going to tell her? ‘Sorry, we just decided to plan my vacation in Colombia instead of discussing business.’ I can't afford to have this deal fall through.”

Darío laughed.

“Señor, I'm serious.”

“Jim, I understand. Believe me. Tell me about your meeting today.”

Jim recounted every detail of the meeting to Darío, who smiled and nodded his head as he listened.

“Jim, you have to understand one thing before you continue Page 590 negotiating with the directors.”

“What's that?”

“You're in Colombia now,” Darío said simply.

Jim stared at him with a puzzled look. “And?”

“And what, Jim?”

“Is there something else I should know?”

“That's where you need to start. You let the directors set the tone of the meeting. It's obvious they felt very comfortable with you, or they wouldn't have invited you to Monserate. Here in Colombia, Jim, we do business

differently. Right now, you're building friendship. You're building their trust in you. This is very important in doing business in all of Latin America.”

After a moment's pause, “Jim,” Darío continued, “would you rather do business with a friend or someone you hardly know?”

As Darío went on to analyze the meeting, Jim realized that his perception of the situation had been formed by his experiences in the United States. “When in Bogotá,” he thought, “I guess I had better think like the Colombians.”

“Jim, you've gained the respect and the trust of the directors. In my opinion, your first meeting was a complete success.”

“What should I expect in the meetings to come?” Jim asked.

“Don't worry,” he responded. “Just let the directors worry about that. You'll come to an agreement before the end of the week. I guarantee it.”

Questions for Discussion

1. What differences does Jim notice between life in the United States and life in Colombia?
2. What differences does Jim notice between doing business in the United States and doing business in Colombia? How might these same factors differ in other countries?
3. What advice would you give Jim for closing his deals? Why?

Source: Shull, Matthew C. “When in Bogota.” twitter.com/Matthew_Shull.

Page 591

3. The International Cola Alliances

Objectives

- To introduce some of the complexities involved in doing business across international borders
- To examine what happens when countries seek to do business with one another without the benefit of a common language and customs

Background

Even with a common language, communication can break down, and interpretations of words and actions often can confound understanding and incur negative attributions of purpose. Add to this the differences of personal needs that exist from individual to individual, as well as national and cultural needs that exist from country to country. These limitless variables make cooperation across borders even more complex.

The Story

You are a delegation from a country that would like to enter into a large cooperative effort with a number of other countries for the production and distribution of a popular soft drink produced by the American company International Cola. In the past, countries in your region of the world have been resistant to allowing foreign soft drinks into their markets, despite consumer demands. However, recent thinking is that the advantages of allowing this competition outweigh the disadvantages.

International Cola has expressed an interest in setting up a bottling plant, a regional corporate headquarters, and four distribution depots. Their goal, of course, is to do this in the most economically efficient way possible to maximize profits. However, because the executives at International Cola believe this area to be a rich new market with outstanding potential and are therefore eager to get in, they have ceded to the demands of the various governments in the proposed alliance. These require International Cola to

allow for local control of the facilities; to maintain only 49 percent interest in the facilities with local partners holding 51 percent ownership; and to allow the participating governments to work out among themselves the details of where the facilities will be located.

For the countries involved, having one or more of these facilities located within their borders will bring jobs, revenue, and a certain amount of prestige. (It is possible for a single country to have all six of the facilities: regional headquarters, bottling plant, distribution depots.)

Each of the countries involved shares at least two borders with the other countries. This has not always been the most peaceful area. Border skirmishes are frequent, most stemming from minor misunderstandings that became inflated by vast cultural and religious differences.

These distinct cultural differences between your country and your neighbors will likely become even more evident as you pursue the negotiation. It will be up to you to decide how to respond to them. While it is important for you to retain your own cultural integrity—for example, when you first meet a delegate from another country you will likely greet him or her in the cultural style of your country—you understand the importance of being sensitive to one another. If you understand, for example, that the cultural style of another country is to bow on meeting, whereas you shake hands, you may wish to bow instead.

Because you are negotiating the venture across borders, and each country has a different primary language, you have agreed to negotiate in English, but none of you are entirely fluent. Therefore, a few phrases will creep in from your own languages.

Wear your country's flag in a visible place at all times.

Instructions

Step 1 (30-40 minutes—may be done before class) Working in small groups (5–7), develop a profile of your country and its people based on profile sheets 1 and 2.

After you have completed profile sheets 1 and 2, briefly discuss them to be sure there is mutual understanding of what the group's behavior and negotiating stance are to be during the negotiation.

Step 2 (20 minutes—may be done before class) Based on the profile sheets, decide which International Cola facilities you believe you should have in your country and why you believe they should be in your country rather than one of the others that will be represented. For example, if you have a highly educated population, you may argue that you should be the home of the regional corporate headquarters; be aware, however, that another country might argue that you should not have bottling and distribution facilities because these do not require a highly educated or skilled labor force.

On the negotiation sheet, make a list of the facilities you believe your country should have and some notes as to what your arguments will be for having them. Also, make some notes on what you believe the other countries' counterarguments will be and how you expect to respond to them.

Step 3 (30–45 minutes—in class) Everyone in your group should pin a copy of your country's flag and motto on himself or herself in a visible place. One to three representatives from your group (delegation) should negotiate the arrangements for International Cola's facilities with the representatives from the other delegations. Be sure to use the cultural norms of your country during the negotiation, but *do not tell* the others what your social norms are.

Representatives should introduce themselves to one another on Page 592 an individual basis. After personal introductions, representatives should

form a circle in the center of the room with their delegations behind them, briefly describe their countries, state their positions, and begin negotiations. During negotiations, representatives should make an effort to use their new language at least three times. They should not use English for any of the six phrases listed.

Delegation representatives and the other members of their groups may communicate with one another at any point during the negotiation, but only in writing. Group members may also communicate among themselves, but only in writing during the negotiation.

Any group or representative may ask for a side meeting with one or more of the other groups during the negotiation. Side meetings may not last more than five minutes.

At any time in the negotiation, the delegation may change its representative. When such a change is made, the new representative and the other delegates must reintroduce themselves and greet one another.

Those members of each delegation who are not directly negotiating should be active observers. Use the observer sheet to record situations in which other groups insulted them, shamed them, or were otherwise offensive.

At the end of 45 minutes, the negotiation should be concluded whether or not an agreement has been reached.

Questions for Discussion

1. What role did cultural differences play in the various phases of the negotiation process? Be careful not to overlook the introductory phase. Was the negotiation frustrating? Satisfying? Other? Why?
2. At any time, did delegations recognize the cultural differences between themselves and the others? If so, was any attempt made to try to adapt to

another country's norms? Why? Why not? Would there have been a benefit in doing so? Why?

3. What role did language differences play during the negotiation? What was the effect of lack of understanding or miscommunication on the process?
4. Did the delegations from various countries attempt to find mutual goals and interests despite their differences? In what ways were the best interests of the overall plan subjugated to the individual interests of each country? What rhetoric was used to justify the personal interests?
5. To what degree did groups construct their countries to best justify their position? In situations where this happened, did it work? Why? Why not?

Profile Sheet 1

1. Select a name for your country:

Be sure that the name of your country appears on or around the flag (see below).

2. In the space below, design your country's flag or emblem. Make enough copies so that each member of your group has one to wear.
3. Write a slogan for your country that best embodies your country's ideals and goals. Include the slogan on or around the flag.

4. Make up a partial language with a vocabulary of up to twenty-five (25) words into which you should translate the following phrases for use during negotiations:

Phrase Translation

I agree. _____

I disagree. _____

This is unacceptable. _____

I don't understand your point. _____

You have insulted me. _____

Please repeat that. _____

5. Briefly describe how people in your country react when they have been insulted.

Profile Sheet 2

Describe your country by selecting one element from each of the following lists. After you have made your selections, list the elements that make up your

country's description on a separate piece of paper and add any additional elements you wish.

Population Density

- _____ high density with overpopulation a problem
- _____ moderate density—high end
- _____ moderate density—average
- _____ moderate density—low end
- _____ low density

Average Educational Level

- _____ less than 3 years—large percent totally illiterate
- _____ 3–6 years—widespread functional illiteracy
- _____ 6–9 years—functional illiteracy a problem in scattered areas
- _____ 9–12 years—most read and write at functional levels
- _____ 12+ years—a highly educated and functioning population

Per Capita Income

- _____ under \$1,000 per year
- _____ \$1,000–5,000 per year
- _____ \$5,000–10,000 per year
- _____ \$10,000–20,000 per year
- _____ \$20,000–30,000 per year

_____ \$30,000–40,000 per year

_____ \$40,000+ per year

Climate

_____ tropical

_____ arctic

_____ mixed in different areas

_____ runs range from season to season

Form of Government

_____ socialist

_____ democratic

_____ communist

_____ monarchy

_____ dictatorship

_____ other (specify)

Dominant Racial-Ethnic Group

_____ Asian

_____ black

_____ white

_____ other (specify)

Dominant Religion

- _____ animist
- _____ atheist/agnostic
- _____ Buddhist
- _____ Catholic
- _____ Hindu
- _____ Islam
- _____ Jewish
- _____ Mormon
- _____ Protestant (specify) _____
- _____ other (specify) _____

Negotiation Sheet

1. What facilities do you believe your country should have?

2. What facilities of those listed above are you willing to relinquish to reach agreement? _____

3. On what bases will you justify your need or desire for having the facilities you have listed? _____

Observer Sheet

- 1. List actions taken by members of other delegations that were insulting, created shame for you and your delegation, or were otherwise offensive based on your country's norms. Include notes on the context in which the actions were taken.

with 1 being your first choice, and enter your rankings on the ranking sheet in the column marked “My Ranking.” Briefly, list the reasons for each of your rankings.

Do not discuss your rankings with your classmates until told to do so.

Step 2 (30–40 minutes) Working with three to four of your classmates, discuss the applicants and rank them in the order of group preference. Do not vote.

Rank the candidates from 1 to 5, with 1 being the group's first choice, and enter your group rankings on the ranking sheet in the column marked “Group Ranking.” Briefly list the reasons for each of the group's rankings.

If your group represents more than one culture, explore the ways in which each person's cultural background may have influenced his or her individual decisions.

Step 3 (open-ended) Report your rankings to the class, and discuss the areas of difference that emerged within your group while you were trying to reach consensus.

Questions for Discussion

1. Was your group able to explore openly any culturally based biases that came up—for example, feelings about homosexuality, religion, personality traits, politics?
2. Did you make any comments or observations that you feel would have been fully acceptable in your own culture but were not accepted by the group? Explain.
3. If the answer to question 2 was yes, how did the reaction of the group make you feel about your membership in it? How did you handle the situation?

4. What implications do you believe these cultural differences would have in business dealings?

Background

You are a member of the management committee of a multinational company that does business in 23 countries. While your company's headquarters are in Holland, your offices are scattered fairly evenly throughout the four hemispheres. Primary markets have been in Europe and North America; the strongest emerging market is the Pacific Rim. Company executives would like to develop what they see as a powerful potential market in the Middle East. Sales in all areas except the Pacific Rim have shown slow growth over the past two years.

At present, your company is seeking to restructure and revitalize its worldwide marketing efforts. To accomplish this, you have determined that you need to hire a key marketing person to introduce fresh ideas and a new perspective. There is no one currently in your company who is qualified to do this, and so you have decided to look outside. The job title is “vice president for international marketing”; it carries with it a salary well into six figures (US\$), plus elaborate benefits, an unlimited expense account, a car, and the use of the corporate jet. The person you hire will be based at the company's headquarters and will travel frequently.

A lengthy search has turned up five people with good potential. It is now up to you to decide whom to hire. Although all the applicants have expressed a sincere interest in the position, it is possible that they may change their minds once the job is offered. Therefore, you must rank them in order of preference so that if your first choice declines the position, you can go on to the second, and so on.

Applicants: Park L., Age 41, Married with Three Children

Park L. is currently senior vice president for marketing at a major Korean high-technology firm. You have been told by the head of your Seoul office that his reputation as an expert in international marketing is outstanding. The market share of his company's products has consistently increased since he joined the company just over 15 years ago. His company's market share is now well ahead of that of competing producers in the Pacific Rim.

Park started with his present company immediately after his graduation from the University of Seoul and has worked his way up through the ranks. He does not have a graduate degree. You sense that Park has a keen understanding of organizational politics and knows how to play them. He recognizes that because the company he works for now is family controlled, it is unlikely that he will ever move much higher than his present situation. Park has told you that he is interested in the growth potential offered at your company.

In addition to his native tongue, Park is able to carry on a reasonably fluent conversation in English and has a minimal working knowledge of German and French. His wife, who appears quiet and quite traditional, and his children speak only Korean.

Page 595

Kiran K., Age 50, Widow with One Adult Child

Kiran K. is a Sikh woman living in Malaysia. She began her teaching career while finishing her DBA (doctorate in business administration) at the Harvard Business School and published her first book on international marketing ten months after graduation. Her doctoral dissertation was based on the international marketing of pharmaceuticals, but she has also done research and published on other areas of international marketing.

Two months after the publication of her book, Kiran went to work in the international marketing department of a Fortune 500 company, where she stayed for the next ten years. She returned to teaching when Maura University offered her a full professorship with tenure, and she has been there since that time. Her academic position has allowed her to pursue a number of research interests and to write authoritative books and papers in her field. At present, she is well published and internationally recognized as an expert on international marketing. In addition, she has an active consulting practice throughout Southeast Asia.

You have learned through your office in Kuala Lumpur that Kiran's only child, a 23-year-old son, is severely mentally and physically disabled. You sense that part of her interest in the job with your company is to have the income to guarantee his care should anything happen to her. Her son would go with her to Holland, should she be given the job, where he will need to be enrolled in special support programs.

In addition to fluency in Malay, English, and Hindi, Kiran speaks and writes German and Spanish and is able to converse in Japanese and Mandarin.

Peter V., Age 44, Single

Peter is a white South African. He had worked in a key position in the international marketing division of an American Fortune 100 company until the company pulled out of his country eight months ago. While the company wanted to keep him on, offering to move him from Johannesburg to its New York headquarters, Peter decided that it was time to look elsewhere. He had begun to feel somewhat dead-ended in his position and apparently sees the position at your company as an opportunity to try out new territory. Like your other candidates for the position, Peter has a long list of accomplishments

and is widely recognized as outstanding in his field. People in your company who have had contacts with him say that Peter is creative, hardworking, and loyal. In addition, you have been told that Peter is a top-flight manager of people who is able to push his employees to the highest levels of performance. And, you are told, he is very organized.

Peter has a PhD in computer science from a leading South African university and an MBA from Purdue's Krannert School of Business.

Peter had been a vehement opponent of apartheid and is still very much a social activist. His high political visibility within South Africa had made his life there difficult, and even now, with the end of apartheid, he would like to get out. His constant male companion, P. K. Kahn, would be coming with him to Holland, and Peter would like your personnel office to help P. K. find an appropriate position.

Peter speaks and reads English, Dutch, Afrikaans, and Swahili and can converse in German.

Tex P., Age 36, Divorced with One Child

Tex is currently job hunting. His former job as head of marketing for a single-product, high-technology firm—highly specialized workstations for sophisticated artificial intelligence applications—ended when the company was bought out by Texas Instruments. Tex had been with his previous company virtually from the time the company was started six years earlier. Having to leave his job was an irony to Tex as it was largely due to the success of his efforts that the company was bought out. You sense that he is a little bitter, and he tells you that jobs offered to him by TI were beneath him and not worthy of consideration.

Tex has both his undergraduate and MBA degrees from Stanford University. In addition, he was a Rhodes Scholar and won a Fulbright

scholarship, which he used to support himself while he undertook a two-year research project on the marketing of high-technology equipment to Third World countries.

You have learned through your New York office that Tex has a reputation for being aggressive and hard driving. Apparently he is a workaholic who has been known to work 18 to 20 hours a day, seven days a week. He seems to have little time for his personal life.

In addition to his native English, Tex has a minimal command of French—which he admits he hasn't used since his college days.

Zvi C., Age 40, Married with Five Children

Zvi began his career after receiving his MBA from the Sloan School of Management at the Massachusetts Institute of Technology (MIT). His first job was as marketing manager for a German company doing business in Israel.

Zvi's phenomenal success with this company led to his being hired away by an international office equipment company in England. Again, he proved to be outstanding, boosting the company's market share beyond all expectations within two years. After five years, Zvi was offered a chance to go back to Israel, this time to oversee and coordinate all the international marketing programs for an industrial park of 14 companies run as an adjunct to Israel's leading scientific research institution. It has been his responsibility to interface the research component with product development and sales as well as to manage the vast marketing department. Again, he has shown himself to be a master.

You have learned through your Haifa office that Zvi is highly respected and has extensive contacts in the scientific and high-tech worlds. He is exceptionally creative in his approach to marketing, often trying

bold strategies that most of his peers would dismiss as too risky. Zvi, however, has made them work and work well.

Zvi is a religious man who must leave work by noon on Friday. He will not work Saturdays or any of his religion's major and minor holidays—about 18 a year. He will, however, work on Sundays.

In addition to his native language, Dutch (Zvi and his family moved to Israel from Holland when Zvi was six), he speaks and writes fluent Hebrew, English, German, and Arabic.

Ranking Sheet

Rank candidates from one to five with one as your first choice.

	My Ranking		Group Ranking	
Applicant	Rank	Reasons	Rank	Reasons
Park L.				
Kiran K.				
Peter V.				
Tex P.				
Zvi C.				

1. “Frankenfoods” or Rice Bowl for the World: The U.S.-EU Dispute over Trade in Genetically Modified Organisms

This simulation is designed to develop skills in cross-cultural negotiations with an emphasis on multi-stakeholder dialogue and exchange.

Synopsis

On August 18, 2003, members of the World Trade Organization (WTO) met in Geneva to hear a U.S. request for a fullblown dispute-settlement proceeding regarding European Union (EU) restrictions on the import and sale of goods produced with or containing genetically modified organisms (GMOs). In late 1996, Monsanto exported the first genetically modified soybeans to Europe, assuming that consumers would accept them as Americans had. The timing was not good, however, as the GMO issue became linked in the minds of Europeans with “mad cow” disease, an outbreak that was first thought limited to animals but eventually killed several humans. Neither GMO companies nor European authorities were prepared for the reaction, as public sentiment immediately turned against the technology. Britain's *Daily Mirror* ran a front-page headline in 1998 warning against “Frankenfood.” In 1998, five European countries said they wouldn't

process any more applications for genetically modified crops, and the EU upheld this decision.¹

In May 2003, the United States filed a complaint with the WTO in hopes of getting the ban lifted. In response, in the summer of 2003, the European Parliament passed groundbreaking legislation that would require detailed labeling of all food products containing as little as 0.9 percent of genetically modified ingredients, and would require origin tracing in order to gain approval. Although these steps were designed to move toward lifting the moratorium, many in the United States charged that these rules would be unworkable, would be discriminatory toward imports, and would violate WTO sanitary and phytosanitary (SPS) agreements.²

Paradoxically, both sides claimed to be concerned about public health and environmental safety. The U.S. government and industry argued that the EU was in violation of WTO provisions requiring nondiscriminatory treatment of like or similar goods. The Americans contended that uninformed Europeans were spreading unfounded fears about GMOs.³ In addition, the U.S. government argued that requiring labels for GMO products would result in segregating GMO foods from non-GMO foods and, in so doing, limit their consumer appeal. Furthermore, the threshold of 0.9 percent was far too restrictive, according to U.S. officials.

Description of Exercise

This exercise provides an interactive case simulation in which you will be assigned to a group that will assume the role of one of several stakeholder groups in the actual dispute between the United States and the EU over trade in GMOs. In this case, the U.S. government, on behalf of U.S. farmers and the biotech industry, argued that the EU is in violation of global trading rules. Europe responded that it has the right to protect the health and safety of its

population and domestic crops, given the uncertainties over the effects of GMOs on humans, animals, and plants.

This simulation assumes that the United States and the EU proceed through the WTO dispute-settlement procedures, and it places participants in the roles of the various disputants: the U.S. government, the European Union, a consortium of GMO companies, a group of interested developing countries, a group of NGOs, and a WTO Dispute Settlement Panel.

Genetically Modified Food

According to some estimates, over half the world's soy, a key ingredient in products ranging from candy bars to animal feed, comes from genetically modified strains. In 2005, about 8.5 million farmers in 21 countries were planting genetically altered seeds.⁴ The global market value of genetically modified crops in 2006 was \$6.15 billion. Yet genetically modified food has quickly become as controversial as cloning. The central feature of a GMO is human alteration of the DNA of an organism through the use of biotechnology. Proponents and opponents in the genetic-modification debate have been eager to weigh in on the benefits and risks associated with using GMOs. Each side has identified a number of key arguments to support its position:

Benefits

- Increased yields.
- Herbicide-tolerant crops encourage less tilling/soil erosion.
- Insecticidal crops encourage less use of harmful pesticides.
- Virus-resistant crops.
- Development of drought-resistant crops.

Risks

- Possible allergic or other health responses in humans/livestock.
- Creating new or more vigorous pests and pathogens.
- Harm to “nontarget” beneficial species.
- Unwanted gene flow.
- Irreparable changes in species diversity and in genetic diversity within a species.

Genetically engineered products are not new. Insulin used in medicine is an example of genetic engineering. The insulin gene from the intestines of pigs is inserted into bacteria.⁵ The bacteria grow and produce insulin, which is then purified and used for medical purposes. Other genetically engineered products include the chemical compound aspartame, used as a sugar substitute, and the hepatitis B vaccine.

A large barrier to the acceptance of GMOs worldwide is the fuzzy international law regulating GMO trade. The Agreement on Sanitary and Phytosanitary Measures (SPS Agreement), part of the 1994 agreement that established the World Trade Organization, requires that food safety regulations be based on scientific risk assessments.⁶ Most studies to date seem to point to the conclusion that foods containing GMOs are safe for human consumption. But the fact that a majority of these studies were conducted by or for U.S. biotech firms independent of any third-party overseers suggests to some that the findings are suspect. In 1997, the United States won a complaint with the WTO against the EU concerning an EU ban on hormone-treated beef, but the EU continued to enforce the broader ban on approval of newly introduced GMO products because a large majority of Europeans are steadfastly against the use of GMOs.

The United States, along with Canada and Argentina, filed another complaint with the WTO in 2003, claiming that the EU's ban on genetically modified products violates international trade rules. In 2006 the WTO ruled

in favor of the United States, claiming that the EU had indeed violated recognized trade rules. Now the EU is seeking to limit GMO sales through tougher approval processes.

The U.S. Position

In the United States, 86 percent of soy and more than 40 percent of corn are genetically modified. The U.S. government argues that the EU ban on genetically modified food not only is hurting U.S. commerce but also is discouraging developing countries from growing genetically modified crops for export.

The U.S. government believes that genetically modified products could reduce hunger and poverty in the world's poorest nations, and that by restricting the use of GMOs, the EU is aggravating starvation in the developing world.⁷ Biotechnology, according to U.S. policy makers and biotech executives, offers the prospect of crops that are more resilient, require less water, and give higher yields. Thus, the EU ban on genetically modified foods indirectly contributes to starvation by denying access to more efficient agricultural techniques.⁸ Furthermore, according to Robert B. Zoellick, the U.S. trade representative, uninformed European attitudes continue to spread unfounded fears in developing countries, where the need for the increased yields offered by genetically modified foods is greatest.⁹ In addition, according to the U.S. government, GMO technologies would help developing countries dramatically increase export earnings. The U.S. government is not only concerned that Europe will prevent the use of GMOs, but also that the EU model could serve as a blueprint for other countries, including those in the developing world, that plan to regulate GMOs.

In its recent WTO dispute with the EU, the United States argued that the EU's ban on GMOs violated international trade rules. In February 2006, the

WTO dispute panel ruled in favor of the United States, Canada, and Argentina, deciding that the EU and six member states had broken trade rules by banning the import of genetically modified foods. The ban caused “undue delays” in the approval of GMO products, thereby violating the SPS Agreement.¹⁰

Along with continued criticism from Europe, the GMO cause has experienced some setbacks in the United States as well. For example, Aventis CropScience, developer of StarLink corn, was forced to pay \$10 million to Iowa farmers and grain elevators in premiums and compensation for losses tied to growing and handling genetically modified grain that contaminated the grain supply. Although the government had approved StarLink for use in livestock feed, it was not cleared for human consumption after possibly allergic reactions were reported in people who consumed the protein that StarLink produces. Hundreds of food products were recalled in 2001 after testing showed residues of the StarLink protein in taco shells and other food. Some estimates suggest costs could eventually exceed \$200 million.¹¹ Anti-GMO activists in the United States continue to make progress. In 2007, rice producers in California called for a moratorium on transgenic rice in the state, and a USDA ruling could stop the production of genetically modified alfalfa throughout the United States.¹²

The EU Position

For most Europeans, the debate over genetically modified foods is closely intertwined with cultural, environmental, and health issues. Earlier surveys suggested that nearly 80 percent of Europeans do not want to consume products with GMOs,¹³ although European opinion about GMOs seems to be getting more optimistic. A 2006 Eurobarometer survey reported that, of those with a decided opinion on “green” biotechnology, only 58 percent

discouraged it. This brings European opinion on GMOs close to that of Canada.¹⁴ At the heart of the debate over genetically modified products is the growing disagreement between the United States and Europe over what steps are necessary to protect public health and the environment.¹⁵ A major Page 3 obstruction to settling this argument is deeply embedded in European culture. Food and culture are closely linked in Europe's historical and contemporary life. Many European regions celebrate their unique food traditions and local produce. Unlike Americans, whose food choices are driven by accessibility and convenience, Europeans try to limit the influence of corporate food companies on their food choices. Respecting their preferences, global food companies such as McDonald's, Burger King, and Coca-Cola have pledged to keep all products for sale in Europe free of GMOs.¹⁶

Another obstacle to the use of GMOs is the fact that, in recent years, Europe experienced several health crises—notably the outbreak of bovine spongiform encephalopathy (BSE), commonly known as “mad cow” disease—that alerted people to the possible dangers lurking in the food supply. Experts agreed that beef from cows with the disease was perfectly safe; then dozens of people died. Biotech firms will have difficulty convincing Europeans to consume GMOs in the absence of long-term statistical evidence from third parties supporting their safety claims.

Exacerbating the issue is the persistent view in Europe that the United States continues to engage in a unilateral—some would say imperial—foreign policy. Regardless of the ongoing battle over GMOs, many people in Europe support challenging U.S. positions as a matter of principle—as a demonstration of European strength and cultural unity. These strong views will continue to influence European consumer choices no matter the outcome of the current dispute. Resistance by European customers to all U.S. foods

could overshadow any GMO benefits to the U.S. economy if, for example, the labeling provision is not upheld. The EU also argues that U.S. corporations are squeezing farmers around the world through their control of exporting and processing activities with the goal of developing a lower-cost, vertically integrated global supply chain.

European and North American protesters have been seen with banners calling genetically modified products “Frankenfoods,” a label that deliberately associates them with frightening and unpredictable risks. Europe formally adopted a “precautionary principle” (described below) that takes a cautious approach to the approval of new bioengineered food, assuming that there may be unforeseen effects unless proven otherwise.

The EU argues the United States is motivated exclusively by economic considerations and that the U.S. government is responding only to the agribusiness and biotech firms that stand to gain financially if current restrictions are lifted. For example, in 2003, ten agricultural conglomerates, many of which are active in GMOs, owned almost 40 percent of the world's seed market.¹⁷ According to Martin Rocholl, director of Friends of the Earth Europe, “The U.S. Administration, funded by the likes of GMO giant Monsanto, is using the undemocratic and secretive WTO to force-feed the world foods containing GMOs. Decisions about the food we eat should be made in Europe and not in the White House, the WTO or Monsanto's HQ. We welcome the European Commission's commitment to fight this aggressive U.S. policy and ensure that Europe's wildlife and people are protected from the threats of GM crops.”¹⁸

Since the WTO's 2006 decision, which ruled the EU's ban on genetically modified products illegal, the EU has fought to control the presence of GMOs on its own turf. Under the SPS Agreement, the EU originally banned all genetically modified products on the grounds that they

could not be proven “safe.” However, the WTO decision claimed that enough evidence is now available to perform adequate risk assessments of genetically modified products and, furthermore, that most existing risk assessments do not provide enough of a reason for banning such products.¹⁹ The EU's new authorization process will likely be the stage for new disputes regarding the international sale of genetically modified products.

GMOs are starting to become more prevalent in Europe, with GMO crop area expected to increase over the next decade. “It will be slow but within 10 years GMOs will have reached the point of no return,” said Jean-Michel Duhamel, Monsanto's director for southern Europe.²⁰ But common anti-GMO sentiment is still strong. Some European companies, such as Unilever, produce genetically modified products, but they don't sell those products in Europe because of consumer opposition. Germany's Metro AG chain, like other major European grocery stores, doesn't allow bioengineered ingredients in its store brands.²¹ Labeling rules proposed to replace the ban have generated heated responses from European GMO opponents. Greenpeace promised to marshal thousands of volunteers throughout Europe to police grocery stores in the weeks that follow the launch of labeling. “If consumers start buying it and get used to it, we will lose,” says Dan Hindsgaul, the head of Greenpeace's effort. In 2006, Greenpeace sent a petition, calling all EU member states to alter their GMO-labeling rules to include products such as meat, eggs, and milk, which come from animals that are fed with genetically modified products. According to Greenpeace, the typical diet of a farm animal in Europe consists of up to 30 percent GMOs.²²

Substantial Equivalence and the Precautionary Principle

The issue of scientific proof has been a major point of contention. At the heart of the debate are the concepts of substantial equivalence and the precautionary principle. The term *substantial equivalence* was first mentioned in a 1993 Organization for Economic Cooperation and Development (OECD) report on the safety of biotechnology. Members of the OECD agreed that the most practical approach to determining the safety of foods derived by biotechnology is to consider whether they represent a “substantial equivalent” to analogous traditional products. The term *substantial equivalence* was borrowed from the U.S. Food and Drug Administration's (FDA) definition of a class of new medical devices that do not differ materially from their predecessors and thus do not raise new regulatory concerns. However, after considering the possible unseen effects of foods that contain GMOs, the EU argues that it is difficult to directly apply the FDA definition of *substantial equivalence* in this case. The concept of substantial equivalence was applied for the first time to a GMO in the safety assessment of the Flavr Savr tomato before it went to market in 1994. Data collected revealed that the modified tomato was equivalent to the nonmodified parent plant, and genetically modified tomatoes were accepted under FDA rules.

The EU adopted an approach to health and safety risks known as the “precautionary principle.” In common parlance, this approach may be summed up as, “Better safe than sorry.” Under this policy, new products are not assumed to be safe unless scientifically shown to be so. According to some in the EU, there is little scientific, third-party evidence that shows foods containing GMOs are safe for consumption. The precautionary principle thus provides justification for restricting GMOs unless they can be shown to be safe in all respects.

Biotech and Agricultural Firms

Because of their international reach, several large U.S. firms, including Monsanto and DuPont, that support biotech and use biotech crops in their products have pressed the U.S. government to take a strong stand on the issue. The United States is the largest agricultural exporter in the world, and U.S. officials argue that trade restrictions of any kind will only undermine an already sluggish global economy. At stake for large biotech multinationals is a substantial amount of future commerce. These firms have claimed huge losses since the EU ban was put into effect in 1998, projecting that the ban has cost them close to \$300 million annually. U.S. government policy has been supportive of biotech firms and a strong advocate of their ability to help alleviate famine in developing countries by producing more abundant yields in areas notorious for infertile soil and a lack of other resources.

The reluctance of key foreign trading partners—the EU, Japan, and other nations—to import genetically modified products has become a significant problem for American farmers as they compete in the international marketplace. (In 2003, Australia joined the United States as a third-party supporter in the WTO dispute against the EU over the ban on GMO products. Australia is a minor producer of GMO crops, including cotton and carnations.²³ Support for GMOs in Australia primarily comes from the national government, while state governments and public opinion tend to oppose GMOs.) In the United States, genetically modified crops, including corn and soybeans, are now planted on millions of acres of farmland. If current restrictions on genetically modified foods aren't lifted, American farmers will lose millions of dollars from unusable crops. In March 2004, the American Soybean Association (ASA) stepped forward to take a lead role in preparing the WTO challenge of the EU's labeling ban. In addition, the ASA claims the labeling threshold of 0.9 percent is too stringent and

lacks statistical backing. Also worsening the farmers' plight is the fact that worldwide commodity prices have dropped over the past decade.²⁴

Developing Countries

In developing countries, farmers have been resisting pressure to grow bioengineered crops—even if they could improve their productivity and reduce hunger—for fear of losing their European market.

GMO supporters believe that the modified organisms can resist certain viruses and extreme temperatures, enabling crops to survive with less energy than is normally required with nonmodified seeds. This ability could be very useful in regions that don't have much fertile soil and lack other usable resources. More abundant yields would help feed the large population in most developing countries. For example, yields could be increased by growing insect-resistant crops in regions where bugs have seriously restricted outputs. Proponents believe that foods containing GMOs will be able to alleviate starvation and hunger in needy places. The United States insists that GMOs do not pose a risk to developing nations because the seeds are destined for consumption, not planting.²⁵ GMO crops are also considered by some to be better for regions such as Africa where lack of education and training in the use of fertilizers and other modern farming techniques hampers agricultural development. Transgenic crops make up for this lack of education because the technology to control insects is already packaged in the seeds and farmers just have to plant them.

Skeptics argue that the skewed food distribution system, not lack of access to GMOs, is responsible for food shortages in developing countries. According to this view, developing countries are underfed because most of the food that they generate is sold in the export market to the wealthy developed nations. Furthermore, they question how poor developing

countries will be able to afford the genetically modified seeds. U.S. agricultural firms own the patents, and the suspicion is widespread that U.S. companies will limit the availability of nonmodified seeds in order to support the sale of modified ones. Also, many people in the developing world remain skeptical about the health effects. In late June 2002, Zambia's minister of commerce, trade, and industry, Dipak Patel, proclaimed that African nations would not accept genetically modified food until it has been proved safe for human consumption.²⁶

South Africa, one of only a few African nations that allow the planting of genetically modified crops, is expected to test a strain of genetically modified maize in late 2007. The prospects for GMOs in Africa, especially maize, could be on the rise since the 2006 maize streak virus, which destroyed anywhere between 5 and 100 percent of African farmers' crops.²⁷

In Brazil, controversy surrounded President Lula da Silva's Page 5 Provisionary Measure 131, which authorized the commercialization of genetically modified soy. Opponents of GMOs in Brazil suggested that the governing administration, notorious for bribery and scandals, was influenced by its relationship with Monsanto, which owns the patent on the most popular genetically modified soy. Brazilian legislators agreed and proposed that genetically modified soy in Brazil be burned and replaced with conventional crops beginning in February 2004. Later, under pressure from some farming interests, the legislators reversed position, and genetically modified crops and seeds are now permitted.

The UN Cartagena Protocol, an agreement intended to educate emerging-market countries about the benefits and risks of genetically modified products, was activated in June 2003 when the Republic of Palau became the 50th country to ratify the bill. The agreement is designed to help educate emerging-market countries about the risks of proliferated GMOs.

Simulation Instructions

You will be assigned to one of six groups:

1. The U.S. government.
2. The European Union.
3. A consortium of companies that manufacture or use GMO products, including Monsanto and Cargill.
4. A group of interested developing countries.
5. A group of nongovernmental organizations (NGOs) opposed to the exchange of GMO products.
6. A WTO Dispute Settlement Panel.

Participants should spend 20 to 30 minutes reviewing the case and formulating arguments that advance the agenda of their group. Refer to the “GATT/WTO Principles” section below and to the background material above for information. After the initial session, groups whose interests may be similar may consult with each other for an additional 10 to 15 minutes to coordinate presentations and minimize duplication. For example, the consortium of GMO companies might consult with the U.S. government. The WTO Dispute Settlement Panel is composed of “judges” and should be treated respectfully. Each group should make an opening presentation of no more than 10 minutes to the WTO panel. The presentation should summarize the main points of the argument and urge a particular decision by the panel. Panel members may then ask questions of the groups for an additional 15 minutes. After each group presents its argument, the WTO panel will deliberate for 20 minutes and present its findings.

The issue for decision by the WTO Dispute Settlement Panel is whether the EU prohibition on imports of genetically modified products is consistent with WTO principles. Depending on the ruling in this matter, the

WTO panel may offer specific remedies for how the ruling should be implemented. Further, the panel may wish to consider whether the proposed labeling and origin requirements (which in theory would allow the resumption of imports of genetically modified products) would or would not resolve the dispute, and whether this ban itself would be consistent with WTO principles.

GATT/WTO Principles: General Obligations

The General Agreement on Tariffs and Trade (now the World Trade Organization) was founded after World War II to establish rules for international trade practices and to resolve disputes among nations. Two fundamental principles govern most GATT/WTO provisions: most-favored-nation treatment and national treatment. *National treatment* refers to the obligations of the contracting parties to treat the nationals of foreign countries no less favorably than they treat the nationals of their own country. A more common term for this obligation is “nondiscrimination.” The GATT/WTO also requires that the parties extend *most-favored-nation treatment* to other parties, so that some countries are not treated more favorably than others. Dispute settlement resolution (when one or more countries accuse another contracting party of violating GATT/WTO rules) is carried out by three-to five-member panels that render reports (decisions).

Exceptions

The GATT/WTO provides for limited exceptions to the above-mentioned obligations. For example, preferential trade agreements such as the EU and NAFTA are permitted to extend better than most-favored-nation treatment to their members under certain conditions. There are also “general” exemptions, which excuse otherwise illegal actions if they are designed to

protect public morals, preserve national heritage, and limit commerce in goods made with prison labor. Although the word *environment* is never mentioned, the GATT/WTO does offer a basis for deviating from GATT/WTO principles in support of environmental protection. Specifically, Article XX holds that the GATT/WTO does not prevent contracting parties from taking actions (1) necessary to the protection of human, animal, or plant life or health and (2) relating to the conservation of exhaustible natural resources—provided trade measures affecting international commerce are joined by restrictions on domestic production or consumption.

The Uruguay Round agreement established agreements on the application of sanitary and phytosanitary (SPS) measures and technical barriers to trade (TBT). SPS measures are those necessary to safeguard human, animal, and plant health. Typically, when applied by an individual country, they are designed to safeguard its citizens, animal and plant industries, and environment against the risks posed by exotic pests and diseases, and against general threats to health entering from outside, and to control the incidence and spread of pests and diseases already present.

These agreements established the basis for reducing or Page 6 eliminating nontariff regulatory barriers unless they respect scientifically substantiated and internationally recognized standards and conformance procedures and technical and labeling regulations. As applied to international trade, SPS protocols include a range of control measures—for example, import requirements; methods of treatment, manufacture, handling and packaging, and storage; inspection and certification requirements; and in some cases outright import bans on some products from certain areas. The major areas covered are plant quarantine measures, animal quarantine measures, and food safety standards. Thus, governments may restrict imports of products that have been found to pose health or safety risks, based on

sound, scientific evidence. Specifically, SPS measures must be designed to accomplish one or more of the following objectives:

1. To protect animal or plant life or health within the territory of the member from risks arising from the entry, establishment, or spread of pests, diseases, disease-carrying organisms, or disease-causing organisms.
2. To protect human or animal life within the territory of the member from risks arising from additives, contaminants, toxins, or disease-carrying organisms in food, beverages, or feedstuffs.
3. To protect human life or health within the territory of the member from risks arising from diseases carried by animals, plants, or products thereof, or from the entry, establishment, or spread of pests.
4. To prevent or limit other damage within the territory of the member from the entry, establishment, or spread of pests.

Questions for Discussion after Conclusion of Simulation

1. How does your solution compare to your expectation of the likely actual outcome? What is different or similar in the two approaches?
2. How would you characterize the cultures of Europe (France and Germany) and the United States in terms of Hofstede's scheme? In what ways are the cultures similar, and in what ways do they differ? How might the differences influence approaches to disputes like this one?
3. Why would an approach emphasizing “substantial equivalence” result in an outcome different from the outcome of a policy driven by the “precautionary principle”?

4. How might the United States and EU resolve differences such as this in the future?

Source: © McGraw-Hill Irwin. This simulation was prepared by Professor Jonathan Doh as the basis for class discussion. It is not intended to illustrate either effective or ineffective managerial capability or administrative responsibility.

ENDNOTES

1. Scott Miller, "EU's New Rules Will Shake Up Market for Bioengineered Food," *Wall Street Journal*, April 16, 2004, p. A1.
2. Kerry Capell, "The Genetically Modified Food Fight," *BusinessWeek Online*, July 21, 2003, bw.com/news/941856.asp?0dm5C18LB.
3. Elizabeth Becker, "U.S. Contests Europe's Ban on Some Food," *New York Times*, May 13, 2003, p. B4.
4. Nina V. Fedoroff, "Genetically Modified Foods: Making the Earth Say Beans," *Science Journal*, Penn State Eberly College of Science, vol. 26, Spring 2007.
5. *Bacillus thuringiensis*, www.bt.ucsd.edu.
6. John Hulsman, "Cherry-Picking: U.S. and European Relationship," Heritage Foundation, www.heritage.org/research/tradeandforeignaid/tst061103.cfm.
7. Mark Drajem, "EU Pledges to Begin Approving Gene-Modified Crops This Year," *Bloomberg News*, June 17, 2003.
8. Jeremy Rifkin, "The Fight over GMO Crops Exposes the Weaknesses of Globalization," *The Guardian*, June 2, 2003, p. 16.
9. Becker, "U.S. Contests Europe's Ban on Some Food."

10. Regulatory Compliance Systems, LLC, "Precautionary Principle will 'Run in Place' in 2007, Trade Expert Predicts," [*Pesticide.net Insider eJournal*](#) 4, no. 2 (January 30, 2007).
11. Jerry Perkins, "Iowa StarLink Costs \$9.2 Million—Aventis CropScience Pays Claims to Farmers, Elevators," *Des Moines Register*, September 15, 2001.
12. The Center for Urban Education about Sustainable Agriculture (CUESA), "News about Our Food's Genes," *Weekly Newsletter*, March 3, 2007.
13. Sara Fitzgerald, "Putting the EU in Its Place: Why Filing a GMO Case with the WTO Is Crucial," Heritage Foundation, www.heritage.org/research/Europe/em855.cfm.
14. GMO Compass, "Majority of Europeans Believe Biotech Will Improve Quality of Life," June 20, 2006, www.gmo-compass.org/eng/news/messages/200606.docu.html.
15. John Connor, "GM Corn Variety Classed as Safe," *New Zealand Herald*, July 7, 2002, p. A6.
16. Becker, "U.S. Contests Europe's Ban on Some Food."
17. John Schoen, "Is This Biotech Boom for Real?" Page 7
www.msnbc.com/news/930313.asp?0dm=L1BmB, June 23, 2003.
18. Press release from Friends of the Earth Europe, www.foeeurope.org/press/2003/AW_18_Aug_GMO_trade_war.htm, August 18, 2003.
19. Regulatory Compliance Systems, "Precautionary Principle will 'Run in Place' in 2007."

20. Sybille de La Hamaide, "Europe GMO Area to Surge over 10 Years: Monsanto," Reuters, June 25, 2007.
21. Miller, "EU's New Rules."
22. "Better GMO Labelling Backed by a Million Europeans," Euractiv.com, February 5, 2007.
23. "Australia Struggles to Win Support for GMO Crops," Reuters, March 10, 2005.
24. Interview with Keith Dittrich, president of the American Corn Growers Association, June 12, 2003.
25. Arpad Pusztai, "Genetically Modified Foods: Are They a Risk to Human/Animal Health?" <http://www.mindfully.org/GE/GE2/Pusztai-Risk-To-Health.htm>.
26. Daniel Levine, "Mapping a New Plan for Biotech," *San Francisco Business Times*, March 10, 2003, p. 12.
27. Crystal Davis, "Genetically Modified Crops May Boost African Agriculture," *Earth Trends*, World Resources Institute, January 16, 2007, earthtrends.wri.org/updates/node/142.

2. Cross-Cultural Conflicts in the Corning-Vitro Joint Venture

This simulation is designed to develop skills at international negotiation with an emphasis on cross-cultural communication and negotiation.

Case Summary

During the NAFTA negotiations, many U.S. firms were concerned about the reduction of U.S. tariffs on flat glass, which averaged 20 percent, and the perceived competitive advantages Mexican glass firms would have in the event these tariffs were removed. In the fall of 1991, in the midst of the NAFTA negotiations, Vitro S.A., the \$3 billion Mexican glassmaker, signed a tentative \$800 million joint venture with Corning Inc. Two mirror companies were established—Corning-Vitro and Vitro-Corning—and each company took an equity stake in each of these joint-venture firms. In addition, the two parent companies agreed to a series of marketing, sales, and distribution relationships to support the activities of each of the new companies.¹ Two years later, the joint venture was in distress, and some of the interested parties were suggesting that it be dissolved. This simulation provides participants with an opportunity to undertake negotiations designed to resolve these differences.

Background

Vitro Sociedad Anonima is a 100-year-old Mexican company with roughly \$3.5 billion in sales and 40,000 employees. As Vitro positioned itself to take advantage of the emerging North American market, CEO Ernesto Martens Rebolledo described the tightrope the company must walk: “We don't want to lose our identity as a Mexican company with a unique culture and relationship with our employees, but we don't want to be battered in the world marketplace either.”² In 1989, Vitro completed a hostile takeover of Anchor Glass Container Corporation, and in 1992, Vitro laid off some 3,000 workers, an unusual move in Mexico at that time, given traditional notions about labor-management relations and job security.

Corning, an upstate New York maker of glass, traces its roots back to the mid-1800s. In recent years, Corning has diversified into fiber optics and other high-technology applications of glass, ceramics, and composite materials. During the 1980s, Corning's business increasingly relied on sales of fiber optics to telecommunications firms. These firms were beginning construction of the new infrastructure to support high-speed voice and data transmission. At the same time, sales of household, flat glass, and other traditional glass products remained important to the company.

NAFTA and Glass

During the early part of NAFTA negotiations (1989–1991), U.S. makers of household and flat glass products expressed concern about their ability to compete against cheaper Mexican imports, and some even accused Corning S.A. of unfair trading practices. Michigan-based glass manufacturer Guardian Industries Corp. protested that Vitro, the sole producer of float glass in Mexico, was involved in illegal and unfair business practices. Guardian stated that Vitro actively intimidated other Mexican glass distributors that were considering purchasing float glass products from Guardian. In 1990, Vitro exported \$120 million of float glass and other glass products to the

United States. Despite a 20 percent tariff on household glassware imports to the United States from Mexico, the after-duty prices of the Mexican products were still cheaper than those of U.S. glassmakers, due mainly to lower labor and energy costs within Mexico.³

In February 1991, the International Trade Commission (ITC) issued a report on these allegations. Vitro Crisa (an operating subsidiary of Vitro S.A.) allegedly priced its glass beverageware at about 20 to 30 percent below that of U.S. producers in the U.S. market. Vitro Crisa's lower productivity relative to U.S. industry, said the ITC, was offset by considerably lower labor costs (about \$1.50 an hour versus \$15 an hour in 1987 in the United States), which constituted nearly half of the production costs of the U.S. household glassware industry. The cost of natural gas, another major production input, was about 15 percent lower in Mexico.⁴

Problems Arise

In the early days of the Corning-Vitro alliance, Vitro executive Julio Escamez stated that both “Vitro and Corning share a customer-oriented philosophy and remarkably similar corporate cultures.”⁵ This was especially true when it came to each company's long history of forming joint ventures to achieve success in the marketplace. Corning Inc. had been an innovative leader in foreign alliances for over 73 years. One of the company's first successes was an alliance with St. Gobain, a French glassmaker, to produce Pyrex cookware in Europe during the 1920s. Corning has formed approximately 50 ventures over the years. Only nine failed (dissolved), an impressive number Page 2 considering one recent study found that over one-half of foreign and national alliances do not succeed. From 1985 to 1990, Corning's sales from joint ventures were over \$3 billion, contributing more than \$500 million to its net income. Corning enters into joint ventures primarily to gain access to markets that it cannot penetrate quickly enough to obtain a competitive

advantage. In addition, senior leadership at each company was still controlled by the original founding families, as was a globally-oriented expansion strategy.⁶ Yet the joint venture became subject to a series of cultural and other conflicts that began to undermine this vision.

U.S.-Mexico Alliances

According to Richard Sinkin, managing director of Inter-American Holdings, a consultancy based in San Diego, California, that advises U.S. companies doing business in Mexico, U.S. and Mexican companies often get together for the wrong reasons. Unless the two partners contribute essential qualities to the marriage, the alliance soon dissipates. The second difficulty is corporate control. “Most Mexican firms are still run as family businesses,” Sinkin says, “and these firms are often reluctant to share control with an outside investor.”⁷

In the case of the Corning/Vitro JV, Corning managers said that they were sometimes left waiting for important decisions about marketing and sales because in the Mexican culture, only top managers could make them and at Vitro those people were busy with other matters. Vitro's sales approach was less aggressive than Corning's, the remnant of years in a closed economy, and was sometimes at odds with the pragmatic approach Corning had developed over decades of competition.

NAFTA and Alliances

Cultural conflicts have ultimately soured many mergers that emerged from the North American Free Trade Agreement. “Mexico initially appears to be the United States except that people speak Spanish,” said labor economist Harley Shaiken. “That's just not the case, which everyone finds out in the short term rather than the long term.”⁸ NAFTA may have misguided business leaders in regards to the actual amount of cultural similarity between the United States

and Mexico. People in Mexico and the United States have completely different approaches to every aspect of business, from design-making to scheduling.⁹ The Mexican employees found the Corning managers to be too direct and too fast-paced. On the other hand, the American employees found the Vitro managers to be unaccepting of their mistakes and too slow-paced.

Even fundamental elements of business, such as contract law, have different cultural meanings between Mexico and the United States. While Americans view contracts as fully enforceable, legal documents, Mexicans tend to view contracts as idealist goals between two parties. As a result, some consultants find it difficult to receive their agreed-to payment for services while working in Mexico.¹⁰ Additionally, formalities differ drastically between the United States and Mexico. In the United States, titles are less important and communication tends to be more informal. In Mexico, nearly everyone carries a formal title and is “licenciado,” or has had some type of professional training; forgetting to mention the proper title can be perceived as an insult.¹¹

While Mexican employees tend to give their business superiors blind loyalty, outsiders tend to be mistrusted. Horace E. Scherer, director general of Hobart Dayton Mexicana, noted that this mistrust results in a lengthy sales process for employees. Often, just making a single sale requires up to four in-person visits by a salesperson. For example, at Hobart Dayton Mexicana, salespeople often must first meet with the target company's highest-ranking executive. Once a sale is made, the delivery of goods is often made directly by Hobart Dayton Mexicana, as third-party delivery services are not trusted. Invoices for sales are often required to be hand-delivered at a follow-up visit, and the payment of the invoice occurs in-person at yet another scheduled appointment.¹²

Combining the company culture of both partners in a joint venture, in order to create a new universal corporate culture, is commonly attempted. A

good example of this can be seen through Vitro-Whirlpool's assembly-line in Monterrey. Mexican workers have a history of taking extra time off of work around holidays to take vacations. This practice, called “el puente” or the bridge, is so widespread that factories often must shutdown on the days that are adjacent to planned holidays. In an effort to merge this cultural norm with the new American leadership, Vitro-Whirlpool still allows employees workers to take the “puente,” but they must make up the time off by working an extra hour per day for eight days beforehand.¹³

Indirect communication, common in Mexico, can be difficult for employees from direct communication cultures to fully understand. Pleasantries tend to fill the conversations. As a result, Mexicans tend to write memos when expressing dissatisfaction. A good example of this can be seen through Labatt's (the Canadian brewer) Mexican alliance. When the company decided to reduce the lunch hour of its employees from two hours to one, executives drafted a memo. Employees then signed the memo to show their acceptance.¹⁴

Financial and Commercial Concerns

Added complications emerged from the relatively strong peso, increased overseas competition, and a reconsideration of marketing strategies by both companies. The joint ventures suffered from the different Page 3 administrative practices, accounting systems, and management culture of the two companies. Corning said the different needs of customers in the United States and Mexico complicated the integration of sales and distribution.¹⁵ In the U.S., customers expect the timely and regular delivery of products packaged in a certain way; Mexican customers tend to be less demanding.

In 1992, Corning-Vitro had sales of approximately \$700 million, and Vitro-Corning achieved turnover of about \$230 million.

Issues for Decision

As a result of cultural clashes, failure to integrate complementary product lines, and disappointing sales, both Corning and Vitro are contemplating dissolving the joint ventures. Within the two companies, however, there are those who support maintaining the relationship, and others who oppose it. Corning and Vitro must first decide on whether they want to remain in the joint ventures and, if they do, under what conditions. If they decide to dissolve the relationship, they must negotiate the terms of the dissolution. If they decide to remain in the arrangement, some changes must be made to address the growing problems.

Simulation Instructions

You will be assigned to one of four groups.

The groups are ad hoc. Each group represents an ad-hoc committee appointed by the CEO of each company to make recommendations about the future of the alliance. The groups' initial positions can be characterized as follows:

1. Vitro—supports keeping JVs
2. Vitro—against keeping JVs
3. Corning—supports keeping JVs
4. Corning—against keeping JVs

Negotiation 1

The initial negotiation occurs *within* each company. Hence, Vitro Groups (1 and 2) discuss their differing positions, and Corning Groups (3 and 4) exchange their views with each other. Each pair of groups (1/2 + 3/4) should decide whether their company wants to remain within the joint venture or dissolve it. Each pair of groups has 45 minutes to negotiate *within* the

respective companies over whether to stay in or dissolve the JV. Groups 1 and 3 should consider the following:

1. The logic and original rationale for the JV.
2. How that logic may still hold.
3. How the JV could be made to work better.

Groups 2 and 4 should consider the following:

1. What caused the JV relationship to sour.
2. Why the partner has not lived up to expectations.
3. What the terms of dissolution should be.

Each company agrees on a position to bring forward to the partner. This position need not necessarily be a demand to maintain the joint venture or to dissolve it; rather it could be a contingency laying the conditions for maintaining the relationship, or demands for how it should be dissolved. Once each company has decided on its position, representatives from each Corning group (two to four representatives total) will meet with their counterparts from the Vitro groups.

Negotiation 2

Each company must decide, collectively, through negotiation, whether to remain within the joint venture or dissolve it. The representatives from each company have 60 minutes to reach some resolution. *They must consult with the remainder of their company throughout the negotiation to ensure support for the outcome.* The main issues for consideration include:

1. The logic and original rationale for the JV.
2. How that logic may still hold.
3. How the JV could be made to work better.
4. What caused the JV relationship to sour.

5. Why the partner has not lived up to expectations.
6. Whether the JV should be terminated and, if so, what the terms of dissolution should be.

Ultimately, issue 3 or 6 must be resolved. Any solution, whether to maintain the JV, dissolve it, or some hybrid approach, should be comprehensive and address these elements:

- *Financial structure:* Terms for financing existing or new ventures under the arrangement or payments for dissolution of the relationship.
- *Governance:* Board, management, or other top-level changes in ownership and leadership under the present or revised relationship.
- *Marketing:* Agreements about marketing, distribution, and sales relationships either under the current arrangement or in any new structure.
- *Competition/cooperation:* Changes in the way in which each company operates in the other's territories or markets.

Questions for Discussion after Conclusion of Simulation

1. Compare your solution to the joint venture's problems with the actual outcome. What is different or similar in the two approaches?

Table 1

Hofstede's Cultural Ratings for the United States and Key Latin Countries

--

	Power Distance	Uncertainty Avoidance	Individualism	Masculinity
United States	40	46	91	62
Mexico	81	82	38	69
Canada	39	48	80	52
Argentina	49	86	46	56
Brazil	69	76	38	49
Colombia	67	80	13	64
Peru	64	87	16	42
Venezuela	81	76	12	73
Spain	57	86	51	42
Portugal	63	104	27	31

Source: Geert Hofstede, *Culture's Consequences: International Differences in Work-Related Values* (Beverly Hills, CA: Sage, 1980).

- How would you characterize the Mexican and U.S. culture in terms of Hofstede's scheme (see [Table 1](#))? In what ways were the cultures similar and in what ways were they different?
- Compare Corning-Vitro's problems to those of some of the other international joint ventures described in this simulation. How were they similar, different, and more or less challenging?
- How have other companies in Mexico and Latin America addressed these cultural divisions in the recent past? How should they do so as they go forward with comprehensive regional Latin American strategies?

Source: © McGraw-Hill Irwin. This simulation was prepared by Jonathan Doh of Villanova University as the basis for class discussion. It is not intended to illustrate either effective or ineffective managerial capability or administrative responsibility.

ENDNOTES

- "Glassmakers' Complaints Aired in NAFTA Hearings," *LDC Debt Report/Latin American Market*, September 9, 1999, p. 10.
- Nancy A. Nichols, "From Complacency to Competitiveness: An Interview with Vitro's Ernesto Martens," *Harvard Business Review*,

September–October 1993, p. 162.

3. "Glassmakers' Complaints Aired in NAFTA Hearings," LDC Debt Report/Latin American Market, September 9, 1999, p. 10.
4. Ibid.
5. Anthony Depalma, "It Takes More than a Visa to Do Business in Mexico," *New York Times*, June 26, 1994, sec. 3, p. 5.
6. Ibid.
7. Leslie Crawford, "Anheuser's Cross-Border Marriage on the Rocks: Modelo Deal Is the Latest U.S.-Mexican Partnership to Be Soured by Disagreement," *Financial Times*, March 18, 1998, p. 46.
8. Anthony Depalma, "It Takes More than a Visa to Do Business in Mexico," *New York Times*, June 26, 1994, sec. 3, p. 5.
9. Ibid.
10. Ibid.
11. Ibid.
12. Ibid.
13. Ibid.
14. Ibid.
15. John Holusha, "Corning to Buy Northern Telecom Assets," *New York Times*, December 16, 1993, sec. D, p. 4.

achievement culture A culture in which people are accorded status based on how well they perform their functions.

achievement motivation theory A theory that holds that individuals can have a need to get ahead, to attain success, and to reach objectives.

act of state doctrine A jurisdictional principle of international law that holds that all acts of other governments are considered to be valid by U.S. courts, even if such acts are illegal or inappropriate under U.S. law.

adaptability screening The process of evaluating how well a family is likely to stand up to the stress of overseas life.

administrative coordination Strategic formulation and implementation in which the MNC makes strategic decisions based on the merits of the individual situation rather than using a predetermined economically or politically driven strategy.

alliance Any type of cooperative relationship among different firms.

ascriptive culture A culture in which status is attributed based on who or what a person is.

assessment center An evaluation tool used to identify individuals with the potential to be selected or promoted to higher-level positions.

authoritarian leadership The use of work-centered behavior designed to ensure task accomplishment.

balance-sheet approach An approach to developing an expatriate compensation package that ensures the expat is “made whole” and does not lose money by taking the assignment.

base of the pyramid strategy (BOP) Strategies to identify, target, adapt, and respond to needs among the lowest income consumer segments.

bicultural group A group in which two or more members represent each of two distinct cultures, such as four Mexicans and four Taiwanese who have formed a team to investigate the possibility of investing in a venture.

born-global firms Firms that engage in significant international activities shortly after being established.

cafeteria approach An approach to developing an expatriate compensation package that entails giving the individual a series of options and letting the person decide how to spend the available funds.

centralization A management system in which important decisions are made at the top.

chaebols Very large, family-held Korean conglomerates that have considerable political and economic power.

charismatic leaders Leaders who inspire and motivate employees through their charismatic traits and abilities.

chromatics The use of color to communicate messages.

chronemics The way in which time is used in a culture.

civil or code law Law that is derived from Roman law and is found in the non-Islamic and nonsocialist countries.

codetermination A legal system that requires workers and their managers to discuss major decisions.

collectivism The political philosophy that views the needs and goals of society as a whole as more important than individual desires ([Chapter 2](#)); the tendency of people to belong to groups, or collectives, and to look after each other in exchange for loyalty ([Chapter 4](#)).

common law Law that derives from English law and is the foundation of legislation in the United States, Canada, and England, among other nations.

communication The process of transferring meanings from sender to receiver.

communitarianism People regard themselves as part of a group.

Comprehensive and Progressive Agreement for Trans-Pacific Partnership (CPTPP) A trade agreement among 11 Pacific Rim countries, including Australia, Brunei, Canada, Chile, Japan, Malaysia, Mexico, New Zealand, Peru, Singapore, and Vietnam.

conglomerate investment A type of high-risk investment in which goods or services produced are not similar to those produced at home.

content theories Theories that explain work motivation in terms of what arouses, energizes, or initiates employee behavior.

context Information that surrounds a communication and helps convey the message.

controlling The process of evaluating results in relation to plans or objectives and deciding what action, if any, to take.

corporate governance The system by which business corporations are directed and controlled.

corporate social responsibility (CSR) The actions of a firm to benefit society beyond the requirements of the law and the direct interests of the

firm.

cultural assimilator A programmed learning technique designed to expose members of one culture to some of the basic concepts, attitudes, role perceptions, customs, and values of another culture.

culture Acquired knowledge that people use to interpret experience and generate social behavior. This knowledge forms values, creates attitudes, and influences behavior.

decentralization Pushing decision making down the line and getting the lower-level personnel involved.

decision making The process of choosing a course of action from among alternatives.

democracy A political system in which the government is controlled by the citizens either directly or through elections.

diffuse culture A culture in which public space and private space are similar in size and individuals guard their public space carefully because entry into public space affords entry into private space as well.

direct controls The use of face-to-face or personal meetings for the purpose of monitoring operations.

Page 598

distributive negotiations Bargaining that occurs when two parties with opposing goals compete over a set value.

doctrine of comity A jurisdictional principle of international law that holds that there must be mutual respect for the laws, institutions, and governments of other countries in the matter of jurisdiction over their own citizens.

downward communication The transmission of information from manager to subordinate.

economic imperative A worldwide strategy based on cost leadership, differentiation, and segmentation.

Eiffel Tower culture A culture that is characterized by strong emphasis on hierarchy and orientation to the task.

emotional culture A culture in which emotions are expressed openly and naturally.

empowerment The process of giving individuals and teams the resources, information, and authority they need to develop ideas and effectively implement them.

environmental scanning The process of providing management with accurate forecasts of trends related to external changes in geographic areas where the firm currently is doing business or is considering setting up operations.

equity theory A process theory that focuses on how motivation is affected by people's perception of how fairly they are being treated.

esteem needs Needs for power and status.

ethics The study of morality and standards of conduct.

ethnocentric MNC An MNC that stresses nationalism and often puts home-office people in charge of key international management positions.

ethnocentric predisposition A nationalistic philosophy of management whereby the values and interests of the parent company guide strategic decisions.

ethnocentrism The belief that one's own way of doing things is superior to that of others.

European Union (EU) A political and economic community consisting of 28 member states.

expatriates Managers who live and work outside their home country. They are citizens of the country where the multinational corporation is headquartered.

expectancy theory A process theory that postulates that motivation is influenced by a person's belief that (a) effort will lead to performance, (b) performance will lead to specific outcomes, and (c) the outcomes will be of value to the individual.

expropriation The seizure of businesses by a host country with little, if any, compensation to the owners.

extrinsic A type of determinant of motivation by which the external environment and result of the activity are of greater importance due to competition and compensation or incentive plans.

fair trade An organized social movement and market-based approach that aims to help producers in developing countries obtain better trading conditions and promote sustainability.

family culture A culture that is characterized by a strong emphasis on hierarchy and orientation to the person.

femininity A cultural characteristic in which the dominant values in society are caring for others and the quality of life.

Foreign Corrupt Practices Act (FCPA) An act that makes it illegal to influence foreign officials through personal payment or political contributions. It became U.S. law in 1977 because of concerns over bribes in the international business arena.

foreign direct investment (FDI) Investment in property, plant, or equipment in another country.

formalization The use of defined structures and systems in decision making, communicating, and controlling.

franchise A business arrangement under which one party (the franchisor) allows another (the franchisee) to operate an enterprise using its trademark, logo, product line, and methods of operation in return for a fee.

geocentric MNC An MNC that seeks to integrate diverse regions of the world through a global approach to decision making.

geocentric predisposition A philosophy of management whereby the company tries to integrate a global systems approach to decision making.

global area division A structure under which global operations are organized on a geographic rather than a product basis.

global functional division A structure that organizes worldwide operations primarily based on function and secondarily on product.

global integration The production and distribution of products and services of a homogeneous type and quality on a worldwide basis.

global product division A structural arrangement in which domestic divisions are given worldwide responsibility for product groups.

global strategy Integrated strategy based primarily on price competition.

globalization The process of social, political, economic, cultural, and technological integration among countries around the world.

globalization imperative A belief that one worldwide approach to doing business is the key to both efficiency and effectiveness.

GLOBE Global Leadership and Organizational Behavior Effectiveness: a multicountry study and evaluation of cultural attributes and leadership behaviors among more than 17,000 managers from 951 organizations in 62 countries.

goal-setting theory A process theory that focuses on how individuals go about setting goals and responding to them and the overall impact of this process on motivation.

groupthink Social conformity and pressures on individual members of a group to conform and reach consensus.

guanxi In Chinese, “good connections.”

guided missile culture A culture that is characterized by strong emphasis on equality in the workplace and orientation to the task.

haptics Communicating through the use of bodily contact.

home-country nationals Expatriate managers who are citizens of the country where the multinational corporation is headquartered.

homogeneous group A group in which members have similar backgrounds and generally perceive, interpret, and evaluate events in similar ways.

Page 599

honne A Japanese term that means “what one really wants to do.”

horizontal investment An MNC investment in foreign operations to produce the same goods or services as those produced at home.

horizontal specialization The assignment of jobs so that individuals are given a particular function to perform and tend to stay within the confines of this area.

host-country nationals Local managers who are hired by the MNC.

hygiene factors In the two-factor motivation theory, job-context variables such as salary, interpersonal relations, technical supervision, working conditions, and company policies and administration.

incubator culture A culture that is characterized by strong emphasis on equality and orientation to the person.

indigenization laws Laws that require nationals to hold a majority interest in an operation.

indirect controls The use of reports and other written forms of communication to control operations.

individualism The political philosophy that people should be free to pursue economic and political endeavors without constraint ([Chapter 2](#)); the tendency of people to look after themselves and their immediate family only ([Chapter 4](#)).

inpatriates Individuals from a host country or third-country nationals who are assigned to work in the home country.

integrative negotiations Bargaining that involves cooperation between two groups to integrate interests, create value, and invest in the agreement.

integrative techniques Techniques that help an overseas operation become a part of the host country's infrastructure.

international division structure A structural arrangement that handles all international operations out of a division created for this purpose.

international entrepreneurship A combination of innovative, proactive, and risk-seeking behavior that crosses national boundaries and is intended to create value for organizations.

international management The process of applying management concepts and techniques in a multinational environment and adapting management practices to different economic, political, and cultural environments.

international selection criteria Factors used to choose personnel for international assignments.

international strategy Mixed strategy combining low demand for integration and responsiveness.

intimate distance Distance between people that is used for very confidential communications.

intrinsic A type of determinant of motivation by which an individual experiences fulfillment through carrying out an activity and helping others.

Islamic law Law that is derived from interpretation of the Qur'an and the teachings of the Prophet Muhammad and is found in most Islamic countries.

job-content factors In work motivation, those factors internally controlled, such as responsibility, achievement, and the work itself.

job-context factors In work motivation, those factors controlled by the organization, such as conditions, hours, earnings, security, benefits, and promotions.

job design A job's content, the methods that are used on the job, and the way the job relates to other jobs in the organization.

joint venture (JV) An agreement under which two or more partners own or control a business.

kaizen A Japanese term that means "continuous improvement."

karoshi A Japanese term that means "overwork" or "job burnout."

keiretsu In Japan, an organizational arrangement in which a large, often vertically integrated group of companies cooperate and work closely with each other to provide goods and services to end users. Members may be bound together by cross-ownership, long-term business dealings, interlocking directorates, and social ties.

key success factor (KSF) A factor necessary for a firm to effectively compete in a market niche.

kinesics The study of communication through body movement and facial expression.

leadership The process of influencing people to direct their efforts toward the achievement of some particular goal or goals.

learning The acquisition of skills, knowledge, and abilities that result in a relatively permanent change in behavior.

license An agreement that allows one party to use an industrial property right in exchange for payment to the owning party.

localization An approach to developing an expatriate compensation package that involves paying the expat a salary comparable to that of local nationals.

lump-sum method An approach to developing an expatriate compensation package that involves giving the expat a predetermined amount of money and letting the individual make his or her own decisions regarding how to spend it.

macro political risk analysis Analysis that reviews major political decisions likely to affect all enterprises in the country.

management The process of completing activities efficiently and effectively with and through other people.

maquiladora A factory, the majority of which are located in Mexican border towns, that imports materials and equipment on a duty- and tariff-free basis for assembly or manufacturing and re-export.

masculinity A cultural characteristic in which the dominant values in society are success, money, and things.

merger/acquisition The cross-border purchase or exchange of equity involving two or more companies.

micro political risk analysis Analysis directed toward government policies and actions that influence selected sectors of the economy or specific foreign businesses in the country.

Ministry of International Trade and Industry (MITI) A Japanese government agency that identifies and ranks national commercial pursuits and guides the distribution of national resources to meet these goals.

mixed organizational structure A structure that is a combination of a global product, area, or functional arrangement.

Page 600

MNC A firm having operations in more than one country, international sales, and a nationality mix of managers and owners.

monochronic time schedule A time schedule in which things are done in a linear fashion.

motivation A psychological process through which unsatisfied wants or needs lead to drives that are aimed at goals or incentives.

motivators In the two-factor motivation theory, job-content factors such as achievement, recognition, responsibility, advancement, and the work itself.

multi-domestic strategy Differentiated strategy emphasizing local adaptation.

multicultural group A group in which there are individuals from three or more different ethnic backgrounds, such as three American, three German, three Uruguayan, and three Chinese managers who are looking into mining operations in South Africa.

national responsiveness The need to understand the different consumer tastes in segmented regional markets and respond to different national standards and regulations imposed by autonomous governments and agencies.

nationality principle A jurisdictional principle of international law that holds that every country has jurisdiction over its citizens no matter where they are located.

negotiation Bargaining with one or more parties for the purpose of arriving at a solution acceptable to all.

neutral culture A culture in which emotions are held in check.

nongovernmental organizations (NGOs) Private, not-for-profit organizations that seek to serve society's interests by focusing on social, political, and economic issues such as poverty, social justice, education, health, and the environment.

nonverbal communication The transfer of meaning through means such as body language and the use of physical space.

North American Free Trade Agreement (NAFTA) A free trade agreement among the United States, Canada, and Mexico that removed most barriers to trade and investment. It was renegotiated and replaced by the United States-Mexico-Canada Agreement (USMCA).

oculesics The area of communication that deals with conveying messages through the use of eye contact and gaze.

offshoring The process by which companies undertake some activities at offshore locations instead of in their countries of origin.

operational risks Government policies and procedures that directly constrain management and performance of local operations.

organizational culture Shared values and beliefs that enable members to understand their roles and the norms of the organization.

outsourcing The subcontracting, or contracting out, of activities to endogenous organizations that had previously been performed by the firm.

ownership-control risks Government policies or actions that inhibit ownership or control of local operations.

parochialism The tendency to view the world through one's own eyes and perspectives.

participative leadership The use of both work- or task-centered and people-centered approaches to leading subordinates.

particularism The belief that circumstances dictate how ideas and practices should be applied and that something cannot be done the same everywhere.

paternalistic leadership The use of work-centered behavior coupled with a protective employee-centered concern.

perception A person's view of reality.

personal distance In communicating, the physical distance used for talking with family and close friends.

physiological needs Basic physical needs for water, food, clothing, and shelter.

political imperative Strategic formulation and implementation utilizing strategies that are country-responsive and designed to protect local market niches.

political risk The unanticipated likelihood that a business's foreign investment will be constrained by a host government's policy.

polycentric MNC An MNC that places local nationals in key positions and allows these managers to appoint and develop their own people.

polycentric predisposition A philosophy of management whereby strategic decisions are tailored to suit the cultures of the countries where the MNC operates.

polychronic time schedule A time schedule in which people tend to do several things at the same time and place higher value on personal involvement than on getting things done on time.

positive organizational behavior (POB) The study and application of positively oriented human resource strengths and psychological capacities that can be measured, developed, and effectively managed for performance improvement in today's workplace.

positive organizational scholarship (POS) A method that focuses on positive outcomes, processes, and attributes of organizations and their members.

power distance The extent to which less powerful members of institutions and organizations accept that power is distributed unequally.

principle of sovereignty An international principle of law that holds that governments have the right to rule themselves as they see fit.

proactive political strategies Lobbying, campaign financing, advocacy, and other political interventions designed to shape and influence the political decisions prior to their impact on the firm.

process theories Theories that explain work motivation by how employee behavior is initiated, redirected, and halted.

profit The amount remaining after all expenses are deducted from total revenues.

protective and defensive techniques Techniques that discourage the host government from interfering in operations.

protective principle A jurisdictional principle of international law that holds that every country has jurisdiction over behavior that adversely affects its national security, even if the conduct occurred outside that country.

proxemics The study of the way people use physical space to convey messages.

Page 601

public distance In communicating, the distance used when calling across the room or giving a talk to a group.

quality control circle (QCC) A group of workers who meet on a regular basis to discuss ways of improving the quality of work.

quality imperative Strategic formulation and implementation utilizing strategies of total quality management to meet or exceed customers' expectations and continuously improve products or services.

regiocentric MNC An MNC that relies on local managers from a particular geographic region to handle operations in and around that area.

regiocentric predisposition A philosophy of management whereby the firm tries to blend its own interests with those of its subsidiaries on a regional basis.

regional system An approach to developing an expatriate compensation package that involves setting a compensation system for all expats who are assigned to a particular region and paying everyone in accord with that system.

repatriation The return to one's home country from an overseas management assignment.

repatriation agreements Agreements whereby the firm tells an individual how long he or she will be posted overseas and promises to give the individual, on return, a job that is mutually acceptable.

return on investment (ROI) Return measured by dividing profit by assets.

ringisei A Japanese term that means "decision making by consensus."

safety needs Desires for security, stability, and the absence of pain.

self-actualization needs Desires to reach one's full potential, to become everything one is capable of becoming as a human being.

simplification The process of exhibiting the same orientation toward different cultural groups.

social distance In communicating, the distance used to handle most business transactions.

social needs Desires to interact and affiliate with others and to feel wanted by others.

socialism A moderate form of collectivism in which there is government ownership of institutions but profit is not the ultimate goal.

socialist law Law that comes from the Marxist socialist system and continues to influence regulations in countries formerly associated with the Soviet Union as well as China.

sociotechnical designs Job designs that blend personnel and technology.

specialization An organizational characteristic that assigns individuals to specific, well-defined tasks.

specific culture A culture in which individuals have a large public space they readily share with others and a small private space they guard closely and share with only close friends and associates.

strategic management The process of determining an organization's basic mission and long-term objectives, then implementing a plan of action for attaining these goals.

strategy implementation The process of providing goods and services in accord with a plan of action.

sustainability Development that meets humanity's needs without harming future generations.

tatemae A Japanese term that means "doing the right thing" according to the norm.

territoriality principle A jurisdictional principle of international law that holds that every nation has the right of jurisdiction within its legal territory.

terrorism The use of force or violence against others to promote political or social views.

Theory X manager A manager who believes that people are basically lazy and that coercion and threats of punishment often are necessary to get them to work.

Theory Y manager A manager who believes that under the right conditions, people not only will work hard but also will seek increased responsibility and challenge.

Theory Z manager A manager who believes that workers seek opportunities to participate in management and are motivated by teamwork and responsibility sharing.

third-country nationals (TCNs) Managers who are citizens of countries other than the country in which the MNC is headquartered or the one in which the managers are assigned to work by the MNC.

token group A group in which all members but one have the same background, such as a group of Japanese retailers and a British attorney.

total quality management (TQM) An organizational strategy and the accompanying techniques that result in the delivery of high-quality products or services to customers.

totalitarianism A political system in which there is only one representative party, which exhibits control over every facet of political and human life.

training The process of altering employee behavior and attitudes in a way that increases the probability of goal attainment.

transactional leaders Individuals who exchange rewards for effort and performance and work on a “something for something” basis.

transfer risks Government policies that limit the transfer of capital, payments, production, people, and technology in and out of the country.

transformational leaders Leaders who are visionary agents with a sense of mission and who are capable of motivating their followers to accept new goals and new ways of doing things.

transition strategies Strategies used to help smooth the adjustment from an overseas to a stateside assignment.

transnational network structure A multinational structural arrangement that combines elements of function, product, and geographic designs while relying on a network arrangement to link worldwide subsidiaries.

transnational strategy Integrated strategy emphasizing both global integration and local responsiveness.

two-factor theory of motivation A theory that identifies two sets of factors that influence job satisfaction: hygiene factors and motivators.

uncertainty avoidance The extent to which people feel threatened by ambiguous situations and have created beliefs and institutions that try to avoid these.

Page 602

United States-Mexico-Canada Agreement (USMCA) A free trade agreement among the United States, Canada, and Mexico, signed in 2018, to replace the North American Free Trade Agreement (NAFTA). It has continued to eliminate most barriers to trade and investment.

universalism The belief that ideas and practices can be applied everywhere in the world without modification.

upward communication The transfer of meaning from subordinate to superior.

validity The quality of being effective, of producing the desired results. A valid test or selection technique measures what it is intended to measure.

values Basic convictions that people have regarding what is right and wrong, good and bad, and important and unimportant.

variety amplification The creation of uncertainty and the analysis of many alternatives regarding future action.

variety reduction The limiting of uncertainty and the focusing of action on a limited number of alternatives.

vertical investment The production of raw materials or intermediate goods that are to be processed into final products.

vertical specialization The assignment of work to groups or departments where individuals are collectively responsible for performance.

wholly owned subsidiary An overseas operation that is totally owned and controlled by an MNC.

work centrality The importance of work in an individual's life relative to other areas of interest.

World Trade Organization (WTO) The global organization of countries that oversees rules and regulations for international trade and investment.

Note: Page numbers followed by “n” indicate material in source notes and footnotes.

A

Aafaqi, R., 471n32
Abboud, Leila, 364n
AbbVie Inc., 115
Abe, Shinzô, 57
Abegglen, J. C., 443n40
ABInBev, 125–126, 126n16, 147
Abkowitz, Alyssa, 567n81, 567n84
ABP Food Group, 557
Abrahams, Michael N., 187, 187n33
Abueva, Jobert E., 529n85
Accenture, 6, 301, 509
Access to Medicine Foundation, 120
Acer Inc., 410
Ackerman, Matt, 160n27
Adidas, 102, 109, 111
Adler, Nancy J., 154n1, 182, 193, 193n, 196n48, 198, 198n, 235n, 468n22, 529n86
Advanced Military Maintenance Repair and Overhaul Center LLC (AMMROC), 340
Advent International, 279

AECOM Economics, 271
AES, 30
Affleck, Ben, 106
AFL-CIO Union, 109
African Outreach Project, 106
Agarwal, Nityesh, 512n37
AGEPE Editorial Group, 578
Agon, Jean-Paul, 77
Aguayuda, 107
Aguirre, Fernando, 574, 578, 579
Ahmad, Z. A., 471n32
Ahmed, Runman, 244n22
Aioanei, Ingrid, 470n26
Airbnb, 322, 323
Airbus, 31, 355
Airtel, 5
Akerblom, Staffan, 487n
Alade, Benjamin, 389n31
al-Assad, Bashar, 46
Alba, Davey, 565n54
Alberts, Hana R., 271n41
Albright, Kendra S., 297n59
Alcatel-Lucent, 183
Alcatel SA, 182
Aldana, Raquel, 56n35
Aldaz-Carroll, Enrique, 28n81
Alderman, Liz, 25n80
Aldi, 278

Alexander the Great, 8

Alibaba Group, 44, 279, 287, 380–381, 410, 455, 561, 562

Alkhafaji, Abbass F., 344n64, 431n13

Al-Kurdi, Aylan, 48

All-China Federation of Trade Unions (ACFTU), 274

Allen, Mark, 508n24

Allergan, 115

AlliedSignal, 534

Allinson, Christopher W., 534n107

Ally Bank, 66

Al-Meer, A., 216n44

Almeida, James G., 311n106

Alpeyev, Pavel, 211n27

Alphabet Inc., 410–411

Al Qaeda, 361

Al Shabaab, 153

Al-Shammari, Eid S., 452n79

Alstom, 360

Alter, Alexandra, 409n38

Alton, Liz, 66n69

Alton Towers, 262

Aluise, Susan, 414n16

[Amazon.com](https://www.amazon.com), 44, 65, 279, 280, 312, 380–381, 401, 407, 496

Amed, Imran, 104n8

América Móvil SAB de CV, 6t

American Civil Liberties Union, 102

American Express, 10, 67

Amnesty International, 88, 409

Analoui, Farhad, 440n31
Anderson, Jamie, 311n102
Anderson, Philip W., 196n45, 208n19, 477, 477n46
Ando, Ritsuko, 298n67
Andrews, Edmund L., 93n81, 196n46
Anfuso, Dawn, 539n
Ang, Swee Hoon, 454n88
Anne, Colleen, 24n73
Ansari, M. A., 471n32
Aoki Corporation, 259
AOL, 407
Aozora Bank, 167
Apple Inc., 5, 21, 30, 67, 82, 83, 154–156, 172, 290, 292, 496, 562
Aredy, James T., 254n50, 269n19, 270n23
Aristotle, 49, 80n31
Arnold, Tom, 368n44
Arpan, Jeffrey, 393n49
Arregle, Jean-Luc, 327n33
Arthur, Winfred, Jr., 514n45
As, D., 447n56
Asakawa, Kazuhiro, 345n68
ASDA Group PLC, 278
ASDA Stores Limited, 275
Ashkanasy, Neal, 489n82
Ashok, R., 243, 244
Askew, Katy, 88n59
Assiut Cement Company, 368
Association of American Publishers (AAP), 409

Association of Chartered Certified Accountants, 579
AstraZeneca PLC, 181
Atamer, Tugrul, 302n78
Athanassiou, Nicholas, 222n55
Athos, Anthony G., 211n26
Atiyeh, Clifford, 86n
AT&T, 301, 373
AUC, 578
Audi, 263, 389
Audia, Giuseppe, 487n
Ausick, Paul, 372n71
Authors Guild, 409
Autio, Erkko, 311n106
Autokonzern, 28
Avolio, Bruce J., 484n70, 492n95, 492n97, 492n99, 493n
AvtoVAZ, 156
Awata, Fusahao, 259
Axtell, C. M., 471n33
Axtell, Roger E., 127n26, 219n50, 511n
Aycan, Z., 470n29
Ayre, James, 65n62
Ayub, Tahir, 542

B

Bacardi, 215
BackRub, 407
Badal, E., 251n18
Badawy, M. K., 481n

Bae, Seung-Hyun, 162nn37–39, 343n60, 453n83
Baer, Justin, 59n
Baglole, Joel, 288n18
Baidu.com, 408–409
Bai Fu Qin Ltd., 250, 252
Bailey, Brandon, 168n56
Bainimarama, Frank, 4
Bajaj, Vikas, 419n65
Bakacsi, Gyula, 487n
Baker, Aryn, 244n25
Baker, James C., 520n61
Baker, Sinead, 66n64
Bakowski, Piotr, 54n
Balachandar, G., 9n34
Balfour, Frederick, 270n36, 373n72
Ball, Donald, 49n19, 50n22
Ballmer, Steve, 325
Banana Link, 575
Banco Walmart, 277
Bangguo, Wu, 407
Banjo, Shelly, 29n86, 83n46
Bank of Communications Ltd., 277
Bank of East Asia, 270
Banque Indosuez, 262
Baojun, 340
Barbaro, Michael, 186n
Barboza, David, 83n44, 270n27
Barczak, Gloria, 480n

Barista, 418
Barkema, Harry G., 325n18, 371n62
Barnes, Brooks, 270n27
Barnett, Carole K., 480n
Barreda, David M., 155n8
Barrera, Adriana, 352n78
Barrett, Alan M., 536n113
Barria, Carlos, 565n51
Barsoux, Jean-Louis, 171n71, 456n98
Barstow, David, 277n16
Bartlett, Christopher A., 293n48, 294n
Bartol, Kathryn M., 521n66
BASF AG, 64
Bass, Bernard M., 483nn67–68, 484n, 484n70
Bassiouni, Cherif M., 85n51
B.A.T. Industries PLC, 301
Bates, Karen, 104n6
Battelle, John, 407n6
Baudet, Stephane, 265
Bawden, Tom, 278n36
Bayer AG, 64, 296
Baynes, Chris, 63n51
Bazerman, Max H., 223n
Beamer, Linda, 222n56
Beamish, Paul W., 331n, 366n
Beattie, Alan, 11n36
Bechtold, David J., 489n78–
Bechtolsheim, Andy, 407

Beck, Ernest, 277n32
Beechler, Schon, 165n49, 534n103, 535n109, 535n110
Behring, Kenneth E., 246n52
Beijing Automotive Industry Holding, 408, 561
Beitle, Marcy, 159n26
Bekker, Hank, 389n34
Belhoste, Nathalie, 416n28, 416n31
Bellman, Eric, 244n19, 330n40
Bello, Walden, 29n92
Ben and Jerry's, 579
Ben-Baruch, Dorit, 451n73
Bender, Ruth, 308n100
Bendixen, Mike, 196n49
Bendova, Helena, 487n
Bengali, Shashank, 279n59
Bennett, Winston, Jr., 514n45
Bentham, Jeremy, 80
Berkshire-Hathaway, 111, 112
Berlinger, Joshua, 361n37
Berntell, Anders, 247
Berry, Heather, 213n34
Berthod, Marc, 261
Best Price Modern Wholesale, 279
Beswick, David, 430n12
Bevel, Dewayne, 270n33
Bezos, Jeff, 496
Bhagat, Rabi S., 441n33
Bharat Integrated Social Welfare Agency (BISWA), 246

Bharti Group, 279
Bhatt, Bhal, 215n43
Bhattacharjee, Ashok, 69n83
Bhattacharya, Ananya, 513n41
Bhattacharya, Sindhu, 418n56
Bhawuk, D. P. S., 489n78
Bhuiyan, Shahid N., 452n79
Bhuiyan, Johana, 180n9, 563n
Bhushan, Ratna, 244n23, 292n39
Bill and Melinda Gates Foundation, 120, 121, 378
Billou, Niels, 311n102
Bilton, Nick, 155n16
Bird, Allan, 534n103, 535n110
Bird, Jon, 287n4
Biro, Meghan M., 164n42
Bischoff, S. J., 445n51
Bjorhus, Ms., 246
Bjork, Christopher, 383n17
Bjorkman, Ingmar, 540n118
Black, J. Stewart, 521n64, 530n88
BlackBerry Limited, 389
Blackwell, Charles W., 219, 219n51
Blake, Robert S., 472n
Blanford, Nicholas, 47n2
Blino, Mark C., 531n94
Blogger, 408
Blondet, Sylvie, 260
Bloomberg, 29n88, 286

Bloomberg BNA, 508
Blustein, Paul, 10n35
Blystone, Dan, 563n37
BMW, 24, 304, 389, 455
Bodega, 274, 276
Bodega, Domenico, 487n
Bodur, Muzaffer, 489n84
Boeing, 31, 100, 387
Boje, D. M., 454n92
Bolt, James F., 159n
Bompreco, 279
Bonache, Jaime, 521n65
Bond, Michael, 132n37
Bondarenko, Peter, 413n8
Bonesteel, Matt, 378n82
Bonvillian, Gary, 127n25
Boomer, L. Gary, 466n17
Borak, Masha, 561n21, 568n89
Borger, Julian, 354n2
Borstorff, Patricia C., 517n55
Borza, Anca, 327n33
Bosa, Deirdre, 564n47
Boston, William, 396n56
Boston College, 112
Boston Consulting Group, 279
Boudette, Neal, 475n39
Boudreau, John, 168n56
Bounteous Company Ltd., 277

Bourguignon, Philippe, 257
Bourke, Juliet, 179n3
Boussois-Souchon-Neuvesel (BSN), 250
Boutot, Pierre-Henri, 560n10
Bowman, Robert J., 369n51
Boyle, Matthew, 278n41, 429n6
BP (British Petroleum Company Plc), 5t, 51
Brady, Diane, 244n17, 245n34, 245n37
Brady, Shirley, 4n12
Brake, Terence, 207n
Brandt, William K., 221n52
Branson, Richard, 455, 496
Bray, Chad, 125n11
Bremner, Brian, 243n17, 244n26
Breslin, Richard W., 536n112
Brett, Jeanne M., 187n35, 226n69
Brewster, Chris, 521n65
Breyer, Stephen G., 102
Brigante, Ricky, 269n14
Brimm, Michael I., 480n
Brin, Sergey, 407–408
Briscoe, Dennis R., 526n73
British American Tobacco Plc, 5t British Petroleum Company PLC (BP), 5t,
51, 494
Broad-Based Black Economic Empowerment (B-BBEE), 33
Broadcom Limited, 6t
Brodbeck, Felix C., 485n73, 487n, 489n76
Brookfield Global Relocation Services, 519, 528–529, 543

Brooks, 111
Bros, Warner, 258
Brown, Lisa, 125n13
Brown, William S., 452n
Brownback, Sam, 120
Bruce, Bill, 250n6
Brunner Mond, 182
Bruno, Luca, 287n12
Brunwasser, Matthew, 47n5, 47n7
Brush, Silla, 59
Buckley, Peter J., 370n57
Buckley, Thomas, 126n18
Budhwar, Pawan S., 532n, 532n99
Budweiser, 125, 126
Buerkle, Tom, 278n38
Buffett, Warren, 112
Buhr, Sarah, 566n73
Bunyaratavej, Kraiwinee, 67n78
Burkitt, Laurie, 29n86, 29n87, 279n57
Burt, Ronald S., 168n60
Burt, Steve, 553nn10–11, 554n12, 554n16
Burzynska, Katarzyna, 168n60
Busch, 125
Bush, Jason, 51n24
Business Roundtable, 102
Butare, Albert, 310
Butcher, Asa, 270n31
Butler, Sarah, 278n36

Byham, William C., 209n20

Byrne, Andrew, 47n6

C

C&A, 83, 113

Café Coffee Day, 418, 422

Cahill, Thomas, 8n

Cai, Dorothy, 560n10

Caixiong, Zheng, 370n54

Calderón, Felipe, 24, 91

Calfas, Jennifer, 507n20

California State Supreme Court, 102

Caligiuri, Paula M., 515n50, 535n111

Calori, Roland, 302n78

Cambridge Analytica, 2, 3

Cameron, David, 25, 48

Cameron, Kim S., 491n92

Camp, Garrett, 562

Campbell, Elise, 224n62

Campbell, Mikey, 83n43

Cantrell, Susan, 507n22

Capell, Kerry, 295n54

Capital One 360, 66

Cappelli, Peter, 482n61

Carasso, Isaac, 250

CARE, 88

Care Canada, 48

Carew, Rick, 566n76, 567n78, 567n84

Cargill, 88
Carl, Dale, 489n86
Carlton, 125
Carlton, Jim, 397n
Carow, K., 325n19
Carr, Nicholas, 206n17
Carr, Teresa, 116n9
Carrefour, 278, 279
Carrera, Barbara, 257
Carson, Biz, 563n46, 566n70
Carter, Chris, 217n47
Carter, Shan, 155n15
Cascio, Wayner F., 371n64, 371n68
Casert, Raf, 410n47
Casson, Mark, 370n57
Castle, 125
Caterpillar, 5
Cattaneo, Julian, 215n43
Caudron, Shari, 164n44
Cavusgil, S. Tamar, 312n109
Cecco, Leyland, 363n
Cemex, 5
Cemex SAB, 368
Cendrowski, Scott, 62n45
Center for Science and Environment (CSE), 243, 244, 245
Centers for Disease Control and Prevention (CDC), 119–120
Central American Retail Holding Company (CARHCO), 278
Central Ground Water Authority (CGWA), 245

Ceridian HCM Inc., 224
Chaison, Gary, 109n9, 110n14, 110n17
Chakravarthy, Balaji S., 157n
Champion, Mark, 550n127
Chan, Kelvin, 410n47
Chan, Peng S., 324n17
Chandler, Clay, 277n26
Chandran, Nyshka, 413n4
Chandrasekaran, Rajiv, 320n118
Chaney, Lillian H., 228n, 450n70
Chang, Jin, 300n71
Chang, Leslie, 508n25
Chao, Loretta, 247n54, 409n34
Chapman, Ben, 92n78
Chapman, Tony, 521n67, 522n
Charity: Water, 106–107
Charles, Prince of Wales, 85
Chaudhuri, Saabira, 126n19
Chen, Chao C., 133n43
Chen, Eva, 167
Chen, George, 268n5, 271n39
Chen, Kathy, 356n15
Chen, Laurie, 85n49
Chen, Ming-Jer, 169n63
Chen, Peal, 560n11
Chen, Xiao-Ping, 133n43
Cheng, Andria, 422n100, 422n102
Cheng, Kris, 268n6, 271n37

Chepkemoi, Joyce, 414n13
Chernotsky, Harry I., 302n77
Cherry, Kendra, 218n, 328
Chevron Corporation, 5t
Child, John, 53n32, 340n50
Chin, Denny, 409
China COSCO Shipping Corp Ltd, 6t
China Europe International Business School, 167
China Huiyuan Group, 251
China National Offshore Oil, 6t
China Resources Enterprise, 277
China Telecom, 288
Chiquita Brands International Inc., 88, 574–577, 575n, 576n5, 578–579,
580n
Chirac, Jacques, 260
Chiselli, Edwin Ernest, 434n23
Chitakasem, Parita, 270
Choudhury, Saheli Roy, 279n58
Chouinard, Yvon, 76–77
Chran, Ram, 480n
Christensen, Clayton, 307n92
Christmann, Petra, 89n62
Christophe, Stephen, 345n71
Christou, Dennis, 579
Chrysler, 125, 147
Church, Allan H., 541n120
Ciaccia, Chris, 410n50, 561n13
Cianci, Rebecca, 434n

Ciferri, Luca, 156n21
Cifra, 276, 301
Cincinnati Enquirer, 575
Cinderella, 260
Cisco Systems, 298, 407, 509, 542
Citibank, 288
Citigroup, 81, 91
CK Hutchison Holdings Limited, 6t
Claessens, Stijn, 92n74
Clark, Andrew, 278n40
Clark, Don, 298n66
Clark, Grant, 28n84
Clark, Liat, 410n48
Claus, Lisbeth, 526n73
Clemens, Jason, 198n52
Cliff Bar, 106
Clifford, Stephanie, 277n17
Clinch, Matt, 29n85
Clinton, Hillary, 409
Closer Marketing Group, 104
Coakley, Lori A., 160, 160n28
Coalition for Environmentally Responsible Economies (CERES), 579
Coca-Cola, 5, 13, 159, 243–247, 245f, 251, 291, 330, 331, 373, 397, 416,
508, 510, 534, 539
Cohen, Eli, 534, 534n105
Cohen, Luc, 30n95
Cohen, Roger, 263n
Cohen, Tova, 266n1

Colao, J. J., 104n10, 104n12
Cole, Wayne, 266n1
Colley, John, 563n44, 565n58, 566n62
Collins, Jamie, 92n76, 306n87, 371n67
Colton, Debra, 328n
Columbia University, 112
Columbus, Christopher, 8, 517
Colvard, James E., 466n12
Comcast, 325
Communist Polish United Workers Party, 28
Compaq, 290
Condon, Stephanie, 387n27
Confédération Française Démocratique du Travail (CFDT), 264
Confédération Générale du Travail (CGT), 262, 264
Conger, Jay A., 483n65
Conlin, Michelle, 169n64, 451n76
Connley, Courtney, 68n80
Connor, Stephanie, 57n39
Conservation International, 88
Constine, John, 3m3–4
Contractor, Farok J., 370n58
Contractor, J., 324n16
Cook, Captain, 517
Cook, James, 298n63
Cook, R. Christopher, 57n39
Cook, Tim, 21, 496
Cooper, C., 492n94
Cooper, Cary L., 515n, 515n48

Coopers Lybrand, 542
Cora, James B., 260
Corona, 125
Costa Coffee, 287
Cott Beverages, 244
Couto, Vinay, 513n, 513n43
Coy, Peter, 507n21
C.P. Pokphand Company, 276
Crabtree, James, 566n75
Crampton, Thomas, 268n3
Credit Suisse, 81, 91
Cresson, Edith, 260
Cripps, Karla, 269n15
Crookell, Harold, 331n, 366n
Crotty, Ann, 126n20
Crouch, Erik, 566n68
Custer, Charles, 561n17
Cutrale-Safra, 580

D

Dacia, 156
Dacin, M. Tina, 327n33
Daewoo, 182
Dahan, Nicolas M., 307, 308, 309n
Dai, Yibo, 565n50
Daimler, 9, 125, 304, 328
Dalton, Matthew, 339n48
Damac Properties Company, 368

D'Amour, Rosemary, 47n3
Danette, 250
Daniels, John D., 393n49
Danisco, 124–125
Dannon Milk Products, Inc., 250
Danone Asia Pte Ltd., 253
Danone Biscuits, 251
Danone Group, 250–255, 308
Danonino, 250
Danske Bank, 91
Dastmalchian, Ali, 144n53, 144n58, 148n, 489n77, 490n88
Dauch, Richard, 399n62
Davenport, Cheryl, 106n31
David, Ruth, 413n3, 413n5
Davies, James, 307n
da Vinci, Leonardo, 263
Davis, Bob, 92n75
Davis, Don, 381n11
Davis, Herbert J., 440, 441n
Decker, Susan, 410n44
Defotis, Dimitra, 308n99
Degelmann, Thor, 264
Delios, Andrew, 370n60
Dell Computer, 65, 83
Deller, J., 470n29
Deloitte, 180, 429, 512
Delta Motor Corporation, 68
DeMeuse, Kenneth P., 449n69

D'Emilio, Frances, 287n12
Deng Xiaoping, 167
Denmark, Florence L., 489n80
Deutsche Bank, 10, 65, 81, 91, 383
Devichand, Mukul, 48n15
Devonshire-Ellis, Chris, 417n39
Diamond, Mike, 466n15
DiChristopher, Tom, 32n99
Dichtl, Erwin, 366n
Dickies, 281
Dickinson, Steven M., 252n, 252n28, 253nn29–30, 255, 255n56
Dick's Sporting Goods, 112
DiDi, 560–562, 565–569, 567n
Dienst, Jonathan, 356n17
Dillon, Linda S., 209n21
Dillon, W. Tracy, 214n38
DiMasi, Joseph A., 116n10
Dinur, Adva, 340n49
Dish Network, 61
Disney, 496
Disney, Roy, Jr., 258
Disney, Roy, Sr., 258
Disney, Walt, 263
Disney-MGM Studios, 261
Disney's Grand Floridian Beach Resort, 259
Disney's Yacht Club and Beach Resort, 259
Disney World, 259, 263
Distribución y Servicio (D&S), 279

Dixon, George, 209n20
Dizik, Alina, 542n
Djarova, Julia G., 371n65
Dludla, Nqobile, 280n69
Dodd, Nancy G., 452n78
Doh, Jonathan P., 7n30, 12n, 15n, 67n78, 81, 88n, 89n61, 92n76, 134n, 136,
137n, 146n, 147n, 166, 207n, 224n61, 225, 225n67, 247n, 306n86,
306n87, 306n89, 307, 307n, 308n97, 309n, 368n43, 368n47, 369n48,
369n53, 370n61, 371nn66–67, 490n, 494n103, 504n4, 505n6, 506
Dollinger, Matthew, 414n17
Donaldson, Thomas, 79n28, 87n54
Dorfman, Peter W., 144n, 144n53, 144n56, 144n58, 145n59, 146n61, 148n,
167n50, 470n31, 489n76, 489n77, 490n88, 491n91
Dou, Eva, 298n66, 566n67
Doulton, Melanie, 179, 179n5
Drivers Ed Direct, 104
Druckman, Daniel, 226n68
Dudley Sports, 111
Duke University, 120
Dunfee, Thomas W., 87n54
Dunkin, 417, 422
Dunn, Collin, 578n8
DuPont, 124–125, 126, 147
Duska, Ron, 85n50
Dutton, Jane E., 491n92

E

Eandi, Susan, 526n74

Earley, P. Christopher, 147n65, 192n, 447, 447n57, 447n58
Eastern Congo Initiative, 106
ECA International, 508
Eddie, Rachel, 109n3
Edelman, 494
Eden, Dov, 447n61
Eden, Lorraine, 92n76, 306, 371n67
Edvardsson, Bo, 551n1, 553n8, 554n13, 557n29
Edwards, Cliff, 510n33
E! Entertainment Television, 104
Egan, Matt, 289n29
Egelhoff, William G., 394n52
Egri, Carolyn P., 479n54
Eilam, G., 492, 492n96
Einhorn, Bruce, 369n
Eisenstein, Paul A., 389n35
Eisner, Michael, 257, 258, 259, 260, 263
Elashmawi, Farid, 128n
Elg, Ulf, 553nn10–11, 554n12, 554n16
Elkins, Kathleen, 127n
ELN, 578
Embreaer, 5, 31
Emirates Defence Industries Company, 340
Emirates Group, 320
Emrich, Cynthia G., 489n80
Encarnation, Dennis J., 416n29
Engardio, Pete, 10n
Engel, Dean W., 540n117

Engels, Friedrich, 50
England, George W., 130n28
Enquist, Bo, 551n1, 553n8, 554n13, 557n29
Enright, Michael J., 307n94
Envick, Brooke R., 443n42
Environmental Protection Agency, 90
EPCOT Center, 259
Erdogan, Recep Tayyip, 75
Erdogan, Tayyip, 364
Erez, M., 447, 447n55, 447n58
Ericsson, 293, 329
Ernst & Young, 557
Eshghi, Golpira, 400n64
Essilor, 339
EssilorLuxottica, 339
Ethos Water, 414
Euro Disneyland (Disneyland Paris), 257–266
Euromonitor International, 269, 270
Euronext Paris, 250
European Central Bank (ECB), 25, 59
European Commission, 25, 58–59
Evans, Brian, 372n69
Everland, 271
Evian, 250
Evolution Fresh, 414
Ewing, Jack, 507n21
ExxonMobil Corporation, 5, 5t, 51, 102, 373, 390, 510
EZ Laundry, 104

F

Facebook, 2, 3, 4, 6, 46, 47, 66, 153, 206, 360, 432
Fadil, Paul A., 445n50, 446n
Fahey, Mark, 14n57
Fairholm, Matthew, 467n19
Fair Labor Association (FLA), 83, 111, 112
Fair Trade USA, 90
Faison, Seth, 356n14
Fan, Joseph P. H., 92n74
Fannin, Rebecca, 408n18, 408n21
FARC, 578
Farh, Crystal I. C., 521n66
Fattah, Zainab, 368n45
Federal Bureau of Investigation (FBI), 277
Feldman, Daniel C., 531n94
Feng, Rebecca, 565n60, 566n72
Ferenstein, Gregory, 107n37
Fernandes, Tony, 369
Fernández, Clara Rodríguez, 65n59
Fernholz, Tim, 513n42
Ferris, Robert, 328n35
Fiedler, Fred E., 540n119
Fiegerman, Seth, 280n73
Field, Hubert S., 517n55
Fifield, Anna, 291
Filmhouse Cinemas, 203
Findlings, Deborah, 565n57, 566n69, 566n71
Fingas, Roger, 329n39

Fisher, Caroline, 181n17
Fisher, Roger, 230, 230n76, 231n77, 232
Fitch, 58
Fitch, Laura, 111n23
FitzGibbon, Blair, 89n60
Fitzpatrick, Robert, 257, 260, 264–265
Flanagan, Jack, 414n26
Flickr, 4
Flipkart, 44, 279, 280
Fludder, Steven M., 91
Flynn, D. M., 131n29
Flynn, Kerry, 66n68
Food and Agriculture Organization, 247
Food and Drug Administration (FDA), 119
Food and Drug Administration Amendments Act (FDAAA), 120
Ford, Royal, 294n50
Ford Motor Company, 5, 9, 28, 75, 289, 329, 373, 387, 388
Ford Otosan, 75
Forster, Nick, 508n26
Forum on China-Africa Cooperation (FOCAC), 291
Foster, 125
Foster, Dean, 222
Fox, Vicente, 24
Foxconn, 82–83
Fox Reality, 104
Frakt, Andrew, 118n32
France Cable et Radio, 306
Francesco, Anne Marie, 209n

France Telecom, 306
Francis, June, 225n66
Frankena, W., 80n32
Franklin, Joshua, 301n75
Fredricksen, Clark, 381n14
Freedman, Jennifer M., 288n22
Freidhem, Cyrus, 574
French, Howard K., 452n
French, Howard W., 451n74, 529n86
French, J. P., 447n56
Frenkel, Stephen, 431, 431n15, 538n, 538n116
Frese, Michael, 487n
Freund, Shlomo, 560n2, 563n36
Friedman, Brian, 517n53
Friedman, Thomas, 7n28, 62n47
Friesen, Garth, 355n9
Fruit of the Loom, 111, 112
Fujikawa, Megumi, 431n16
Fujita, Junko, 406n72
Fuller, Thomas, 29n89
Furukawa, Yuki, 211n27
Fyffes, 580

G

Gabelli and Co., 270
Gabot-Eremco, 265, 266
GAC Fiat Automobiles Co., Ltd., 328
Gaddafi, Muammar, 53

Gaffney, Alexander, 120n42
Gagliardi, Natalie, 387n27
Gallagher, Dan, 155n9
Gallagher, Henry, 373n73
Gallagher, Ryan, 410n40
Galloni, Alessandra, 50n20
Galperin, Eva, 47n4
Gambrel, Patrick A., 434n
Ganguli, Amulya, 245
Gannon, Martin J., 223n, 511n
Gap Inc., 30, 83, 109, 113, 281
Gardner, William L., 492n97, 492n99, 493n
Garvin, David A., 396nn58–59
Gazprom, 177, 328, 362
Geely, 300, 328
GE Hitachi Nuclear Energy, 91
GE Jenbacher, 91
Gelfand, Michele J., 489n78
Genentech, 64
General Electric (GE), 5t, 10, 27, 30, 91, 289, 373, 387, 471, 534
General Electric Medical Systems Group (GEMS), 539
General Foods, 449
General Motors (GM), 254, 289, 328, 332, 341, 372, 417, 453
Gentleman, Amelia, 245n40
Gerds, Johannes, 385n20
Geringer, Michael, 50n22
Gervais-Danone, 250
Ghemawat, Pankaj, 307n94

Ghiselli, Edwin E., 434, 434n22, 475nn40–41, 477n45, 477n48, 481n60, 482n64

Ghosh, Sumitro, 421

Ghoshal, Sumantra, 293n48, 294n

Ghosn, Carlos, 167

Gibson, Cristina, 178, 178n1, 180

Gibson, Jane Whitney, 219, 219n51

Gilbert, Jacqueline A., 197n50

Gilead Sciences, 64

Giles, William F., 517n55

Gillette, 510

Gilley, K. Matthew, 517n54

Gladstone, Rick, 32n100

Gleason, Kimberly C., 312n12

Gleeson, Maureen, 408n15

Global Water Challenge, 245

Globe Telecom, 66

Gmail, 408

Goeker, Tuygan, 465

Goel, Vindu, 85n53

Gogoi, Pallavi, 277n27

Gold, Barry Allen, 209n

Gold, Stanley, 258

Goldman Sachs, 14–15, 14nn55–56, 16, 81

Goncalves, Pedro, 523n71

Gong, Yaping, 471n35

Goni, Uki, 32n98, 100n87

Goode, Lauren, 154n2

Goodell, Roger, 352
Goodman, Leslie, 269
Goodman, Peter S., 51n29
Google, 5, 6, 81, 153, 293, 357, 360, 363, 364, 407–411, 562, 565
Gopalan, Krishna, 243n1
Gopalan, Suresh, 171n73
Gordon, Sandi L., 106n36
Goss, Alannah, 271
Gouvea, Raul, 171n74
Govindarajan, Vijay, 275n10
Grabowski, Henry, 120
Grabowski, Henry G., 116n10
Graham, Dave, 24n74
Graham, John L., 57n38, 205n8, 230nn73–74, 233n, 233n79, 234n, 235n
Grameen Danone Foods Ltd., 308
Grant, Elaine Appleton, 506n16
Grant Thornton, 53
Grasset, Jeremy, 416n28, 416n31
Green, Dennis, 381n9
Green, Diana J., 214n36
Greenbaum, Charlotte, 13n46, 14n50
Greenberg, Julia, 204n2, 205nn5–6
Greenhouse, Linda, 102nn3–4
Greenhouse, Steven, 83n47, 109n6, 111n24, 111n29, 112n32, 112n34,
112n41, 113n42, 281nn77–78, 328n
Greenleaf, Robert, 495, 495n107
Greenleaf Center, 495
Greenspan, Alan, 61

Greenwald, Richard A., 109n8, 110n13
Greenwood, J. Michael, 454, 454n93, 527n77
Greeshma, M., 157n23
Gregory, Ann, 367n
Griffith, Sarah, 207n
Grodén, Claire, 414n14
Groh, Kenneth, 508n24
Grolsch, 125
Groznaya, Elena, 505, 505n5
Grubel, James, 266n1
Grundberg, Sven, 551n3
Grupo Carso, 306
Grupo Nutresa, 372
Guangzhou Automobile Group (GAC), 328, 408
Guangzhou Suikai Power Company, 370
Guardiola, Vincent, 262
Guay, Terrence R., 89n61
Guervil, Antoine, 263
Guest, Peter, 203n61
Guevarra, Ericka Cruz, 101n1
Guice, Stephen, 214n35
Guilbert, Kieran, 109n1
Guillén, Mauro F., 213n34
Gulati, Nikhil, 244n22
Gundlach, Michael, 49n18
Guo Quan, 407
Gupta, Anil K., 275n10
Gupta, Vipin, 489n82, 489n86

Gustafson, Krystina, 279n55
Gustavsson, Peter, 302n78
Gustin, Sam, 389n37
Guthrie, Amy, 277n23
Gutner, Toddi, 210n23
Guzman, Doris De, 64n56

H

H. J. Heinz, 384
Hachman, Mark, 337n45
Hagan, Shelly, 28n84
Hahn, Eugene E., 67n78
Haid, Michael, 504n4, 505n6
Haier, 5, 288, 322
Haig, J. H., 347n72
Haire, Mason, 434, 434n22, 434n23, 475nn40–41, 477n45, 477n48, 481n60, 482n64
Hajali, Hesham, 361n38
Hakuhodo Institute, 260
Hall, Allan, 278n36
Hall, E. T., 206n18
Hall, Kenji, 510n33
Hallett, Tony, 10n
Halliburton, 355
Hambrick, Donald C., 480n
Hamilton, Isobel Asher, 360n31
Hammer, Mitchell R., 531n92

Hampden-Turner, Charles, 129n, 129n27, 130n, 160n29, 163, 191n, 210, 226, 227n71, 294, 392, 392n, 392nn47–48, 487, 487n74, 488n

Hanada, Mitsuyo, 343n61, 345n66, 476n42

Hanges, Paul, 144n53, 144n56, 144n58, 145n59, 146n61, 148n, 489n76, 489n77, 490n88

Hanges, Paul J., 491n91

Hangzhou Canning Food Factory, 251

Hangzhou Wahaha Food Group Co. Ltd., 250, 252

Hangzhou Wahaha Group Co., Ltd., 251–252, 253, 254

Hannon, David, 171n75

Hannon, Elliot, 417n44

Hansegard, Jens, 551n3, 557n32

Hanson, Lord, 214, 454

Hao, Lo Win, 127

Harbrecht, Douglas, 346n

Hardawar, Devindra, 155n14

Harpaz, Itzhak, 451n73

Harrington, E., 471n33

Harris, Philip Robert, 128n, 169n62, 170n69, 172n78, 216n, 539n

Harris, Stanley G., 517n55

Harris, Taylor Tiamoyo, 67n76

Harris Moure PLC, 255

Harrison, David A., 517n54

Harrison, Virginia, 25n77

Hart, Stuart L., 307n94, 307nn92–93

Hart, William, 531n92

Hartman, Laura P., 109n7, 110n16, 110n19

Hartmans, Avery, 3n2, 566n77

Hartog, Dean Den, 489n85
Hartog, Deanne Den, 489n80
Harvard, 310
Harvard University, 112
Harvey, Michael G., 511, 511n35, 514n46
Harzing, Anne-Wil, 296n58, 343n59
Hawkins, Andrew J., 364n
Hawksworth, John, 14n60
Hay, Michael, 554n13
Hayes, John, 534n107
He, Laura, 479n53
Head Start, 102
Hedrick-Wong, Yuwa, 16n64
Heineken, 158
Helft, Miguel, 155n15
Heller, Jean E., 520n62
Heming, David, 453n81
Hempel, Jessi, 323n8, 323n11, 323n14, 542n
Henkoff, Ronald, 397n
Hennessey, 158
Herbert, Theodore T., 440n32, 441n
Heritage Foundation, 51, 51n28, 352n75
Herman Miller, 387
Hermes, 109
Hernández, Javier C., 241n85
Heron, R., 325n19
Herszenhorn, David M., 56n37
Herzberg, Frederick, 438–440, 441n, 442

Hewlett-Packard (HP), 83
Hickins, Michael, 531n97
Higgins, L. H., 445n51
Hildebrandt, H. W., 213, 213n32
Hill, Charles W. L., 8n, 63n48, 296n56
Hill, Raymond, 215n43
Hillman, Amy, 369nn49–50
Hilton, 323
Hinchliffe, Emma, 560n12
Hindustan Coca-Cola Beverages Pvt Ltd (HCBPL), 244, 246
Hines, George H., 439n27
Hirsch, Georges, 340n
Hitachi, 295, 406
Hitachi Kokusai Electric Inc., 406
Hitt, Michael A., 312n107, 327n33, 369n49
H&M, 83, 109, 113
HNA Group Co Ltd, 6t
Hoai, Nguyen, 463n103
Hocking, J., 360n35
Hodge, Sheida, 159n, 216n, 223n
Hodgetts, Richard M., 159n, 164n45, 216n, 219, 219n51, 220n, 292n40,
292n41, 387n25, 388n, 433n21, 448n63, 466n10, 471n, 483, 539n
Hoecklin, Lisa Adent, 143n52, 158n25, 180n14, 182, 182n24, 183n, 184n,
185n31
Hoffman, Max, 75n88
Hofheimer, Bill, 352n79
Hofheinz, Paul, 396n56
Hofmann, Mark A., 369n52

Hofstede, Geert H., 132, 132n33, 132n40, 132nn36–37, 133, 133n, 134, 134n, 134n44, 135, 135n, 136, 136nn47–48, 137n, 138, 138n, 139n, 140, 140n, 141, 144, 146, 146n, 147, 147n, 147n64, 164, 182, 435, 435n, 435n25, 436n, 437, 443, 444n, 444n47, 448n

Holden, Ronald, 414n20

Page 610

Holland, John, 112

Hollande, François, 48

Hollinger, Dick, 258

Holman, D. J., 471n33

Holstein, William, 183n27, 183n29

Holtbrugge, Dirk, 371n63

Holusha, John, 399n, 399n61, 511n

Home Depot, 279

Honda Motor Co., 24, 82–83, 289, 292, 298, 372

Hong Kong Disneyland, 268, 269, 271

Hong Kong Peregrine Investment, 253

Hon Hai Precision Industries, 6t

Hook, Leslie, 560n3, 565, 566

Hoon, Lee, 271

Hopewell, Barry, 289n30

Hopkins, Jared S., 115n1, 115n7

Horie, Masatsugu, 211n27

Horn, Michael, 86

Horovitz, Jacques H., 393, 394n50

Horvath, Lisa, 480n

Horwitz, Josh, 455n, 567n82, 568n92

Hosie, Rachel, 287n15

Hou, P., 454n89

Hourelid, Katharine, 153n71
House, Robert J., 144n, 144n53, 144n58, 144nn55–56, 145nn59–60, 146n61,
148n, 489n75, 489n77, 490n88, 491n90
Howard, Steve, 554
Howell, Jon P., 491n91
Hoxha, Enver, 28
HSBC, 87, 215, 382
Hsu, Tiffany, 557n28
HTC, 155
Huang, Christine T. W., 325n22
Huang, Xu, 471n35
Huawei Technologies Co. Ltd., 5, 298, 362, 363
Hubbard, Ann, 50n21
Hubbard, Kelsey, 104n4
Hubbard, R. Glenn, 22n67
Hughes, Matthew O., 454n87
Hughes, Robert, 186n32
Huiyuan, 254
Hulbert, James M., 221n52
Hulme, Caroline, 466n13
Hume, David, 49
Hunt, James G., 470n27
Hussein, Saddam, 358
Hwa-seok, Oh, 182n22
Hyundai, 9, 29



IBM, 85, 86, 132, 290, 293, 302, 341, 387, 416, 509, 510, 512, 534

Idemitsu Oil Development Company, 373
Iger, Robert, 496
IKEA, 51, 92, 169, 463, 551–558
IMJ, 301
Immelt, Jeffrey R., 91
Inditex, 83, 113
Infosys, 5
Ing-wen, Tsai, 215
Inkpen, Andrew C., 340n49, 370n59
Inman, Phillip, 357n20
Inspur Group, 298
Instagram, 3, 4, 206
Institute of Public and Environmental Affairs, 247
Intel, 87
Interfaith Center on Corporate Responsibility (ICCR), 109
Internal Revenue Service (IRS), 277
International Association of Amusement Parks and Attractions, 271
International Labour Organization, 82
International Monetary Fund (IMF), 7, 25, 26, 31, 32, 34n, 100
International Telecommunications Union, 67
International Telephone and Telegraph (ITT), 392
International Union of Foodworkers, 578–579
Intuit Inc., 300
Inzerilli, Giorgio, 210n24
Ip, Greg, 13n45, 13n47, 14n49
Iqbal, Mansoor, 3n6
Ireland, Duane R., 312n107
Irvine Co., 258

Isaac, Mike, 564nn48–49
Isaza, Marcela, 107n45
Isdell, E. Neville, 246
Israel, J., 447n56
Italie, Leanne, 107n45
Ito-Yokado, 276
Iturrieta, Felipe, 13n44
Iun, Joyce, 471n35
Ivancevich, John M., 197n50, 520n61
Iwawaki, S., 443n39
Iyengar, Rishi, 241n87

J

Jaguar, 300, 329, 418
Jaguar Land Rover, 5
Janssens, Maddy, 187n35
Jargon, Julie, 384n18
Javidan, Mansour, 144n, 144n53, 144n58, 144nn55–56, 145n59, 145n60,
146n61, 148n, 167n50, 489n75, 489n77, 489n81, 489n83, 489n86,
490n87, 490n88, 494n102
Jayaprakash, Pakshalika, 385n20
JCPenney, 279
J.D. Power and Associates, 292
Jefri, Omar A., 452n79
Jennings, Ralph, 61n41
Jerzees, 111
Jeuchter, W. Mathew, 181n17
Jie, Ma, 389n33

Jie, Yang, 67n77
Jinja Investments Pte Ltd., 253
Jinping, Xi, 131, 291
Jintao, Hu, 407
Jobs, Steve, 155
Johana, Bhuiyan, 561n
John, King of England, 8
John, Sujit, 85n52
Johns, Jaclyn, 247
Johnson, Bobbie, 409n32
Johnson, Carolyn Y., 115n6
Johnson, James Patrick, 171n72
Johnson & Johnson, 542
Jolly, David, 183n28, 183n30
Jones, Bodil, 533n101
Jones, Tara, 387n29
Jones Day, 57
Josefson, Mark, 278
Josephs, Leslie, 3n8, 4nn9–10
Joynt, Pat, 126n22, 486n, 522n
JPMorgan Chase, 81
Juergen, Michelle, 107n47

K

Kabasakal, Hayat, 489n84
Kagame, Paul, 4
Kaicheng, Yu, 479n54
Kaiman, Jonathan, 153n73

Kajimoto, Tetsushi, 82n38
Kakabadse, Andrew, 453, 453n82, 480n
Kakuyama, T., 447, 447n62
Kalanick, Travis, 180, 562, 564
Kale, Prashant, 182n21, 182n23
Kam, Andrew, 269
Kamath, Vinay, 419n76
Kamprad, Ingvar, 551–553, 555, 558
Kaneda, Toshiko, 13n46, 14n50
Kanolka, Rucha, 417n40
Kansara, Vikram Alexei, 104n8
Kant, Immanuel, 79n29
Kanungo, Rabindra N., 442nn34–35, 470
Karam, Zeina, 47n9
Karaman, Bahar, 289n26
Kashyap, Karan, 418n53
Kasky, Marc, 101, 101n2, 102
Kasparov, Garry, 27n, 31n
Kass, John, 215n42
Kate, Daniel Ten, 389n33
Katersky, Aaron, 356n18
Katz, Benjamin D., 100n89
Katzenberg, Jeffrey, 258
Kaur, Raman Preet, 420n85, 421n93
Kaushik, Preetam, 420n78
Kazeem, Yomi, 280n68
Keane, Sean, 363n
Kedia, Ben L., 531n95

Keim, Gerald, 369n50
Keith, Kent, 495
Kelion, Leo, 156n17
Kelleher, Kevin, 115n2
Kennedy, Simon, 13n41
Kenny, Enda, 48
Kent, Thomas W., 466n16
Kenter, Michael E., 289n32
Kentucky Fried Chicken (KFC), 260
Kepler Securities, 278
Kerr, Stephen, 454n85
Kets, Manfred F. R., 468n24
Keurig Dr Pepper, 322
KFC, 215, 330
Khalifa, Sheikh, 320
Khanna, Tarun, 307n94
Khashoggi, Jamal, 81
Khlifa, Sheikh, 320
Khosrowshahi, Dara, 180
Kikuchi, Tomomi, 6n20
Killing, J. Peter, 331n, 366n
Kim, Ken I., 445n52
Kim, N., 454n89
King, Neil, 360n28
Kingdom Holding Company, 33
Kingfisher PLC, 278
Kirka, Danica, 81n36
Kirkman, Bradley L., 178, 178n1, 180

Klein, Ezra, 410n46
Klein, Roland, 125
Kleiner, Brian H., 325n22
Kleiner Perkins Caufield & Buyers, 407
Knight, Ben, 25n76
Knight, Gary A., 312n109
Knight, Phil, 101
Kobayashi-Hillary, Mark, 81
Koepp, Stephen, 259n
Koetsier, John, 414n23
Kogan, Aleksander, 2
Koglmayr, Hans-Georg, 366n
Kohn, Marek, 213n33, 222n53
Kohls, L. Robert, 217n
Kolodzieski, Edward J., 278
Kondo, Yasumasa, 401n65
Kondrasuk, Jack N., 360n34, 361n36
Korosec, Kirsten, 561n20
Kossek, Ellen Ernst, 531n93
Kotabe, M., 290n34
Kottasova, Ivana, 287n11, 360n29
Kovach, Carol, 197
KPMG, 504, 578
Kraft Foods, 251, 384
Kraft Heinz Company, 384
Kreder, Martin, 395n54
Krempel, 355
Krishna, B. Sai, 78n18

Krishna, Sonali, 418n62, 419n74
Krishna, V. Hari, 327n32
Krishna Kumar, R. K., 413, 419
Krishnan, Herna A., 387n26
Kronenbourg, 250
Krudewagen, Ute, 526n74
Krüger, Harald, 455n
Krus, David J., 443n45
KT Corporation, 66
Kucera, Danielle, 381n7
Kuivalainen, Olli, 312n111
Kulish, Nicholas, 557n30
Kullman, Ellen, 125n2, 125n10
Kumar, Praveen, 420n83
Kumar, Rajesh, 243n4
Kunnanatt, James Thomas, 481n59
Kuo, Lily, 81n37, 357n20
Kuratko, Donald F., 220n, 324
Kuter, Natascha, 560n9
Kuznets, Simon, 83
Kwalwasser, James, 452n
Kwok, Vivian Wai-yin, 251n21

L

Lague, David, 274n3
Lai, George Ming-Hong, 222n54
Lam, Joanna, 287n7
Lam, N. Mark, 205n8

Lambert, Fred, 382n16
Landler, Mark, 186n, 274n2, 277n33, 278n35, 278n37, 358n25
Land Rover, 300, 329, 418
Lang, Vic, 419n73
Lashinsky, Adam, 155n5
La Strada International, 410
Latham, Gary P., 447n54
Latta, Geoffrey W., 525n
Lau, Justine, 407n4, 409n28
Laubacher, Robert J., 341n57
Laurent, Andre, 182
Law, Kenneth S., 528n80, 530n89, 532n100, 537n115
Lawler, Edward E., III, 447n60
Lawrence, Peter, 171n71
Lazo, Luz, 565n52
LeCraw, Donald J., 331n, 366n
Lee, Jamie, 288n25
Lee, Jean, 167n55, 194n44
Lee, Sang M., 131n31, 292n41, 387n25, 474n37, 476n44
Lee, Thomas, 562n33
Lee, Tosca M., 474n37
Lehrer, Mark, 345n68
Lei, David, 326n29
Leke, Acha, 34n108
Lenartowicz, T., 171n72
Lenin, Vladimir Ilyich, 50
Lenovo, 5, 87, 288, 387, 410, 496
Leon, Julio, 439n28

Leswing, Kif, 550n128
Leung, Kwong, 144n57, 471
Levine, David I., 453n80
Levine-Weinberg, Adam, 204n1
Levi Strauss & Co., 85, 88, 159
Levitas, Edward, 327n33
Lewin, Arie Y., 513n, 513n43
Lewis, Richard D., 169n65, 216n, 223n, 511n
LG Electronics, 5
LG Group, 29
Li, Hao, 241n84
Li, Jitao, 480n
Li, Robin, 408
Liao, Rita, 562n23
Liberty Asia, 410
Lidl, 278
Liedtke, Micheal, 204n4
Liesman, Steve, 204n3
Li & Fung, 5, 290, 330, 331
Liker, Jeffrey K., 343n58, 397n, 397n60, 398n
Limpaphayom, Wanthanee, 445n50, 446n
Lin, Liza, 205n9, 323n9, 323n11
Lincoln, James R., 343n61, 345n66, 476n42
Linder, Keith, 575
LinkedIn, 4
Lipschutz, Neal, 357n19
Liptak, Adam, 409n38
Littell, Ben, 136, 137n

Liu, Aili, 471n35
Liubing, Chen, 291
Llaneza, Ana Valdes, 326n30
Locke, Edwin A., 447n54
Lockheed Corporation, 93
Lockheed Martin, 340
Lohr, Steve, 512n39
Lombaerde, Geert de, 575n2
Loose, Cathy, 521n69
Loosemore, Martin, 361n39
Lopez, Raymond H., 268n1, 269n16
López Obrador, Andrés Manuel, 24
Lorange, Peter, 370n58
Lord, Michael D., 224n58
L'Oréal, 76, 77, 78
Loreto y Pena Pobre, 301
Louis Vuitton, 109
Love, Dylan, 154n4
Love, Julia, 566n74, 568n94, 569n95
Lowe, K. B., 454n89
Lu, Shen, 566n66
Lu, Yuan, 540n118
Lubatkin, Michael H., 432n17
Lubin, Gus, 406n71
Lubove, Rebecca E., 452n
Lucent Technologies Inc., 182–183
Luciana (Roche Diagnostics employee), 465
Ludt, Billy, 554n21

Luft, Alex, 340n52
Luk, Dora M., 517n54
Lula da Silva, Luis Inácio, 31
Lululemon, 109
Lund, Susan, 34n108
Lunden, Ingrid, 380n3, 560n4
Luo, Yudong, 306n88
Luque, Mary Sully De, 489n83, 491n90
Luscombe, Belinda, 496n111
Luthans, Fred, 127n24, 162n32, 162nn33–34, 162nn37–39, 164n45, 165n,
181n16, 292n41, 343n60, 387n25, 432n18, 442n36, 443n38, 443n42, 446,
446n53, 448n63, 452n78, 453n83, 455, 456n96, 492n95, 492n97,
534n104, 539n, 541n120, 541n121
Luthans, Kyle W., 165n
Luxottica, 339
Lynn, R., 443n39
Lytle, Anne L., 226n69

M

Ma, Jack, 455
Maak, Thomas, 542n
Macarov, D., 440n29
MacDonald, Alistair, 359n27
Macfarlane, Alec, 328n36
Machungwa, Peter D., 440n, 440n30
Mackenzie, James, 266n1
MacLachlan, Matthew, 428n1
MacMillan, Douglas, 364n

Macri, Mauricio, 100
Macron, Emmanuel, 4
Maddox, Robert C., 531n96
Madrazo, Alejandro, 352n76
Magadi Soda, 182
Magalhaes, Luciana, 279n49
Magretta, Joan, 291n35, 331n41
Maia, Cesar, 368
Main, Douglas, 63n50
Mair, Johanna, 290n33
Majumdar, Shyamal, 504, 504n3
Makino, Shige, 370n60
Makovsky, Alan, 75n88
Malaysia Airlines, 369
Malhotra, Aditi, 364n
Malone, Thomas W., 341n57
Maloney, Jennifer, 330n40
Maloy, T. K., 496n109
Malviya, Sagar, 421n89
Manangi, Suhas, 563n45
Mandela, Nelson, 33
Manik, Ulfikar Ali, 281n76
Mao Tse-Tung, 52
Mara Group, 302
Marangi, Christopher, 270
Mares, Alicia, 279n50
Marquard, Michael J., 480n
Marquardt, Michael J., 540n117

Marquez, Jessica, 542n
Marr, Bernard, 561n19, 568n91
Marriott, 323, 557
Marriott International, 3–4, 66
Marroushi, Nadine, 368n46
Marshall, R. Scott, 168n59
Marsnik, Paul A., 165n
Martin, Eric, 16n62
Martin, Jeanette S., 228n, 450n70
Martinez, Michael, 300n70
Martinez, S., 470n31
Marvin, Ginny, 408n16
Marx, Karl, 50
Maslow, A. H., 433n19
Mass Drug Administration (MDA), 119
Massmart, 275, 280
Mathur, Chandni, 420n84
Matsui, T., 447, 447n62
Mattel Inc., 262
Mattis, James, 320
Matviuk, Sergio, 470n28
Maw, Liz, 542
Maw, Scott, 422
May, Douglas R., 492n97
May, Theresa, 25–26, 49
Mayer, Louis B., 257
Mayes, Joe, 325n20
Mayfield, Melinda, 489n82

Mazda, 24
Mazda Motor Corp., 289
Maze, Jonathan, 422n101, 422n103
McBride, Kerry, 343n61, 345n66
McCain, John, 167
McCarthy, Daniel J., 50n23, 328n, 468, 468n23, 469n
McCaul, Harriette S., 452n78
McClaine, S. R., 454n92
McClelland, David C., 442, 442n37, 443n43, 444, 444n46
McCormick, Iain, 521n67, 522n
McCubbins, Tipton F., 93n79
McCue, Andy, 10n
McDonald's, 30, 260, 296, 330, 414, 437
McDonough, Edward, 449n68
McDonough, Edward F., III, 480n
McDougall, Patricia P., 311nn103–104
McGrane, Victoria, 59n
McGreal, Chris, 409n32
McGregor, Douglas, 467
McKiernan, Peter, 217n47
McKinnon, John, 360n28
McKinsey & Company, 34, 464
McLaughlin, Andrew, 408, 408n20
McNamee, Mark, 51n26
McNeilly, Kevin, 169n66
McTaggart, Jennifer, 274n1
McWilliams, Abigail, 87n55
Mead, Richard, 161n31, 433n20

Meindl, James R., 133n43
Mejia, Norma, 111
Melewar, T. C., 251n18
Melhus, Ole Christian, 100
Melin, Leif, 302n78
Mellow, Craig, 328n
Melton, James, 381n5
Mendenhall, Mark, 521n64
Mendonca, M., 470n29
Menzies, Gavin, 8n
Mercedes-Benz, 215, 389
Meredith, Sam, 32n96, 32n99
Metropolitan Life Insurance, 259
Mezher, Michael, 120n42
MGM Studios, 271
Miassaoedov, Serguel, 169n66
Mickey Mouse, 259, 261, 262
Mickle, Tripp, 21n, 155n10
Microsoft, 5, 61, 102, 296, 325, 512
Middlemiss, Jim, 390n46
Migrant Offshore Aid Station, 48
Mildenberg, David, 65n60
Milesko, Jessica, 159n26
Mill, J. S., 80n34
Mill, John Stuart, 80
Miller, 125
Miller, Edwin, 215n43
Miller, Greg, 63n49

Miller, Karen Lowry, 192n, 452n, 476n43
Miller, Matthew, 288n21
Miller, Ron, 257–258
Miller, Ronald W., 257
Milliman, J., 454n89
Millman, Joel, 301n74
Millward, Steven, 381n12
Milner, Mark, 329n37
Ming, Guo, 508
Ming, Wang, 288n19
Mini Cooper, 298
Ministry of Health and Long-Term Care, 118
Minus, Paul M., 85n51
Miriri, Duncan, 153n71
Misra, Tanvi, 563n40
Misumi, Iyujii, 472n36
Misumi, Jyujii, 473n, 474n
MIT, 310
Mitchell, Kenneth L., 214n38
Mitchell, Terence, 540n119
Mitra, Moninak, 419n75
Mitra, Sounak, 421n94
Mitsui & Company, 452
Mnouchkine, Ariane, 261
Modi, Narendra, 44, 421
Moe, Jeffery, 120
Mohn, Tanya, 222n57
Moire, Jennifer, 47n12

Molin, Anna, 556n25, 557n31
Molla, Rani, 561n, 563n
Money, R. Bruce, 217n48, 328n
Monica, Paul R. La, 384n19
Monsanto, 296n55
Moody's Corporation, 58
Moore, Booth, 105n19
Moore, Darrel, 78n27
Moran, Robert T., 169n62, 170n69, 172n78, 216n, 539n
Morgan Stanley, 88
Morsi, Mohamed, 53
Mosk, Mathew, 281n75
Motorola, 154, 210, 293
Motorola Mobility, 293, 410
Motsoeneng, Tiisetso, 280n65
Mourdoukoutas, Panos, 422n98
Mouton, Jane S., 472n
Movember, 106
Moxon, R. W., 312n113
Moye, Jay, 246n47
Mozur, Paul, 21n, 410n42
Mpkaru, Kene, 203
Mubadala Development, 340
Mubarak, Hosni, 368
Mueller, Karen Price, 51n25
Mueller, Stephen L., 160n30
Muhammed, Abdullahi, 341n56
Mukherji, Ananda, 531n95

Mulally, Alan, 387
Mulkeen, Declan, 508n23
Mullen, Jethro, 52n30
Murray, E. J., 443n44
Murray, J. Y., 290n34
Murray, Sarah, 179n4
Murse, Tom, 64n55
Mutzabaugh, Ben, 327n31
Mycoskie, Blake, 104–106, 104n1, 104n13, 105n16
Mycoskie Media, 104
Myers, Andrew, 453, 453n82, 480n

N

Nabisco, 250
Nader, Ralph, 102
Nagaraj, Anuradha, 82n41
Nagayasu, Katsunori, 57n40
Nair, Priyanka, 420n86
Nakamoto, Satoshi, 61
Nam, S. H., 455n95
Namer, Larry, 104
Napier, Nancy K., 509n30, 514, 514n47, 525, 525n72, 530n90
Narayandas, Das, 304n84
Narin, Sunita, 244
Nason, S., 454n89
Nassauer, Sarah, 277n18–19, 279n49, 279n54
Nath, Raghu, 386n23
National Aeronautics and Space Administration (NASA), 189

National Basketball Association (NBA), 112
National Bureau of Economic Research (NBER), 450
National Football League (NFL), 352
National Health Service (NHS), 117
National Institute for Health and Care Excellence (NICE), 117
Naumov, Alexander I., 50n23, 468, 468n23, 469n
Naylor, Craig, 167
Ndiaye, Momar, 432n17
Ndungu, Peter, 153n72
Neale, Margaret A., 223n
Nee, Yen Lee, 288n24
Neff, Robert, 346n
Negandhi, Anant R., 132n38
Neglected Tropical Disease (NTD), 119, 120
Neild, Barry, 390n44
Nelson, 429
Nelson, Jess, 66n67
Nelson, Reed E., 171n73
Nestlé, 251, 308
Netflix, 10, 204–206, 206n15, 235, 297
Neubauer, Fred, 185, 185n
Nevis, Edwin C., 434n24
Newbury, William, 326n28
New York University (NYU), 112, 113
Nextel Mexico, 301
Nguyen, Trien, 373n74
Nicas, Jack, 21n
Nicklaus, David, 449n64

Nielsen, Christine, 533n102
Nieto, Enrique Pena, 24, 352
Nigh, Douglas, 222n55
Nihon Mikon Company, 300
Nike Inc., 88, 101-102, 109, 111
Nike School Innovation Fund, 102
Nikishenkov, Oleg, 556n24
Nintendo, 292
Nippon Sheet Glass, 167
Nippon Telegraph & Telephone (NTT), 66, 452
Nisen, Max, 406n70
Nishii, Lisa H., 489n78
Nissan, 24, 156, 292, 382
Nohria, Nitin, 164n46
Nokia, 183, 293, 325, 329, 341, 345
Nonaka, Ikujiro, 478n51
Nooyi, Indra, 244–245
Nordblom, Charlie, 288n17
Norwegian, 355
Norwegian Air, 100
Norwegian Medicines Agency (NMA), 117
Novartis AG, 121
Novicevic, Milorad M., 511n36, 514n46
Nowlin, William A., 127n25
Numeroff, Rita A., 187, 187n33
Nussbaum, Bruce, 329n38
Nutricia, 250

O

Obama, Michelle, 102
O'Brien, Sara Ashley, 364n, 568n93
Obulutsa, George, 16n63, 34n107
Ocean Park, 271
O'Connor, Sandra Day, 102
Oddou, Gary, 521n64
Odebrecht, 31, 92
O'Dell, J., 410n43
Odell, Patricia, 428n2, 429n4
Oetzel, Jennifer, 307, 308n97, 309n
O'Grady, Mary Anastasia, 301n73
Ohnsman, Alan, 328n34
Olson, Jon, 476n42
Olson, Parmy, 155n6, 156n18
O'Neil, Shannon K., 352n77
O'Neill, Jim, 14
Onglatco, M. L., 447, 447n62
Ono, Yumiko, 131n30, 537n114
OnSyria, 47
OPEC (Organization of Petroleum Exporting Countries), 32
Opel, 68
Oracle, 5
ORC Worldwide, 526
Orendorff, Aaron, 381n13
Organization for Economic Cooperation and Development (OECD), 93
Organization of American States (OAS), 93
Organization of Petroleum Exporting Countries (OPEC), 32

Oriental Land Company, 259, 260
Oster, Shai, 247n54
Ostle, Dorothee, 125n8
Oswald, Ron, 578
OTC Enterprise Corp., 271
Ouchi, William G., 468, 470n25, 478, 478n
Oviatt, Benjamin M., 311nn103–104
Oxfam, 48, 88
Oystein, Moen, 312n108
Ozcan, Sinan, 386n24
Ozeki, Cynthia, 531n93

P

Page, Jeremy, 131n32
Page, Larry, 407–408, 408n14
Page, Lawrence, 407n7
Paik, Yongsun, 527n79, 528n
Palantir Technologies, 410
Palma-Rivas, Nilda, 192n42
Palmer, Kate, 512n40
Palmquist, Rod, 112
Panagariya, Arvind, 243n14
Panasonic, 192, 211, 295
Pangea3, 10
Pantzalis, Christos, 302n79
Paraguassu, Lisandra, 378n81
Paramount Pictures, 258, 271
Parasie, Nicolas, 355n7

Paris, Lori D., 491n91
Park, Daewoo, 387n26
Park, Hun-Joon, 445n52
Park, Mi Young, 214n38
Parmar, Tekendra, 562n35
Parraga, Marianna, 352n78
Parsons, Talcott, 141, 141n51
Pascale, Richard Tanner, 211n26
Pasricha, Anjana, 420n79
Passariello, Christina, 308n101
Pasteur Institute, 250
Patagonia, 76–77, 78
Patel, Sujan, 494n104
Patented Medicine Prices Review Board, 118
Patierno, Kaitlyn, 13n46, 14n50
Patil, Shalaka, 357n24
Patra, Kevin, 352n79
Patwa, Prasannata, 243n9
Pauls, Karen, 33n103
Payne, Jason, 410
Pearce, John A., II, 368n47
Pegolotti, Francisco Balducci, 8
Pelisson, Anaele, 381n9
Pellegrini, Ekin K., 470n30
Pence, Mike, 410
Penenberg, Adam L., 107n46
Peng, Mike W., 306n88
Pepitone, Julianne, 409n37

PepsiCo, 180, 215, 244–245, 534
Perez, Sarah, 280n72
Perlmutter, Howard V., 157n
Peroni, 125
Per Pharmaceutical Research and Manufacturers of America (PhRMA), 117
Peterson, Mark F., 132n39
Peterson, Richard B., 509n30, 514, 514n47, 525, 525n72, 530n90
Peterson, Suzanne J., 131n31
Petrobras, 31, 378
Petronas - Petroliaam Nasional Bhd, 6t
Pfeiffer, Ray, Jr., 345n71
Pfizer Inc., 115, 116, 118
Phadnis, Shilpa, 6n25, 85n52
Pham, Sherisse, 560n7
Phatak, Arvind V., 335n44, 395n55, 509n31
Philip Morris Cos., 301
Philippine Long Distance Telephone Company (PLDT), 66
Philips, 295, 338–339
Phillips, Tom, 215n40
Phippen, J. Weston, 355n5
Picchi, Aimee, 115n3
Pierce, David, 154n2
Pinocchio, 263
Pinterest, 4
Pirelli, 228
Pirnie, Andrew, 454n87
Pitts, Robert A., 326n29
Plato, 50

Platt, Gordon, 279n48
Pless, Nicola M., 542n
Pogue, Ronald D., 260
Pointer, Thomas A., 365n42, 366n
Polaris Project, 410
Politis, John, 479n55
Pollock, Andrew, 115n8, 115nn4–5, 116n11
Polo, Marco, 517
Pomeroy, Ann, 507n19
Popp, G. E., 440n32
Popp, Gary E., 441n
Porges, Seth, 542n
Porsche, 158
Porter, Lyman W., 434, 434n22, 434n23, 447n60, 475nn40–41, 477n45,
477n48, 481n60, 482n64
Potenza, Alyson, 159n26
Potter, Harry, 271
Powell, Mike, 311n
Power Holding Company of Nigeria, 62
Prada, 109
Prahalad, C. K., 307n91, 307n93
Prasad, S. Benjamin, 132n38
Prayut Chan-o-cha, 29
Pressly, Linda, 92n77
Price, Rob, 3n2, 360n33
Price Waterhouse, 542
PricewaterhouseCoopers (PwC), 15, 16, 18n, 253, 542
Primark, 83, 113

Prince, Brian, 167
Procter & Gamble (P&G), 5, 6, 88, 254, 301, 574
Prodigy, 310
Project Play, 102
Prud'homme van Reine, Peter, 534n106
Public Citizen, 102
Pucik, Vladimir, 480n
Puffer, Sheila M., 50n23, 328n, 468, 468n23, 469n
Punnett, Betty Jane, 198n52, 518n, 518n56
Purvis, Leigh, 119n

Q

Qinghou, Zong, 251, 252, 253
Qualcomm Corporation, 329
Quigley, Narda, 491n90
Quinn, Robert E., 491n92

R

Racanelli, Vito J., 345n67
Raghavan, Anita, 456n97
Rahim, Abdul, 216n44
Rahman, Fareed, 340n51
Raina, Reetu, 429n7
Rainforest Action Network (RAN), 89
Rainforest Alliance, 577–578, 578n, 579
Ralston, David A., 479n54
Ralston Purina, 373
Ramamurti, Ravi, 306n86, 368n43, 369n48

Raman, Anand, 182n21, 182n23
Ramnarayan, Abhinav, 25n78
Ranam, Preetika, 124n1
Randall, Chris, 241n86
Randall, Linda M., 160, 160n28
RAND Corporation, 54
Ranft, Annette L., 224n58
Rangan, N. S., 344n65
Rangan, U. Srinivasa, 344, 344n
Ranger, Steve, 325n23
Rao, V. S. P., 327n32
Rapier, Robert, 241n83
Rapoport, Carla, 223n, 346n
Rapoza, Kenneth, 416n34
Rasulo, Jay, 268
Rathee, Kiran, 30n93
Rauhala, Emily, 168n57
Rauwald, Christoph, 396n57
Raybould, Alan, 266n1
Rayner, Steven R., 179, 179n, 179n6, 180, 180n12
Ready, Douglas, 542
Reagan, Courtney, 279n55
Reality Central, 104
Reddit, 47
Reed, Stanley, 177n85, 362n41
Reichel, A., 131n29
Reilly, Alasdair, 126n17
Reilly, Lori, 117

Reisinger, Don, 292n44
Reiter, Chris, 475n39
Reliance, 5
Ren, Daniel, 287n7
Renault, 156–157, 263–264
Renault-Nissan, 9
Reuer, Jeffrey J., 224n62
Reynolds, Calvin, 510n34, 521n68
Reynolds, Katie, 180n7
Reynolds, Nina, 224n63
Riboud, Franck, 250, 254
Ricart, Joan Enric, 307n94
Rice, Faye, 511n
Richards, Malika, 509n29
Ridley, David, 120
Riley, Charles, 409n35, 566n66
Rimnet Corporation, 196
Riordan, Christine M., 192n
Risley, James, 280n74
Rivera, Rodrigo, 279
Roberts, Karen, 531n93
Roberts, Ken, 24n71
Robust, 251, 254
Rockoff, Jonathan D., 115n1, 116n12
Rodriguez, Peter, 92n76, 306n87, 371n67
Rodriguez, Salvador, 156n19
Rogan, Randall, 531n92
Romero, Eric J., 482, 482n62

Romero, Simon, 30n94
Ronald, Buckley M., 511, 511n35
Rongione, Nicholas M., 85n50
Roper, Patrick P., 262
Rosen, Armin, 47n11
Rosen, Benson, 178, 178n1, 180
Rosenkrantz, Stuart A., 162n32
Rosenthal, Elisabeth, 357n21
Rosenzweig, Philip M., 164n46
Rosevear, John, 300n68
Rosneft, 390
Rosten, Keith A., 328n
Rothfeder, Jeff, 69n82
Rousseff, Dilma, 30
Roxburgh, Charles, 34n108
Royal Ahold NV, 278
Royal Air Maroc, 326
Royal Crown Cola (RC Cola), 244
Royal Dutch Shell, 5t, 328
Royal Philips, 338
Rugman, Alan S., 159n, 216n
Rushe, Dominic, 409n36, 496n110
Russell, Benjamin, 111
Russell, John, 561n14
Russell, Jon, 560n4, 562n25, 567n83
Russell Athletic, 109, 111, 111n25, 112
Russell Corporation, 111
Russo, Patricia, 182, 183

Rysberg, Jane A., 443n45

S

SAAB Automobile AB, 453

Sabbagh, Dan, 295n53

SABMiller, 125–126, 126n16

Saenz, Alfredo, 382

Sagafi-nejad, Tagi, 343n62, 345n70, 346n

Sagnières, Hubert, 339

Sakoui, Anousha, 325n20

Salgotarjau Iron Works, 28

Salomon Brothers, 262

Salvagno, Rob, 298n65

Sam's Club, 274, 276, 279

Samsung Electronics Co., Ltd., 5, 6t, 29, 67, 154, 155–156, 293, 295

Sanchanta, Mariko, 278n44

Sanchez, Juan I., 515n, 515n48

Sanchez-Runde, Carlos J., 445n48

Sanders, P., 269n19, 270n23

Sandoval, Greg, 6n21

Sandstrom, Thore, 449n65

Sanger, David E., 363n, 455n94

Santander, 5, 382–383

Sapienza, Harry J., 311n106

Sappenfield, Mark, 243n8, 244n27, 244n30, 245n39

Sawers, Paul, 205n12

Saxton, T., 325n19

Scandura, T. A., 492n94

Scandura, Terri A., 470n30
Schechner, Sam, 298n62
Scheiber, Noam, 512n38
Schein, Edgar H., 181, 181n15, 478n50
Scheyder, Ernest, 390n45
Schifrin, Matthew, 341n55
Schirone, Dario A., 554n14, 554n18
Schlender, Brenton R., 192n, 397n
Schlesinger, Jacob M., 167n54
Schmidt, David A., 362n, 362n40
Schmidt, Eric, 407, 409
Schmitt, Bertel, 304nn82–83
Schmitt, Neal, 440n, 440n30
Schneider, Susan C., 454n91, 456n98
Schondelmeyer, Stephen W., 119n
Schramm-Nielsen, Jette, 382n, 385n21, 386n22
Schriesheim, C. A., 492n94
Schueller, Eugène, 77
Schuler, Randall S., 526n73
Schultz, Howard, 413, 413n9, 414, 420–421
Schulze, Elizabeth, 164n43
Schuman, Michael, 268n4
Schwan, Severin, 465
Schweitzer, Tamara, 106n25
Scott, James Calvert, 214n36
Scott, Mark, 205n11, 205nn13–14, 206, 206n16
Sebenius, James K., 228n72
Securities and Exchange Commission (SEC), 277

Segil, Lorraine, 372n
Segran, Elizabeth, 109nn4–5
Seiyu, 275, 278
Seki, Fumiyasu, 472n36, 473n, 474n
Selmar, Jan, 515n49
Sequoia Capital, 407
Serapio, Manuel G., Jr., 371n64, 371n68
Sergeant, Andrew, 431, 431n15, 538n, 538n116
Servais, Per, 312n111
Seth, Mr., 246
Sethi, Arjun, 159n26
SGS India Pvt Ltd., 244
Shaffer, Margaret A., 517n54
Shah, Sneha, 243n7, 243n12
Shah, Sooraj, 387n28
Shambora, Jessica, 104n5
Shameen, Assif, 10n
Shamir, B., 492, 492n96
Shane, Daniel, 167n53, 287n8
Shanghai Automotive Industry Group (SAIC), 332, 340, 408, 561
Shanghai Bailian Group, 277
Shanghai Disneyland, 270–271
Shanghai Disney Resort, 268
Shanghai Maling Aquarius Co., Ltd., 251, 254
Shanghai Pudon Development Bank Co., 288
Shanker, Deena, 418n52
Shapiro, Debra L., 226n69, 521n66
Shapshak, Toby, 67n73

Sharma, Meghna, 421n95
Sharma, V.P., 418
Sharp Corporation, 406
Shell, 92
Shell Oil Company, 163
Shen, Lucinda, 568n86
Shen, Samuel, 270n24, 270n35
Shendi, 270
Shenkar, Oded, 523n70
Shenzhen Yili Mineral Water
Company, 251
Sherwood, Dave, 13n44
Shin, Jiseon, 521n66
Shin, Y. K., 443n41
Shire, 124, 126
Short, Douglas, 531n96
Short, Kevin, 106n32
Shrivastava, Ankit, 417n39
Shu, Catherine, 561n16
Shukla, Archana, 243n6
Shul-Shim, Won, 509n30, 514, 514n47, 525, 525n72
Shultz, Howard, 287, 419
Siegel, Donald, 87n55, 494n102
Siemens, 92, 360
Sikorsky, 340
Simanis, Erik, 307n96
Simintiras, Antonis, 224n63
Simon, Hermann, 346n

Sims, Brenda R., 214n35
Sims, G. Thomas, 456n97
Singapore Telecommunications, 66
Singh, Harbir, 182n21, 182n23, 192n, 482n61
Singh, Jitendra, 482n61
Sirota, David, 454, 454n93, 527n77
Sisson, Patrick, 381n10
Skiba, Ray, 210
Skjelmoose, Jeanette, 557
Skripal, Sergei, 51
Skrok, Emilia, 28n81
Sky, 206n15
Slocum, John W., Jr., 326n29
Small, J., 251n18
Smatt, Cindi, 445n50, 446n
Smile Squared, 107
Smith, Aaron, 109n2
Smith, Adam, 49
Smith, Frank J., 187n35
Smith, Geri, 277n21
Smith, Gerry, 325n20
Smith, Jennifer, 535n108
Smith, Peter B., 147n66
Smith, Thomas, 270n26
Snapchat, 3, 4
Snapdeal, 279
Snively, William B., 169n66
Snider, Mike, 126n14

Snir, Raphael, 451n73
Sobczyk, Marcin, 61n43
Sobek, Durward K., 343n58
Soble, Jonathan, 477n47
Softbank Corp, 5t, 562
Soldatkin, Vladimir, 390n45
Solomon, Charlene Marmer, 480n, 531n91, 532n98
Solomon, Erika, 47n6
Solomon, Janet Stern, 533n102
Solsman, Joan, 297n61
Somerville, Heather, 569n95
Sommers, Steven M., 162nn33–34, 162nn37–39, 343n60, 453n83, 455,
456n96
Sony, 10, 292, 397
Sorkin, Andrew Ross, 286n2, 287n5
Southern Methodist University (SMU), 104
Southwestern Bell, 306
Souza, Kim, 280n66
Soyoung, Kim, 268n5, 271n39
S&P, 58
Spalding, 111
Spang, Konrad, 386n24
Sparrow, Paul R., 532n, 532n99
Spears, Larry, 495
Special Olympics Oregon, 102
Spector, Paul E., 515n, 515n48
Speier, Cheri, 514n46
Spencer, Jennifer W., 224n59

Spiegel, Henry W., 50n21
Spielman, Cheryl, 526n75
Spindle, Bill, 131n30, 390n41
Spring, Jake, 378n81
Spross, Jeff, 562n32
Srivastava, Amit, 245n38
Srivastava, Samar, 420n80
Stage, H. D., 454n92
Stahl, Günter K., 470n29, 542n
Stalk, G., 443n40
Standifird, Stephen S., 168n59
Stanford University, 112
Stanley, Phil, 526
Starbucks, 254, 286–288, 313, 372, 413–422, 495
StarTAC, 293
Start Something That Matters Foundation, 106
Steers, Richard M., 443n41, 445n48, 445n51
Stein, Nicholas, 575n3, 578n10
Steinmetz, Greg, 93n80
Steinmetz, Katy, 180n8
Stella Artois, 125
Stenman, Jim, 203n61
Stern, David, 84n48
Stern Center for Business and Human Rights, 113
Stertz, Bradley A., 125n7
Stevis, Matina, 33n105
Stewart, Sally, 479n54
Stillman, David, 432n

Stillman, Jonah, 432n
Stockholm Water Institute, 247
Stoll, John D., 557n31
Stone, Raymond J., 514n
Stout, Brock, 213n30
Strangler, Cole, 67n79
Stroh, Linda K., 535n111
Strom, Stephanie, 105n21
Strottmann, Freddy, 385n20
Stuart, Karen Dawn, 539n
Stumpf, Stephen A., 494n103, 495n108
Stumpf, Steven A., 504n4, 505n6
Subaru, 24, 292
Suburbia, 276
Subway, 414
Sugden, Joanna, 364n
Sullivan, Jeremiah J., 214n39, 401n65, 478n51
Sullivan, Sherry E., 519n57
Sully, Mary F., 443n42
Sully de Luque, Mary, 144n, 146n63
Sun, Nikki, 270n29
Sundqvist, Sanna, 312n111
Sundstrom, Eric, 449n69
Suneja, Kirtika, 417n38
Sun Microsystems, 407
Sun Pharmaceutical, 64
Superama, 276
Suutari, Vesa, 521n65

Suzuki, Nori, 445n52
Suzuki, Terukiho, 401n65
Suzuki Motor Corp., 28
Swearingen, Jake, 389n39
Swierczek, Frederic, 340n
Syfert, Jan, 69n81
Sylt, Christian, 266n4
Sylvers, Eric, 287n14

T

Tabak, Filiz, 533n102
Tabuchi, Hiroko, 275n8
Taiwanese Bounteous Company Ltd., 277
Takahashi, Masatomo, 259
Takeda Pharmaceutical Company, 124, 126, 167
Takeuchi, Hiroraka, 480n
Tam, Tammy, 269n17, 270n34
Tammaro, Gerald A., 526n75
Tan, Huileng, 28n82
Tan, Kelven, 271
Tandon, Suneera, 243n10
Tang, Paul, 270
Target, 109, 280
Tarnovskaya, Veronika, 553n10-11, 554n12, 554n16
Tartar, Andre, 53n33
Tata, 5, 157, 328
Tata, Ratan, 182
Tata Chemicals, 182

Tata Coffee, 419
Tata Global Beverages, 413, 418-419, 421
Tata Group, 181-182, 413, 418-422
Tata Motors Ltd., 328, 418
Tata Starbucks, 372, 420-421
Tavernise, Sabrina, 115n5, 116n11
Taylor, Glen, 89n62
Taylor, Kate, 422n99
Taylor, Sully, 534n103
Tchuruk, Serge, 182, 183
Teegen, Hildy, 224n61, 225n67, 369n53, 370n61, 371n66
Telecom Asia, 66
Telefonica, 5
Telefonos de Mexico (Telmex), 306
Telling, Gillian, 104n9
Tencent, 44, 562
Terhune, Chad, 243n2, 243n5, 244n28, 245n41
Terpstra, Robert H., 479n54
Terracom, 310
Tesco, 83, 113
Tesla, 65, 241
Tesluk, Paul E., 178, 178n1, 180
Thatcher, Jonathan, 266n1
Thatcher, Margaret, 49, 51
The Amazing Race, 104
The Energy and Resources Institute (TERI), 245
Then, Sia Khiun, 361n39
Theron, Charlize, 106

Theveno, Danny, 261
Thiederman, Sondra, 429-430, 430n10
Thomas, Adele, 196n49
Thomas, Anisya S., 160n30
Thomas, Kenneth, 429
Thottam, Isabel, 494n105
Thums Up, 291-292
Tichy, Noel M., 449n65, 480n, 534, 534n105
Timken Company, 358
Tishman Realty and Construction, 259
Tita, Bob, 359n27
Tjosvold, D., 471n32
Toh, Michelle, 164n41
Tokyo Disneyland, 259–260, 268, 271
Tollgerdt-Andersson, Ingrid, 485, 485n71, 486n
TOMS, 87
TOMS Marketplace, 106
TOMS Roasting Company, 105, 106, 107
TOMS Shoes, 104–107
Torbiorn, Ingemar, 527, 527n78
Torkan, Germano, 554n14, 554n18
Tornvall, Anders, 453, 453n84
Torre, J. de La, 312n113
Toshiba, 406
Total SA, 5t
Touchstone, 258
Towers Perrin, 508–509
Toxic Links, 244

Toyota Motor Corporation, 5t, 24, 65, 69, 86, 289, 292, 294, 298, 342, 453
Tracy, Ryan, 59n
Trend Micro, 167
Trevor-Roberts, Edwin, 489n82
Triandis, Harry C., 540n119
Triangle Shirtwaist Company, 110
Trompenaars, Fons, 129n, 129n27, 130n, 141, 141n50, 143, 144, 147,
160n29, 163, 187, 187n, 187n36, 188, 188n38, 189n40, 190, 191n,
210n22, 226, 227n71, 294n52, 392, 392n, 392nn47–48, 487, 487n74,
488n, 534n106
Trottman, Melanie, 357n22
Trump, Donald, 4, 7, 13, 21, 23, 28, 215, 354, 359
Trump, Ivanka, 4
Tsang, Eric W. K., 168n58
Tsang, Raymond, 560n10
Tse, Betsy, 65n61
Tse, David K., 53n32, 225n66
Tsuda, Masumi, 345n69, 347n72
Tsui, Anne, 480n
Tsukayama, Hayley, 293n47
Tu, Howard, 519n57
Tucker, Sundeep, 250n1, 254n55
Tujia, 323
Tumblr, 4
Tung, Rosalie J., 223n
Tung, Rosalie L., 168n61, 520n63
Turing Pharmaceuticals, 115
Tusk, Donald, 177

Twain, Mark, 263
Twitter, 4, 46, 47, 66, 112, 369
Tymon, Walter, 504n4, 505n6
Tzu, Lao, 495n106

U

Unikhehi, Ized, 6n23
Uber, 81, 91, 180, 364, 560–569, 567n
Uber Eats, 563
UBS, 81
Uchida, Mr., 196
Uchitelle, Louis, 328n
Ueberroth, Peter, 232–233
Uhlenbruck, Klaus, 92n76, 306n87, 371n67
Ulrich, Lawrence, 389n36
Umoh, Ruth, 455n
U.N. Global Compact, 89
UNCTAD, 19n66
UNICEF (United Nations Children's Fund), 78, 82
Unilever, 76, 78, 88, 322
United Nations Children's Fund (UNICEF), 78, 82, 557
United Nations Environment Programme (UNEP), 90
United Students Against Sweatshops (USAS), 111, 112
Universal Studios, 271
Universal Studios Japan, 389
Unsworth, K. L., 471n33
Uptin, Saiidi, 287n16
Urde, Mats, 553n7

Ury, William, 230, 230n76, 231n77, 232
U.S. Agency for International Development (USAID), 119–120
U.S. Chamber of Commerce, 102
U.S. Congress, 86
U.S. Defense Secretary, 320
U.S. Department of Justice, 578
U.S. Department of Labor, 110
U.S. Environmental Protection Agency (EPA), 86
U.S. Federal Reserve, 61
U.S. Government Accountability Office, 109
U.S. Internal Revenue Service, 57, 525
U.S. Justice Department, 57, 67, 276, 277
U.S. Olympic Committee, 102
U.S. State Department, 57
U.S. Supreme Court, 101–102, 409
Useem, Michael, 48261
US/Labor Education in the Americas, 575

V

Vachani, Sushil, 416n29
Valeant Pharmaceuticals, 116
Vale SA, 6t
van Ballegooij, Wouter, 54n
Vance, Charles M., 454n92, 527n79, 528n
Vandenberg, Robert J., 192n
van den Brink, Rogier, 28n81
van Wamelen, Arend, 34n108
Vasallo, Ignacio, 260

Vecchio, Leonardo Del, 339
Vengroff, Richard, 432n17
Verizon, 494
Verlaine, Julia-Ambra, 59
Vermeulen, Freek, 325n18, 371n62
Verne, Jules, 263
Viacom, 81
Vidalon, Dominique, 266n7
Vietnam Motor Corporation, 373
Villanova University, 247
Vincent, Matthew, 215n41
Vincent, R. J., 81n35
Viorst, Milton, 8n
Virgin Group, 81, 455, 496
Virtus Pharmaceuticals, 115
Viswanatha, Aruna, 277n18
Vlachou, Efi, 224n63
Vlasic, Bill, 125n7
Vodafone Group PLC, 310
Vogt, Heidi, 67n72
Volkswagen Audi Nippon, 304
Volkswagen Group (VW), 5t, 85, 86, 91, 257, 396
Volvo, 5, 288, 300, 449, 453
von Glinow, M. A., 454n89
Vroom, Victor, 447n59
Vuong, Madeline, 280n71
Vyas, Kejal, 323n5

W

- Wabtech Corporation, 289
- Wagstaff, Jeremy, 364n
- Wahaha, Danone V., 252n
- Wahaha Group, 250–255, 250n2
- Wahaha Joint Venture, 252
- Wahaha Nutritional Food Factory, 251
- Wahba, Abde Latif, 368n45
- Wahba, Phil, 280n64, 280n70
- Waldman, Amy, 170n68
- Waldman, David A., 146n63, 494n102
- Waldmeir, Patti, 250n1, 254n55
- Walesa, Lech, 28
- Walker, Danielle Medina, 207n
- Walker, E. Cardon, 257, 259
- Walker, Thomas D., 207n
- Wall, Robert, 355n7
- Wall, T. D., 471n33
- Walls, Ian, 225n66
- Walmart, 5, 29, 30, 44, 83, 90, 91, 109, 113, 186, 274, 277, 280, 293, 296, 301, 417, 562
- Walmart de Mexico, 276
- Walmart International, 274–281
- Walsh, Emily, 480n
- Walsh, Tessa, 126n17
- Walt Disney Company, 257, 259, 261, 262, 266, 268, 269, 271
- Walt Disney Parks & Resorts, 268
- Walt Disney Studios Park, 266

Walumba, F. O., 492n95
Walumbwa, Fred, 492n97
Wan, Lester, 291n36
Wang, Jenna, 287n9
Wanzhou, Meng, 363
Ward, Allen C., 343n58
Wardany, Salma El, 53n33
Wardlaw, Christian, 292n42
Warner, Malcolm, 126n22, 486n, 522n
Warren, Tom, 325n27
Warsaw Stock Exchange, 61
Warshaw, Steve, 575
Water for People, 107
Waterson, P. E., 471n33
Waterstone Human Capital, 280
Watson, Raymond L., 258
Wayne, Leslie, 293n45
Weber, Christophe, 167
Wei, Cheng, 561, 562
Weiss, Stephen E., 226n70
Welch, David, 277n20
Welge, Martin K., 289n31–32
Wells, Frank, 258
Wells, Nicholas, 14n57
Wells Fargo, 88, 91
Welsh, Dianne H. B., 162n32, 162n33, 162n34, 455, 456n96
Wentling, Rose Mary, 192n42
Werdigier, Julia, 557n30

Were, Marco, 577n7
Wertkauf, 277
Werz, Michael, 75n88
Western Kentucky University, 112
Whalen, Jeanne, 116n15, 117n, 117n21, 511n
WhatsApp, 47
Whelan, Carolyn, 277n22
White, Donald D., 439n28
White, Gillian B., 113n43
Whiteman, Hilary, 361n37
Whitten, Sarah, 287n16
Widodo, Joko, 359
Wiggenhorn, Joan, 312n112
Wildau, Gabriel, 62n46
Wilken, Sam, 355n8
Willard, Anna, 266n1
Williams, Ann, 6n19
Williams, Frances, 11n36
Williams, Robert J., 445n50, 446n
Willigan, Geraldine E., 262n
Wilmot, Bret, 81
Wilson, Gary, 262n
Wilson, Jeremy, 321n121
Wilson, Julee, 107n41
Wilson, Thomas, 450n72
Winterkorn, Martin, 86
Wintour, Patrick, 354n2
Wittenberg-Cox, S. A., 454n91

Wolf, Liz, 417n45
Womack, Brian, 410n44
Wonacott, Peter, 243n2, 243n5, 244n28, 245n41
Wong, Belinda, 287
Wong, Chi-Sum, 528n80, 530n89, 532n100, 537n115
Wong, Jacky, 323nn10–11
Wood, Laura, 560n6
Worker Rights Consortium (WRC), 111–112
Workman, Daniel, 275n9
World Bank, 16, 33, 83, 153, 241, 358, 560
World Economic Forum, 35, 90
World Health Organization (WHO), 120, 121, 560
World Trade Organization (WTO), 7, 16, 52, 62, 168, 277, 288, 576
World Wildlife Fund (WWF), 88, 246
Worm, Verner, 243n4
Worthy, Ford S., 397n
Woywode, Michael, 475n38
Wright, Richard W., 165n48, 442nn34–35
Wu, Yen-Chun, 397n, 397n60, 398n
WuDunn, Sheryl, 196n47, 216n45
Wyatt, Harry, 563n42
Wyler, Greg, 310

X

Xiaomi, 154–156, 172
Xiaoming, Yu, 381n4
Xiaozhu, 323
Xin, Katherine R., 480n

Y

Yahoo, 407, 494
Yan, Jun, 470n27
Yan, Sophia, 566n63
Yang, John Zhuang, 165n49
Yang, Yingzhi, 568n90
Yaohan, 276
Yardley, Jim, 281n76
Yaziji, Michael, 7n30, 307, 308n97, 309n
Ye, Baoxiu, 253n36
Yeh, Rhy-song, 343n62, 345n70, 346n
Yihaodian, 279
Yingluck Shinawatra, 29
Yip, George S., 331n42
Yoo, Sangjin, 474n37, 476n44
Yoon, Eunice, 270n30
Yoshida, Tomoko, 536n112
Yoshimura, Noboru, 196n45, 208, 477n46
Yoshino, Michael Y., 344, 344n
Younglai, Rachelle, 48n17
Yousef, Darwish A., 480n56
Yousef, Fathi S., 217n46, 219n49
Youssef, Carolyn M., 541n121
YouTube, 4, 46, 47, 387, 432
Yu, Eileen, 381n6
Yu, K., 470n29
Yuanqing, Yang, 496
Yuchtman, E., 445n49

Yukl, R. K., 471n34
Yum! Brands, 29, 30
Yunggar, Manuel, 297n60
Yunus, Muhammad, 308

Z

Zahra, Shaker A., 312n107
Zaleznik, Abraham, 466n11
Zalla, Jeff, 575
Zamiska, Nicholas, 64n53
Zartman, William, 230n75
Zaveri, Paayal, 564n47
Zeidler, Sue, 270n24, 270n28, 270n35
Zeira, Yoram, 326n28
Zeller, Maria, 395n54
Zhang, Jane, 568n88
Zhejiang Wahaha Industrial Holdings Ltd., 253
Zhou, Nan, 213n34
Zhoudong, Shangguan, 251n16
Zhuoqiong, Wang, 279n56
Zielenziger, Michael, 452n
Zonis, Marvin, 171n77
ZTE Corp., 298
Zuckerberg, Mark, 2, 3, 360
Zuo, Mandy, 270n29
Zyl, Sean Van, 171n76

Note: Page numbers followed by e, f, n, or t represent exhibit, figure, source note/footnote, or table respectively.

A

- Achievement culture, 142
- Achievement motivation theory, 442–445
- Active management-by-exception (MBE-A) leader, 483
- Act of state doctrine, 56
- Adaptability screening, 517
- Administrative coordination, 293
- Advanced Military Maintenance Repair and Overhaul Center LLC (AMMROC), 340
- Advertising
 - free speech *versus*, 101–102
 - perceptual barriers in, 215
- Affective cultures, leader behavior in, 487–488
- Affective style, of communication, 209
- Afghanistan, 32, 53
 - U.S.'s invasions of, 361
- Africa
 - about, 33–35
 - cellular infrastructure, 66
 - China's strategic planning in, 291
 - communications technology in, 310

- economic environment, 16
- emerging markets, 6
 - as frontier market, 302
 - political environment, 53
 - technological environment, 65t, 66–67
 - trading history, 8
- Agreement, negotiation process, 226
- AirAsia, 369e
- Airbnb, 323
- Airline industry, 327, 369
- Albania, 28
- Algeria, 57
- Alibaba, 287
- Alien citizens, treatment and rights of, 56
- Alliances. *See also* Joint ventures
 - advantages, 326
 - challenge of, 326, 372–373
 - definition and introduction, 326–329
 - examples of, 372–373
 - host government roles, 371–372
 - life cycle of, 372f
 - management of, 370–373
 - organizational arrangements from, 339–341
- Allowances, 524
- Amateur terrorism, 360
- Amazon, 312
 - vs. Alibaba, 380–381
- American Foreign Corrupt Practices Act, 55

- Anglo countries, 166
 - cultural dimensions, 139
- Anglo countries
 - cultural dimensions, 445
 - leadership attributes, 471–472
- Angola, 33
- Anti-bribery corporate policies, 556
- Anti-Dumping Act, 360
- Anti-Terrorism Act of 1996, 578
- Apple, 290
- Arab countries
 - communication styles, 206
 - cultural dimensions, 127, 128t
 - cultures, 479
 - economic environment, 30, 32
 - leadership styles, 479–481
 - management across cultures, 171–172
 - political environment, 53
 - trading history, 8
 - Western management styles compared with, 480–481
- Arab managers' scores, 480
- Arab Spring, 33, 46, 53, 368
- Argentina, 100
 - economic environment, 32
 - management across cultures, 166
 - Walmart's operations in, 274f, 275, 275f, 276f
- Argentina
 - human resources management, 532, 532t

leadership attributes, 470–471, 474, 482, 489

motivating employees, 434

Aristotelian ethics, 80

Arthashastra (Chanakya), 495

Ascription culture, 142

ASEAN (Association of Southeast Asian Nations), 13

Asia

Citibank's operations in, 288

cultural dimensions, 135–136

demographic changes, 14

economic environment, 13, 15, 16

emerging markets in, 29–30

as frontier market, 302

human resource management, 533

leadership attributes, 477–479, 481–482

management styles, 340t

motivating employee, 429

opportunities, 373

technological environment, 65t, 66–67, 397

theme park industry in, 260, 268–272

Walmart's operations in, 275

Asia-Pacific region

Citibank's operations in, 288

Danone's operations in, 251

HR consultancy, 526

online commerce in, 380–381

telecommunications services in, 66

theme parks in, 271–272

trade agreements, 13, 32

Assembly-line work, 448

Assertiveness, 144t, 145, 166, 491

Assessment center, 401

Association of Southeast Asian Nations (ASEAN), 13

Australia

- cultural dimensions, 133, 134f, 136–139
- ethics, social responsibility, and sustainability, 82
- human resources management, 532t, 533
- motivating employees, 428, 430
- political environment, 51
- technological environment, 65t

Austria, 163, 320, 503, 527

- leadership attributes, 487t

Authentic leadership, 492–494

Authoritarian leadership, 470

Autocratic leadership, 472

Auto industry

- innovation in, 65

Automobile industry

- entry strategies for, 328
- key success factors, 298
- organizational structures, 340, 342
- quality performance of, 292, 396–399, 398t, 399f
- sociotechnical designs in, 449

Autonomous leadership, 489

Balance-sheet approach, 526
Banana industry, 574–580
Bangalore, 113, 281
Bangladesh, 16, 83, 85, 113, 281
Banking industry, 574, 575
 in China, 288
 e-business and, 65
 financial reform in, 58–59
 Walmart's entry into, 277, 279
Bargaining behaviors, negotiations, 232–235
Bargaining power analysis, relative, 365
Base of the pyramid (BOP) strategy, 307–311
B2B transactions, 65, 341
B2C transactions, 65
Behavior management, 162
Belgium
 leadership styles, 476
 M&A activity, 125–126
 motivating employees, 434
 multiculturalism in, 194
 transnational network structures, 338f
 work centrality, 450
Benefits, 523–524
Beverage industry, 243–247, 384
Bias in performance appraisal, 400 Bicultural groups, 195
Biotechnology, 64–65
Bitcoin currency, 61
BMW, 304

Boko Haram terrorists, 361

Bolivia, 338f, 358, 470, 482

Bonuses, 58

BOP (base of the pyramid) strategy, 307–311

Born-global firms, 312–313

Born-international firms, 312

Botswana, Walmart's operations in, 276f

Brazil

about, 378–379

cultural dimensions, 125–126, 146–147

economic environment, 14–15, 17t, 30, 31, 32

entry strategies, 337

ethics, social responsibility, and sustainability, 92

foreign direct investment in, 307

human resources management, 510, 532t

management across cultures, 171

organizational culture, 188

political environment, 51, 364, 368

technological environment, 64

Walmart's operations in, 275, 275f, 276f, 279

Brexit, 25–26, 49, 51

Bribery

anti-bribery corporate policies, 556

in Brazil, 378

as cultural misunderstanding, 169

FCPA on, 56–57, 92–93

in Honduras, 575

in Indonesia, 358

- in Iran, 355
- in Mexico, 276–277
- as political risk, 358
- in Russia, 169, 556

BRIC countries

- conducting business in, 167–171
- economic power shifts, 14–15, 16, 17t
- political environment, 51

British Petroleum (BP), 494

BroadSoft, 298

Bureaucratization, 57–59, 60t, 395

C

Cafeteria approach, 526

CAFTA-DR (Dominican Republic-Central American Free Trade Agreement), 11

California, health and safety violations in, 110

Canada

- communication styles, 206
- cultural dimensions, 133, 134f, 138f
- economic performance of, 23–24
- ethics, social responsibility, and sustainability, 116–118
- human resources management, 532t, 533
- leadership attributes, 490
- legal and regulatory environment, 58
- motivating employees, 441t, 442, 444f
- Walmart's operations in, 274f, 275, 275f, 276f, 280

Capital requirements, 59

Case studies

- advertising *versus* free speech, 101–102
 - Chiquita's global turnaround, 574–580
 - Coca-Cola in India, 243–247
 - Danone in China, 250–255
 - Didi Chuxing in China, 560–569
 - Disney in Asia, 268–272
 - Euro Disneyland, 257–266
 - global drug pricing, 115–121
 - Google in China, 407–411
 - IKEA's global growth, 551–558
 - IKEA's global renovations, 551–558
 - Nike and human rights, 101–102
 - Russell Athletic and sweatshop labor, 109–113
 - TOMS philanthropy, 104–107
 - Uber in China, 560–569
 - Walmart's global strategies, 274–281
- Cellular technology, 66, 310
- Censorship, 409–410
- Central Asia, 32–33
- Central Europe
- economic environment, 13
 - as emerging market, 26–28
 - motivation theory, 443
- Centralization, 345
- CEVITS countries, 16
- Chaebols, 29
- Charismatic leaders, 483, 491, 493, 494

Charismatic/value-based leadership, 488, 493

Chemical attack, Douma, 47

Child labor, 82, 85, 556, 557, 575

Chile

cultural dimensions, 136–137

as emerging market, 30–32

household savings accounts in, 277

leadership behaviors and styles, 470

motivating employees, 434

Walmart's operations in, 274f, 275f, 276f, 279

China. *See also* Hong Kong; Taiwan

about, 241–242

alliance management, 371

banking industry, 288, 560

cultural dimensions, 126, 129, 133–136, 144, 146

economic environment, 13

entry strategies, 323

foreign direct investment in, 307, 562

globalization trends, 5, 9

human resources management, 164–165, 522, 538t

human rights in MNCs, 81

Internet commerce in, 381

Internet users in, 408

investment in state-owned enterprises, 62

leadership attributes, 468, 470, 479, 495

legal and regulatory environment, 62 motivating employees, 428–432,
435, 442

negotiation tactics and styles, 204–205

- organizational culture, 188, 195
- organizational structure, 332, 340
- political environment

Didi Chuxing's experience, 560–569

Google's experience, 411

IKEA's experience, 553–554, 554–555

strategy implementation in, 301

Uber's experience, 560–569

- ridesharing industry in, 560–569

- strategic formulation in, 300

- strategic management in, 288

- strategy implementation in, 301

- trading history, 8

- WTO obligations in, 168

China, People's Republic of as competitive nation, 35

- cultural dimensions, 268–272

- demographics, 14, 16, 17t

- economic environment, 13, 14–19, 23, 28–29

- ethics, social responsibility, and sustainability, 81, 83, 85, 92

- political environment

Danone's experience, 250–255

Disney's experience, 268–272

overview, 50–53

- technological environment, 64, 67

- theme park industry, 268–272

- Walmart's success in, 274–277, 274f, 275f, 276f, 279

WTO obligations in, 52, 277

Chinese-language format, 407

Chromatics, 220–221

Chronemics, 220

CIS (Commonwealth of Independent States), 160

Cisco Systems, 298

Civil or code law, 55

Classic terrorism, 360

Climate change, 84

Coal industries, 88–89

Coca-Cola, 508

Coca-Cola Plus Coffee, 330

Code or civil law, 55

Codetermination, 386

Collectivism

- definition, 50, 133–134
- as GLOBE dimension, 144t, 145, 489
- management across cultures and, 154–155, 168
- motivating employees and, 445

Columbia, 138f, 139, 578

Comity doctrine, 56

Command economy, 23

Common law, 55

Commonwealth of Independent States (CIS), 160

Communication

- barriers, 211–221
- cross-cultural negotiations, 224–235
- cultural values and, 217

- definition and introduction, 206
- in DOCSA, 183–184
- downward, 210
- in Europe, 223
- feedback systems, improving, 221
- flexibility and cooperation, 224
- flow of, 210–211
- interpretation of, 209–210
- language barriers, 212–214
- language training, 221–222
- misinterpretation and, 217–218
- nonverbal, 218–221
- organizational culture and diversity, 179
- as part of team management, 179
- perceptual barriers, 214–216
- process, 206–210
- upward, 210–211
- verbal styles, 206–209

Communications

- Middle Eastern and Western management compared, 481t
- motivating employees and, 430
- verbal, 488t

Communism, 23, 50, 52

Communist totalitarianism, 52

Commuter assignments, 543

Compaq, 290

Compensation

- bonuses, 58

cultural differences in, 163–164

gender inequity, 82

wages, 82–83, 163

Compensation

gender inequity, 446

incentives and culture, 454–456

overseas assignments, 504, 524

Competition

decision for attacking, 388–391

decision making and, 383, 386

Google in China, 407, 409

location decisions and, 388–389

Competitive nations worldwide, 35, 490f

Comprehensive and Progressive Agreement for Trans-Pacific Partnership (CPTPP), 13

Comprehensive framework, for managing political risk, 361–365

Concessions, in negotiations, 168–169

conducting business in

Confucianism, 131

Conglomerate investment, 362

Content theories of motivation achievement motivation theory, 442–445

definition, 432

hierarchy of needs, 433–438

two-factor theory, 438–442

Context, 206

Contextual style, of communication, 208–209

Contingency approach, 159–160

Contingent reward (CR) leader, 483

Control

- approaches to, 393–395

- decision-making linkages to, 389–390

- in DOCSA, 183–184

- introduction, 380, 390

- mechanisms for, 339t, 395

- Middle Eastern and Western management compared, 481t

- performance evaluation as, 395–401

- types, 391–393

Controlling, 389

Copenhagen Consensus Investment Priorities, 94t

Corporate governance, 91–92

Corporate social responsibility (CSR)

- Chiquita's efforts in, 574–578

- Coca-Cola in India, 243–247

- definition, 79

- environmental impact and, 102

- ethical behavior and, 79

- human rights and, 101–102

- IKEA's values, 554

- MNC business practices, 87–91

- philanthropy and, 77, 104–107

- sweatshop labor and, 109–113

- TOMS philanthropy, 104–107

- Walmart's challenges, 280–281

Corporate social responsibility (CSR)

- Chiquita's efforts in, 575–576

- IKEA's values, 553

Corruption, 169

FCPA and, 56–57, 92–93, 277

in Russia, 50–51, 555–556

security payments, 578

Walmart's challenges, 275, 280

Corruption

in China, 291

Corruption Perceptions Index, 359

as political risk, 358, 359t

in Russia, 550, 556

Corruption Perceptions Index, 51, 93, 359t, 556

Costa Rica, 92, 274f, 275f, 276f, 278

Cost-of-living index, 523f

Costs

cultural assimilators, 541

labor, 305, 396, 455, 512

of overseas assignments, 519, 520, 524, 526, 529, 543

transition, 325

Counterfeit products, 67, 155–156, 356, 358

Country-centered strategy, 291

Country selections in strategic implementation, 300–301

Country-specific advantages (CSAs), 302–303, 303f

CPTPP (Comprehensive and Progressive Agreement for Trans-Pacific Partnership), 13

CR (contingent reward) leaders, 483, 484

Credit ratings agencies, 58

Crimea, 358, 390, 550

Crisis management, 369

Cross-cultural groups, 197–198

Cross-cultural job-satisfaction studies, 440–442

CSAs (country-specific advantages), 302–303

CSR. *See* Corporate social responsibility Cuba, 23, 50, 52

Cultural assimilators, 540–542

- choice of content, 540
- cost-benefit analysis of, 541
- positive organizational behavior, 541
- validation of, 540–541

Cultural barriers. *See also* Communications in M&A, 325

Cultural barriers, in language, 213–214

Cultural integrators, 531

Cultural relativism, 79

Cultural training programs, 531, 532, 538–540

Culture. *See also* Culture meanings and dimensions

- adaptability in overseas assignments, 514, 517
- communication and, 217
- definition and nature of, 126–127
- differences across, 162–165
- and incentives, 554–556
- misinterpretations, 217–218
- similarities across, 162
- six basic variations in, 161*t*

Culture clusters, 485–487

Cultured meat, 65

Culture meanings and dimensions. *See also* Human resources across cultures

- changing values, 130–131

- characteristics of, 126–129
- diversity, 127–129, 195–199
- IKEA's values, 551–558
- international management approaches to, 127–129
- joint ventures and alliances management and, 371–372
- in mergers and acquisitions, 124–126
- national and organizational interactions, 178, 182–186
- as normal distribution, 129, 130f
- offshoring and, 86–87
- recognition of, 27

Currency instability, 289

Currency risk, 289

Customer relations

- in command economy, 23
- diversity and, 186
- in market economy, 22

Czech Republic, 503, 533, 557

D

Daily Telegraph, 517

Decentralization, 345, 383t, 384, 385

Decision making

- centralization/decentralization, 345, 382–385, 383t
- and challenges, 382–389
- control linkages to, 389–390
- cultural differences/comparative examples, 385–386
- cultural differences in, 27, 128, 134–135
- definition and introduction, 382–383

ethics theories and philosophy in, 79–80
factors affecting authority for, 383–385
Middle Eastern and Western management compared, 481t
process, 382–383
strategic predispositions in, 157–158
TQM and, 386–388
uncertainty avoidance in, 132

Defensive and protective techniques, 365–368

Democracy, 52

Demographics
and cultural backgrounds, 428
cultural similarities, 432
economic power shifts and, 19t
of G-7, N-11, BRIC countries, 17t
global trends, 13–14
of luxury vehicle market, 389
middle class wealth within India, 417
shifts, 297

Denmark
DuPont's operations in, 124–125
individualism in, 138f, 139
leadership attributes, 485, 487t
motivating employees, 434
organizational culture in, 189

De novo investments, 324

Dependents. *See* Spouses and dependents

Derivatives markets, 58

Development assistance by MNCs, 93–95

Dhaka, India, 113, 281

Diagnosing Organizational Culture for Strategic Application (DOCSA), 183–184

Dictatorships, 52, 54

Diffuse culture, 142

Direct controls, 392–393

Direct style, of communication, 208

Dispersed subunits, 338

Disputes resolution, 56

Distributive negotiation, 224–225

Diversity

- advantages of, 196–197
- cultural meanings and dimensions, 127–129
- potential problems with, 195–196

DOCSA (Diagnosing Organizational Culture for Strategic Application), 183–184

Doctrine of comity, 56

Dodd-Frank Act, 58

“Doing Business” rankings, 358

Domestic firms, multicultural development by, 192–194

Domestic multiculturalism, 194

Dominican Republic-Central American Free Trade Agreement (CAFTA-DR), 11

Downward communication, 210

E

EAGLES countries, 16

Ease of doing business (World Bank), 57–59, 60t

East Asian countries, 489. *See also specific country*

Eastern Europe. *See also specific country*

- cultural dimensions, 136–137

- economic environment, 13, 26–28

- entry strategies, 327

- human resources management, 524

- management behaviors and styles, 185

- political environment, 49, 297, 306, 358

Eastern philosophy, 80, 81

East Germany, 556–557

- former, 503

E-business, 65–66

Economic environment

- in Argentina, 100

- following terrorist attacks, 54

- forecasting trends in, 296

- 2015–2016 prices, 14, 16, 21

- sectors of, 363

- strategy implementation and, 304, 305–307

- world outlook projections, 34, 34t, 35

Economic imperative, 290–291, 293

Economic performance by region

- Africa, 33–35

- Asia, 29–30

- Central and Eastern Europe, 26–28

- China, 28–29

- European Union, 25–26

- India, 30, 44

- Japan, 26
- Middle East and Central Asia, 32–33
- North America, 23–24
- South America, 30–32
- Economic pressures, on HR function, 508–509
- Economic systems, 22–23
- Education
 - as international selection criteria, 514
 - at multinational online university, 341
- Education allowances, 524
- E-7 economies, 15–16
- Efficiency, 326, 384
- Egypt
 - cultural dimensions, 136–137
 - economic environment, 16
 - ethics, social responsibility, and sustainability, 92
 - foreign direct investment in, 368
 - leadership attributes, 490f
 - political environment, 46, 51, 53, 368
 - trading history, 8
- Eiffel Tower culture, 188–189, 191
- EKC (Environmental Kuznets Curve), 83–84, 84f
- Elaborate style, of communication, 208
- E-lancers, 341
- Electronic freelancers, 341
- Electronic network organizations, 341, 342
- El Salvador, 274f, 275f, 276f, 278
- Emerging and developing markets in Africa, 6

- bureaucratization in, 57–59, 60t
- compensation in, 522–523
- demographic changes, 13
- economic performance of, 26–30
- economic power shifts in, 14–22
- entry strategies for, 327
- environmental concerns, 85
- as frontier markets, 302
- as frontier markets, 302
- globalization trends, 543
- less-developed economies, 30–35
- market potential rankings, 36t
- motivating employees in, 428–430
- pharmaceutical industry access by, 119–121, 120f
- political risk in, 358
- risk in, 557
- strategy implementation in, 304, 305–307
- telecommunications in, 67

Emotional and physical health, 515–516

Emotional cultures, 142, 487

Employees. *See also* Human resource management

- behavior management of, 162
- as critical resources, 507
- empowerment of, 396
- human resources tailoring to, 507
- overseas assignment motivations of, 531
- rewards and recognition of, 387
- training of, 387, 396

Employee welfare, 76–77
Employment trends, 67–69
Empowerment, 387
Enablers and POS, 491
England, 116–117, 471, 476. *See also* Great Britain; United Kingdom
 motivating employees, 434

Entrepreneurship

Page 626

 achievement motivation theory and, 442
 as entry strategy, 324
 global trends in, 131
 leadership attributes and, 495–496
 TOMS Shoes, 104–107

Entry strategies

 alliances and joint ventures, 326–329
 Eastern Europe, 327
 entrepreneurship, 324
 export/import, 324, 332
 first-mover, 306
 franchising, 329–330
 introduction, 322
 licensing, 329
 mergers/acquisitions, 325
 wholly owned subsidiaries, 324–325

Environmental Kuznets Curve (EKC), 83–84, 84f

Environmental protection

 Chiquita's efforts in, 575, 577–578
 CSR and, 102
 food served at theme parks, 268

- pesticides and water contamination, 243–247
- sustainability and, 83–85
- Walmart's sustainability initiatives, 90–91
- Environmental scanning, 296–298
- Environmental standards, 9
- Equity joint venture, 326
- Equity-oriented cultures, 187
- Equity theory, 445–446
- EssilorLuxottica, 339
- Established economies evaluation, 23–26
- Esteem needs, 433–435
- Ethically responsible leadership, 494–495
- Ethics
 - corporate governance, 91–92
 - cultural differences in, 87, 169, 186
 - definition, 79
 - in global drug pricing, 115–121
 - international assistance, 93–95
 - theories and philosophies, 79–80
- Ethnocentric MNC, 533, 534
- Ethnocentric predisposition, 157–158
- Ethnocentrism, 535
- E*Trade, 312
- EU. *See* European Union (EU)
- Europe, 50. *See also* Central Europe; Eastern Europe; European Union (EU);
specific country
 - communication in, 223
 - demographic changes, 14

- foreign direct investment by, 19
- human resources management, 522, 526, 527, 533
- leadership attributes, 475–476
- motivating employees, 453, 456
- organizational culture, 184–185
- pharmaceutical industry in, 119, 305
- technological environment, 65t
- trading history, 8
- Walmart's operations in, 275, 277–278

European Union (EU)

- banana trade war, 575–577
- defined, 12
- economic environment, 12, 25–26
- human resources management, 164
- leadership attributes, 485
- legal and regulatory environment, 58–59
- member and candidate states, 12f
- political environment, 49, 51, 360
- technological environment, 64

Exacting style, of communication, 208

Exchange rate risk, 305

Expatriates (expats), 508

- definition, 509
- demographics of, 514t, 518t
- host country integration by, 509–510
- motivation for overseas assignments, 516–517
- repatriation of, 528–531

Expectancy theory, 447

Experience, as international selection criteria, 516

Exports and imports

- entry strategies, 324, 332

- world trade by region, 20t

Expropriation, 361

External controls, 391–392

External networking, 344

External risk, 354–355

Extrinsic, 430

ExxonMobil, 390, 510

F

Fair Labor Standards Act, 110

Fair trade certification, 89, 90

Family culture, 188, 191

Fascism, 50

FCPA (Foreign Corrupt Practices Act), 56–57, 92–93, 277

FDI (foreign direct investment), 16, 20t, 289, 306, 307, 363, 365, 368, 373, 418, 419

Federal Republic of Germany (FRG), 503

Feedback, for dysfunctional behaviors, 431

Feedback systems, 221

Femininity, 134

Finance, 305

Financial crisis, 313

- economic pressures on HR function, 508–509

Financial crisis of 2008–2010

- jobs lost during, 67

- regulatory failures and, 56, 58–59
- Financial performance evaluation, 395–396
- Financial services, 288, 504
 - corporate governance scandals, 91
 - e-business, 65–66
 - offshoring activities, 80
 - regulation of, 56, 58–59
 - Walmart's operations in, 277, 279
- Finland, 387, 453, 490, 527
- Firm-specific advantages (FSAs), 302, 303
- First-mover strategies, 306
- Flow, of communication, 210–211
- Forbes* magazine, 399
- Ford Motor, 289
- Foreign CEOs of Japanese firms, 167
- Foreign citizens, treatment and rights of, 56
- Foreign Corrupt Practices Act (FCPA), 56–57, 92–93, 277
- Foreign direct investment (FDI), 16, 20t, 289, 306, 307, 363, 365, 368, 373, 418, 419
 - types, 365
- Formalization, 343–344
- Forum on China-Africa Cooperation (FOCAC), 291
- Four Ps, of marketing-product, 304
- France
 - communication in, 223
 - cultural dimensions, 130f, 133, 134f
 - decision making in, 382f
 - ethics, social responsibility, and sustainability, 82

Euro Disneyland, 257–266
human resources management, 527
leadership across cultures, 485
management across cultures, 163, 170–171, 185
motivating employees, 434, 442
negotiation tactics and styles, 185
organizational culture and diversity, 182–183
political environment, 49, 50, 51, 361
Walmart's operations in, 275

Franchising, 329–330

Free speech *versus* advertising, 101–102

FRG (Federal Republic of Germany), 503

Frontier markets, 302

FSAs (Firm-specific advantages), 302, 303

Functional areas in implementation, 304–305

Future-oriented cultures, 144t, 145, 494

G

Game console industry, 292

GATT (General Agreement on Tariffs and Trade), 9, 10t, 576

GDP (GNP)

 Argentina, 100

 economic power shifts and, 14–16, 17t, 18, 20

 individualism correlations to, 133–134, 134f

 Turkey, 75

GDR (German Democratic Republic), 503

Gender

 attitudes toward women, 82

- leadership styles and, 489
- work centrality and, 450

Gender egalitarianism, 144t, 145, 491

Gender equity, 82

Gender Gap Index, 82

General Agreement on Tariffs and Trade (GATT), 9, 10t, 576

General nature of investment, 362–363

Generation Z (“Gen Z”), 432

Genetically modified organisms, 64, 296

Geneva Convention on Human Rights, 55

Geocentric MNC, 534

Geocentric predisposition, 157–158

Georgia, 485

German Democratic Republic (GDR), 503

Germanic culture, leadership attributes of, 487t

Germany, 503

- automakers, 389
- communication in, 223
- cultural dimensions, 125, 132
- demographics, 14
- ethics, social responsibility, and sustainability, 82, 118
- human resources management, 164
- leadership attributes, 487t
- legal and regulatory environment, 61
- management across cultures, 163
- motivating employees, 434
- organizational culture, 183, 185, 186
- political and legal environment, 49, 50, 51

- Walmart's operations in, 186, 274, 275f, 277, 278
- Ghana, Walmart's operations in, 276f
- Ghoutha chemical attack, 47
- Gifts, 169, 172
- Global area division, 335
- Global economic systems, 22–23
- Global firms and multicultural development, 193–194
- Global functional division, 336
- Global Fund to Fight AIDS, Tuberculosis and Malaria, 95
- Global integration, 293
- Globalization, 7–9
 - business practices and, 83, 112
 - defined, 7
 - demographic changes and, 13–14, 16, 17t
 - economic power shifts, 14–22
 - economic systems and, 22–23
 - environmental and social impacts, 9
 - global and regional integration, 9–13
 - history of, 8
 - and internationalization, 7–22
 - management and, 4–6
 - social media and, 2–4, 35
 - world outlook projections, 34–35, 34t
- Globalization imperative, 158
- Globalization-national responsiveness model, 296
- Global Leadership and Organizational Behavior Effectiveness (GLOBE)
 - study, 132, 144–147, 166–167, 488
- Global leadership development, 464–465

- lessons, 542e
- PWC Ulysses Program, 542e
- Global online retail, 380–381
- Global product division, 334–335, 339t
- Global sourcing, 290
- Global strategy, 294f, 295, 296
- Global virtual teams, 180
- GLOBE (Global Leadership and Organizational Behavior Effectiveness)
 - study, 132, 144–147, 166–167, 488
- G-7 nations, 15–16, 17t
- Goals, in Maslow's need hierarchy, 433f, 434–438
- Goal-setting theory, 446–447
- Google, 357
 - challenge of, 409–410
 - future, 410–411
 - vs. Baidu, 408
- Google in China, 407–411
- Government, public trust of, 88f
- Great Britain, 132. *See also* England; United Kingdom communication in, 223
 - controlling process in, 393
 - cultural dimensions, 132, 138f, 139
 - ethics, social responsibility, and sustainability, 110
 - human resources management, 163–164
 - leadership styles, 481
 - political environment, 49, 50, 51
- Greece
 - economic environment, 25

- leadership attributes, 487t
- network structure of, 338f
- political environment, 49
- Greenfield investments, 324
- Greenfield locations, 302
- G-20 reforms, 58
- Group multiculturalism, 195
- Group orientation. *See also* Team structures
 - in decision making, 394
 - in Japan, 401
 - Japanese *versus* American leadership styles, 477–479
 - kibbutz setting, 440, 445
 - management with, 155, 164, 166–167, 168
 - in national cultures, 128, 131, 145
 - in performance evaluation, 401
 - quality control circles, 396–397
- Groupthink, 197
- Guanxi, 168
- Guatemala, 274f, 275f, 276f, 278
- Guided missile culture, 189–190, 191
- Guinea, 33
- Gulf of Mexico, 494

H

- HAIRL system of appraisal, 163
- Handshakes, 127, 127t, 170
- Haptics, 219
- Hardship allowances, 524

Headquarters nationals, 509

Health, as international selection criteria, 514

Health insurance, 115, 117

Hedge funds, 58

Herzberg's two-factor theory, 438t, 439, 442

Hierarchical system of authority, 188–189

Hierarchy-of-needs theory, 433–438

High-context cultures, 160–161

High-definition optical disc industry, 295

Hofstede's cultural dimensions, 443

- GLOBE project and, 144–147
- individualism, 133–134, 134f, 138–139
- indulgence *versus* restraint, 136–137
- integration of, 138–141
- introduction, 132
- management across cultures, 164
- masculinity, 134–135, 140, 146, 443–444
- motivations theory and, 435, 437
- power distance, 132, 138–140, 448t
- time orientation, 135–136
- Trompenaars expansion of, 139–143
- uncertainty avoidance, 132–133, 139–140, 443, 444f, 448t

Holidays and culture, 456

Home-based technology services, 85

Home-country managers, 509, 535

Home-country nationals, 509, 510, 535

Home furnishings industry, 551–558, 553

Homogeneous groups, 195

Honda Motor Co., 289

Honduras, 109, 111–112, 274f, 275f, 276f, 278

Hong Kong

- competitive ranking of, 35
- cultural dimensions, 138f, 139
- as emerging market, 29
- leadership attributes, 489
- motivating employees, 444
- organizational culture, 188
- theme park industry in, 268–272
- Walmart's operations in, 274, 276

Honne, 386

Horizontal investment, 362

Horizontal specialization, 344

Host countries, 509–510, 511, 513, 515, 516, 521, 524, 526–528

Host-country managers, 390, 509, 535, 536

Host-country nationals, 509–510

Host governments. *See also* Political environment; Political risk

- proactive political strategies, 368–370
- protective and defensive techniques, 367–368
- role of, in alliances, 371–372

Housing allowances, 522, 524

Huawei, technology, privacy, and politics, 363e

Humane orientation, 144t, 146

Humane-oriented leadership, 489

Human resource management (HRM), 162–165, 292, 428, 430, 442, 507, 521, 532

Human resources across cultures. *See also* Compensation; Training

- adjustment to international assignments, 521–522
- candidate motivations, 526–527
- costs of international assignments, 508, 519–520
- cultural perspectives, 162–165
- economic pressures on MNCs, 508–509
- host-country viewpoints, 526–528
- importance of, 507–509
- international selection criteria, 514
- international selection procedures, 520–522
- Middle Eastern and Western management compared, 480, 481t
- performance evaluations, 399–401
- positive organizational behavior, 541
- repatriation of expats, 528–531
- selection procedures, 520–522
- sources of, 509–514
- success rates of international assignments, 520
- talent retention in India, 504–507
- tips on working for foreigners, 510, 511e
- TQM techniques, 292, 387, 396
- trends, 519–520

Human rights

- child labor, 82, 85
- corporate social responsibility, 575
- corporate social responsibility for, 81–85, 578–579
- cyber hacks of, 409
- forced labor, 556–557
- in Japan, 82
- MNCs and, 81

- sweatshop labor and, 101, 109–113
- working conditions, 83, 113, 281

Hungary, 28, 358, 432, 487t, 533

Hygiene factors, 438–440

I

IBM, 290

ICT (information and communications technology), 310e

Idealized influence, 483

Ideologies, 49–52

IKEA's global renovations, 551–558

IMJ, 301

Implementation. *See* Strategy implementation

Imports. *See* Export/import

Incentives, 524–525

- and culture, 554–556

Incubator culture, 190–191

India

- about, 44
- automotive industry, 328
- business climate in, 243–247, 556
- challenges and opportunities, 556–558
- changing marketplace, 416–417
- Coca-Cola's operations in, 243–247
- cultural dimensions, 132, 136–137
- economic environment, 14–19, 17t, 30, 243
- entry strategies, 330
- ethics, social responsibility, and sustainability, 81, 85, 91, 243–247

foreign direct investment in, 307, 418
globalization trends, 9
human resources management, 504–507, 509, 510, 512, 513, 527, 532t
leadership attributes, 481–482
leadership behaviors and styles, 470, 481–482
legal and regulatory environment, 56
macro risk issues and examples, 357
management across cultures, 170
MNCs in, 6
motivating employees, 434, 441f, 444
political environment, 51, 243–247, 279–280, 301, 556
political risk, 357–358
ranking of corruption in 2018, 359t
strategic management, 291
strategy implementation, 301
talent retention, challenge of, 504–507
Tata, 413
technological environment, 63, 64, 67, 69
Walmart's operations in, 274f, 276f, 279–280, 281

Indigenization laws, 361
Indirect controls, 393
Indirect style, of communication, 208
Individualism, 154–155
 changing values in, 131
 definition, 133
 Hofstede's study of, 133–134, 134f, 138–139
 motivating employees and, 442
 in political environment, 49–50

- in strategic alliances, 371
- Trompenaars study of, 141

Individualized consideration, 483

Individual-oriented cultures, 188–189

Indonesia

- cultural dimensions, 135
- economic environment, 15–16, 29
- economic problems, 358
- human resources management, 527
- motivating employees, 454
- political risk, 358
- Walmart's operations in, 274

Indulgence *versus* restraint, 136–137

Industrial sector investments, 363

Information and communications technology (ICT), 310e

In-group collectivism, 144t, 145, 489

Innovation

- in auto industry, 65, 342, 449
- bureaucratization and, 57
- as cultural dimension, 128
- entrepreneurship, 495
- leadership styles and, 490
- in market/command economies, 22–23
- organizational culture, 154–155, 159, 532
- organizational structure and, 507
- strategic management and, 290, 342
- sustainability and, 77, 90–91
- trends in, 63–64

Inpatriates, 510–511, 512

Inspirational motivation, 483

Instrumental style, of communication, 209

Integrative negotiation, 225

Integrative Social Contracts Theory (ISCT), 87

Integrative techniques, 367, 368

Intellectual property

- copyright infringement, 409
- counterfeit products of, 67, 155–156, 356–358
- patents, 155–156
- political risk and, 363e
- trademarks, 250–255

Intellectual stimulation, 483

Interdependent relationships, 338

Internal controls, 391–392

Internal networking, 344

Internal resource analysis, 298, 299

Internal risk, 355–356

International division structure, 332–333, 333f, 339t

International entrepreneurship, 311–312. *See also* Entrepreneurship

International firms and multicultural development, 192–194

Internationalization

- defined, 7
- globalization and, 7–22

International jurisdiction, 55

International law, principles of, 55–56

International management, 4–6

- defined, 4

International selection criteria, 514. *See also* Human resources across cultures

- adaptability to cultural change, 514–515
- age, experience, and education, 516
- defined, 514
- general criteria, 514
- language training, 516
- leadership ability, 518–519
- motivation for overseas assignment, 516–517
- physical and emotional health, 515–516
- preparedness, 519
- spouses and dependents, 517–518

International selection procedures, 520–522

International strategic alliances (ISAs), 370

International strategic management. *See* Strategy formulation; Strategy implementation

International strategy, 295, 302–303

Internet, 313

- access to, 66, 310e-311e
- China's licensed service providers, 407
- ecommerce, 380
- entrepreneurial and new ventures, 311–313
- on international scale, 312
- in North America, 381
- and social networking, 407
- worldwide usage, 65–66

Interviewing procedures, 520

Intimate distance, 219

Intrinsic, 430

Investment

general nature of, 362–363

regulation of, 62

special nature of, 363–365

in state-owned enterprises, in China, 62

Iran, 16, 53, 354–356

Iraq

U.S.'s invasions of, 361

war, 32, 53, 171, 358, 361

Ireland, 25, 164, 301, 487t

ISAs (International strategic alliances), 370

ISCT (Integrative Social Contracts Theory), 87

Islamic law, 53, 55, 320e

ISO 9000 standard, 388

ISO 14000 standard, 89

Israel, 361, 447, 450

Israeli high-tech industry, bicultural context of, 450

Italy

communication in, 223

demographics, 14

ethics, social responsibility, and sustainability, 118

human resources

management, 532t

leadership attributes, 482

management behaviors and styles, 185

motivating employees, 434, 441f, 454

political environment, 50

J

Jaguar, 300

Japan

about, 406

alliance challenges and opportunities, 370–371

cultural dimensions, 127, 128t, 130–131, 135, 271

decision making in, 386

demographics, 14

economic power and performance, 16, 17t, 19, 26

ethics, social responsibility, and sustainability, 80, 82, 91, 93, 119

group orientation, 401

human resources management, 164, 510, 511, 514, 523, 525, 527, 529,
532t

human rights in, 82

leadership attributes, 472, 474, 476–479, 482, 483, 484, 487

legal and regulatory environment, 55, 57, 58, 62

management across cultures, 163, 164, 167, 430, 431

motivating employees, 434

organizational characteristics of MNCs, 343–347

quality performance in, 396–399

strategy implementation, 300–302, 304

technological environment, 65, 66, 69

theme park industry, 271

theme park industry in, 259–260

Walmart's operations in, 274–275, 274f, 275f, 276f, 278

Japanese firms, 397

Japanese leadership approaches, 476–477

Job autonomy, 345

Job-context factors, 442
Job design, 447–449
Job Orientation Inventory (JOI), 440
Job satisfaction, 451–453
 studies, cross-cultural, 440–442
Joint Comprehensive Plan of Action (JCPOA), 354
Joint ventures
 challenge of, 326
 in China, 250–255, 268, 270, 554
 definition and overview, 326–329
 differing views of, 27, 160
 as entry strategy, 326–329
 management of, 370–373
 organizational arrangements from, 339–341
 political risk of, 358, 367, 370–373
 in Russia, 28, 328, 328e, 354, 357, 358
 Walmart's global strategies, 274, 276, 279
Jugaad, 482

K

Kaizen, 387, 397e
Kantian ethics, 79, 81
Karoshi, 451, 452e, 456
Kasky v. Nike Inc., 101–102
Keiretsu, 26
Kenya, 280
 about, 153
 Walmart's operations in, 276f

Key success factor (KSF), 298

Kinesics, 219

Korea. *See* South Korea

Kuwait, 57

L

Labor costs, 396, 455, 512

Labor practices. *See* Human rights

Labor unions

 in China, 274

 Chiquita's relationship with, 574, 575, 578–579

 in France, 262, 264–265

 in Germany, 186, 346e

 in Latin America, 578

Laissez-faire (LF) leaders, 483, 484

Land Rover, 300

Language

 as international selection criteria, 514

 training programs, 531

Language barriers, communication, 212–214

Language training, 221–222

Laos, 52

Largest global retailers, 274f

Latin America. *See also specific country*

 Chiquita's operations in, 574–580

 economic environment, 11–12, 15, 24

 human resources management, 522

 leadership attributes, 470, 482, 487

- motivating employees, 431
- political environment, 49, 50, 358
- technological environment, 65t
- Walmart's operations in, 278–279

Latin cultures, 487t

Leadership

- defined, 466
- foundation for, 465–474
- international context, 474–482
- Middle Eastern and Western management compared, 481t
- participative, 471–472

Leadership across cultures

- authenticity, 492–494
- Chinese managers, 479
- company size, level, and age roles in, 476
- culture clusters, 485–487
- democratic values in, 476
- development programs, 464
- entrepreneurial, 495–496
- ethically responsible, 494–495
- European managers, 475–476
- GLOBE study insights, 488–491
- Indian managers, 481–482
- Japanese managers, 477, 478
- Latin American managers, 487
- managerial grid, 472–474
- manager-leader paradigm, 466–467
- Middle Eastern managers, 481, 482

positive organizational scholarship, 491–492

qualities for success, 484–485

subordinates roles, 477

Theories X, Y, and Z, 467–470

universalism in, 482–483

U.S. managers, 477–479

Leadership behaviors and styles authentic, 492–494

authoritarian, 470–471

autocratic, 472

autonomous, 489

charismatic, 483, 488

participative, 471–472, 489–490

paternalistic, 470–471, 476–477

self-protective, 489

servant, 494–495

team-oriented, 489, 491

transactional, 483–484

transformational, 483–484

universal, 483–484

Learning, 534–535

Learning organizations, 534

LED, 338

Legal and regulatory environment

bureaucratization, 57–59, 60t

corruption, 56–57, 92–93, 276

financial services, 56, 58–59

international law, 55–56

introduction, 54–55

- privatization, 59–62
- trade and investment, 62

Lesotho

- Walmart's operations in, 276f

Libya, 46, 53, 368

- leadership attributes, 368

Licenses, 329

Li & Fung, 290

Local issues, in strategic implementation, 302

Localization, 526

Location considerations

- country, 300–301
- frontier markets, 302
- for implementation, 300–302
- local issues, 302

London Bridge attack, 54

Long-term oriented cultures, 135–136

Low-context cultures, 161

Lump-sum method, 526

M

Macro political risk analysis, 357

Mad cow disease, 64–65

Made in Thailand, 331

Malawi, Walmart's operations in, 276f

Malaysia

- as emerging market, 29
- leadership behaviors and styles, 470, 487

- management across cultures, 160–162
- multiculturalism and diversity in, 192
- theme parks in, 271

Management

- comparative behaviors of, 528f
- cultural impacts on, 127–129, 145
- defined, 4
- effectiveness of, in motivation, 430
- and globalization, 4–6
- home-country, 509
- host-country, 509–510
- third-country, 510–511
- women in, 82

Management across cultures

- Asian and Western styles compared, 340t
- bias in performance appraisal, 400
- control strategies and, 390–395
- differing values and, 257–266
- foreign CEOs of firms, 167
- GLOBE project and, 166–167

human resources, 162–165

introduction, 156–157

in joint ventures and alliances, 372–373

manager-leader paradigm, 466–467

Middle Eastern and Western styles compared, 481t

parochialism and simplification, 160–162

religion and, 161, 171–172

similarities across cultures, 162

specific examples (*See also individual countries*)

Arab countries, 167, 171–172

Brazil, 171

China, 167–169

France, 170–171

India, 170

Russia, 169

- strategic predispositions, 157–158
- strategies for different cultures, 158–159
- success factors, 159
- training in, 531–540

Management attitudes, 398

Manager-leader paradigm, 466–467

Manchester Arena bombing, Manchester, United Kingdom, 54

Manufacturing

- controlling process in, 390–395
- ethics and sustainability in, 82–83, 86
- foreign direct investment in, 363
- offshoring, 10
- organizational structure for, 331–339
- TQM in, 386–388

Maquiladoras, 24

Market economy, 22–23

Market environment, forecasting trends in, 296

Marketing, 158, 159, 304

Market orientation and multicultural development, 193

Masculinity, 134–135, 140, 146, 371, 443, 444f, 448

Maslow's hierarchy-of-needs theory

- Herzberg theory linkage to, 438–439
- international findings on, 434–438
- introduction, 433–434
- occupational group goals, 436t
- professional technical personnel goals, 435

Maternity leave, 163, 164

Matrix structure, 437, 439t

Mazda Motor Corp., 289

MBE-A (active management-by-exception) leaders, 483

MBE-P (passive management-by-exception) leaders, 483

McDonald's, 296, 437

Meat industry, 64–65

Media, public trust of, 88f

Medicare, 115–118

Mediterranean countries, 485

Memorandum of understanding (MOU), 419

Mercosur, 11, 32

Mergers/acquisitions, 325, 339–342, 566–568

- culture clashes in, 124–126
- definition, 325
- as entry strategy, 325
- EU authority over, 360
- organizational arrangements from, 339–341

Mexico

- about, 352
- cultural dimensions, 132, 134f, 136–137
- economic crisis, 301
- economic environment, 15–16, 23–24
- human resources management, 526, 527, 532t
- leadership behaviors and styles, 470, 482
- management across cultures, 163, 164
- strategy implementation, 301, 305, 306
- trade agreements, 11–12
- Walmart's operations in, 274–277, 274f, 275f, 276f

Micro political risk analysis, 357

Micro risk issues, 359–360

Microsoft, 296

Middle East. *See also* Arab countries; *specific country*

- conducting business in, 171–172
- cultural dimensions, 171–172
- economic environment, 32–33
- human resources management, 524
- leadership attributes, 479–481
- leadership styles, 481, 481t, 482
- legal and regulatory environment, 57
- motivating employees, 445
- political environment, 46, 53, 356, 358
- strategic management in, 294
- technological environment, 65t
- trading history, 8

Military regimes, 53–54

Millennium Development Goals (U.N.), 102

MindSphere, 370

Minimum wage laws, 82, 297

Ministry of International Trade and Industry (MITI), 26

MIST countries, 16

Mixed economy, 23

Mixed organization structure, 336–337

MNCs (multinational corporations), 5–6, 49. *See also* Corporate social responsibility; Organizational culture and diversity; Organizational structure; Sustainability

- corruption and, 92
- defined, 5
- development assistance by, 93–95
- globalization of, 85–87
- and human rights, 81
- in India, 6
- language training, 221–222
- legal and regulatory environment, 54–62
- management philosophy on training, 533–534
- multicultural development phases of, 192–194
- organizational characteristics of, 343–347
- organizational cultures in, 181, 186–192
- organizational training programs, 531–534
- political environment and, 48–54
- technological environment, 62–69

Monochronic time schedule, 220

Morocco, 327, 489, 563

“Motivating Employees from Other Cultures” (Thiederman), 429

Motivating through a Better Working Environment, 454, 455e

Motivation, 430

Motivation, defined, 430

Motivation across cultures

- achievement motivations theory, 442–445

- assumptions about, 430–433

- in emerging markets, 428–430

- equity theory, 445–446

- for foreign assignments, 516–517

- goal-setting theory, 446–447

- hierarchy-of-needs theory, 433–438

- Hofstede's dimensions and, 183–184

- incentives, 454–456, 524–525

- job design, 447–449

- nature of, 430–433

- POS and, 491–492

- reward systems, 454

- two-factor theory, 438–442

- work centrality, 450–453

Motivators, 438

MOU (memorandum of understanding), 419

Mozambique, Walmart's operations in, 276f

Multicultural groups, 195

Multiculturalism and diversity

- development phases, 192–194

- problems with, 195–196

- team structures, 197–199

- types, 194–195

Multi-domestic strategy, 295

Multinational corporations. *See* MNCs

Multinational universities, 341

Myanmar, 54

N

NAFTA (North American Free Trade Agreement), 11, 12, 24, 62, 352

Namibia, Walmart's operations in, 276f

National Bureau of Economic Research (NBER), 450

National cultures. *See* Culture meanings and dimensions; Management across cultures

Nationalism, 51–52

Nationality principle, 55

Nationalization of business, 51

National responsiveness, 294

N-11 economies, 16

Neglected tropical diseases (NTDs), 119–120

Negotiation, power positions for, 365

Negotiations, under GATT and WTO, 9, 10t

Negotiation(s)

- agreement, 226

- bargaining behaviors and, 232–235

- buyer-seller relations, 230

- cultural differences and, 226–229

- definition, 224

- distributive, 224–225

- France and Spain contrasted, 185

- integrative, 225

- interpersonal relationship building, 225

- location and, 229
- for mutual benefit, 230–232
- Netflix's strategies, 204–206
- persuasion, 226
- planning, 225
- process, 225–226
- tactics, 229–230
- task-related information exchange and, 226
- time limits, 229–230
- types of, 224–225

Netflix's, 297

Netherlands

- cultural dimensions, 129
- HRM and cultural differences, 163
- leadership attributes, 487t
- motivating employees, 450
- organizational culture, 189

Neutral cultures, 142, 487, 488t

“New Generation” of Chinese organizational leaders, 479

News media, 47, 88f

New Zealand, 138f, 139, 360, 361, 439, 483, 514, 527

NGOs (nongovernmental organizations), 87–89, 110–112, 119–120, 410, 494, 512

Nicaragua, 274f, 275f, 276f, 278

- Walmart's operations in, 276f

Nigeria, 203

- as emerging market, 16, 33
- leadership attributes, 487, 489

- political environment, 61–62
- technological environment, 310
- Walmart's operations in, 276f

Nonequity venture, 326

Nongovernmental organizations (NGOs), 87–89, 110–112, 119–120, 410, 494, 512

Nonverbal behaviors, 234–235

Nonverbal communication, 218–221

- chromatics, 220–221
- chronemics, 220
- forms, 218t
- kinesics, 219
- proxemics, 219–220

Nordic culture, leadership attributes in, 485

Normal distribution, culture viewed as, 129, 130f

North America. *See also specific country*

- Arab Spring effects in, 53
- economic environment, 23–24
- human resources management, 522, 525t
- online commerce in, 381
- technological environment, 65t

North American Free Trade Agreement (NAFTA), 11, 12, 24, 62, 352

Northern Europe, 185

North Korea, 23, 50, 52

Norway, 51, 116–118, 135, 312, 434, 484, 485

- Maslow's need hierarchy, 434
- motivating employees, 434
- network structure of, 338f

NTDs (neglected tropical diseases), 119–120

O

OAS Inter-American Convention Against Corruption, 93

O.B.Mod. (organizational behavior modification), 162

OCB (organizational citizenship behavior), 541

Oceania, technological environment, 65t

Oculesics, 219

Offshoring, 7, 10

OLED display, 292

Open-source model, 63

Operational risks, 362

Operations goals, 325

Organizational behavior. *See* Human resources across cultures; Leadership across cultures; Motivation across cultures

Organizational behavior modification (O.B.Mod.), 162

Organizational characteristics of MNCs, 343–347

Organizational citizenship behavior (OCB), 541

Organizational culture, defined, 181

Organizational culture and diversity

- advantages of, 196–197

- characteristics of, 181–182

- communication and, 179

- cultural differences, 178–179

- external culture compared with, 180–181

- Hofstede's dimensions, 183–184

- Lessem and Neubauer's dimensions, 185

- management of, 192–199

- Middle Eastern and Western management compared, 481
- in MNCs, 181, 186–192
- multinational teams, 178–180
- national culture interactions with, 178, 182–186
- team structures, 197–199
- Trompenaars's four corporate cultures, 188–192

Organizational reasons, 535

Organizational structure

- global arrangements, 333–337
- initial entry strategies, 332
- international division, 332–333
- matrix, 337

- Middle Eastern and Western management compared, 481t

- network-based, 341–343
- nontraditional, 339–341
- for product integration, 342–343
- for strategy formulation, 330
- for strategy implementation, 330
- summary, 344t

- Tata in India, 418

- transnational network, 337–339

Organization of American States Inter-American Convention Against
Corruption, 93

Orphan and specialty drugs, 118–119

Outsourcing, 10

- CSR and, 280–281

- defined, 7

- ethics of, 81

as human resources source, 504, 512–514

sweatshop labor and, 109–113

technological advancements and, 67–69

Overseas selections. *See* International selection criteria

Ownership-control risks, 362

P

Pacific Rim, 13, 164

PageRank algorithm, 407

Pakistan, 16, 44, 92, 188, 361, 470

Palm oil industry, 88–89

Parenthood and work centrality, 450–451

Paris Agreement on Climate Policy, 84

Parochialism, 160–162

Participative leadership, 471–472, 489

Particularism, 141

Partnerships. *See* Alliances; Joint ventures

Passive management-by-exception (MBE-P) leaders, 483

Patents, 155–156

Paternalistic leadership, 470–471

PC industry, 390

People's Republic of China (PRC). *See* China Perception, 214

of Americans by foreigners, 510

Perceptual barriers, communication, 214–216

Performance evaluation

financial, 395–396

Middle Eastern and Western management compared, 481t

motivating employees and, 428–430

personnel, 399–401
quality, 396–399

Performance management, 505

Performance orientation, 144t, 146, 169, 485, 489

Personal distance, 219

Personal style, of communication, 208–209

Personnel performance evaluation, 339, 400

Personnel policies, Middle Eastern and Western management compared, 481t

Persuasion, negotiation and, 226

Peru, 32, 474, 482

Pesticides use, 243–247

Pharmaceutical industry
biotechnology research and, 64–65
developing countries access to, 119–121, 120f
prices, 115–121
specialty and orphan drugs, 118–119

Philanthropy, 77, 104–107

Philippines, 16, 81, 308, 361, 444, 489, 512

Philosophical perspectives, 79–80, 467–470

Physical and emotional health, 515–516

Physiological needs, 433

Planning, negotiation process, 225

Planning, strategic, 289–290

PM supervision, 473

POB (positive organizational behavior), 541

Poland, 28, 61, 177, 358, 489, 533

Political environment, 297, 306, 356, 361, 373, 563. *See also*
Political risk

- in Brazil, 364
- in China, 50–53, 250–255, 268–272, 554–555, 560–569
- Google's experience, 411
- IKEA's experience, 554–555
- strategy implementation in, 301
- country selection and, 301
- in Eastern Europe, 297, 306
- in Egypt, 368
- in European Union, 360
- forecasting trends in, 297
- in France, 361
- ideologies, 49–52
- in India, 243–247, 279–280, 301, 556
- in Latin America, 358
- in Middle East, 356, 358
- political systems, 52–54
- in Russia, 354, 357, 555–556
- sanctions, 355–356
- social media and, 46–48
- strategy implementation and, 306
- in Turkey, 75
- in U.K., 361

Political imperative, 291–292 Political risk. *See also* Political environment

- definition, 356
- international sanctions, 356–357
- in joint ventures, 250–255, 358, 367, 370–373
- management framework for, 361–365
- nature and analysis of, 356–361

- responding to, 365–370
- Political risk, managing, quantifying the variables, 365
- Political strategy, Uber's Global
 - Expansion, 364e
- Political systems, 52–54
- Polycentric MNC, 533
- Polycentric predisposition, 157–158
- Polychronic time schedule, 219
- Portugal, 25, 138f, 139
- Positive organizational behavior (POB), 541
- Positive organizational scholarship (POS), 491–492
- POS (positive organizational scholarship), 491–492
- Power distance
 - comparative managerial behavior and, 528
 - GLOBE project and, 144t, 145–146, 166–167
 - Hofstede on, 132, 138–140
 - motivating employees and, 448
 - organizational behavior and, 490
 - in strategic alliances, 371
- Power positions for negotiation, 365
- PRC (People's Republic of China). *See* China
- Predispositions, 157–158
- Price orientation, 193
- Primary sector investments, 363–365
- Principle of sovereignty, 55
- Private equity investments, 58
- Privatization, 59–62, 306, 579
- Proactive political strategies, 368–370

Process theories of motivation, 432, 445–446
Product development, organizational mechanisms for, 342–343
Product focus, 155
Production and strategic implementation, 304–305
Product/service orientation and multicultural development, 193
Professional development, 505
Profit, 395
Profitability goals, 299–300
Profit and loss (P&L), 395
Project Loon, 411
Protective and defensive techniques, 354, 367
Protective principle, 55
Proxemics, 219–220
Public distance, 219
Public trust, 87–88
Puerto Rico, 275f, 276f
Purchasing power parity, 307f

Q

Quality, problem solving, 399f
Quality control circle (QCC), 396
Quality control (QC), 396
Quality imperative, 292–293
Quality management, 292, 386
Quality of work life (QWL), 386, 444, 448–449, 453
Quality performance, 290, 292, 396–399
Quantitative analysis, 361–365

R

- Rainforest Action Network (RAN), 89
- Reciprocity, 168–169
- Refugee crisis, 47–48
- Regiocentric MNC, 533
- Regiocentric predisposition, 157–158
- Regional system, 526
- Relations, customer, 186
- Relationships
 - as corporate culture dimension, 183–184, 188–189, 193–194
 - interdependent, 338
 - with stakeholders, 553–554
- Relative bargaining power, 365, 366f
- Relativism, 79
- Religion and culture
 - in Arab countries, 171–172, 484
 - Islamic law, 53, 55, 320
 - in Malaysia, 161–162
 - terrorism motivated by, 360
 - Turkey, 75
- Religiously motivated terrorism, 360
- Relocation expenses, 524
- Relocation transition curve, 522f
- Repatriation, 528–531
 - readjustment problems, 529–530
 - reasons for returning, 528–529
 - transition strategies, 530–531
- Repatriation agreements, 530

Responsible global leadership, 494, 542

Restraint *versus* indulgence, 136–137

Retailers, largest worldwide, 274f

Return on investment (ROI), 289, 382, 395, 520

Reward systems, 292, 454

Ridesharing industry, in China, 560–569

Right-wing totalitarianism, 54

Ringisei, 386

Risks. *See also* Political risk

- currency, 305
- in emerging markets, 306
- external/internal, 354–356
- operational, 362
- ownership-control, 362
- systemic, 59
- transfer, 362

ROI (Return on investment), 382, 395

Romania, 440, 470, 508

- management across cultures, 162, 169

Russia

- about, 550
- alliance challenges and opportunities, 373
- controlling process in, 390
- corruption in, 50–51, 169, 550, 555–556
- cultural dimensions, 136–137
- economic environment, 13, 17t, 26–28
- entry strategies for, 328
- ethics, social responsibility, and sustainability, 92

- human resources management, 516
- IKEA's operations in, 554, 555–556
- joint ventures in, 328, 354, 357
- leadership attributes, 469t, 487, 488
- management across cultures, 26, 169
- motivating employees, 431, 456
- negotiation process in, 204–205
- political environment, 50–51, 354, 357, 555–556
- political risk, 354, 357, 358, 362, 365, 373
- sanctions against, 26, 354, 550

Rwanda, 310e

S

- Safety needs, 433
- Salaries, 431, 433, 450, 451t, 456, 507, 508, 523, 526
- Sanctions, 27, 204, 354–355, 550
- SA8000 standard, 89, 578–579
- Saudi Arabia, 553, 556
 - economic environment, 32
 - legal and regulatory issues, 57, 556
 - political environment, 53
- Scandinavian countries, 386, 471, 475, 476, 485, 489. *See also specific country*
- School systems, 134–135, 537, 539e
- Securitization, 59
- Selection for overseas assignments, 514–519. *See also International selection criteria*
- Self-actualization needs, 433–434

Self-protective leadership, 489

Servant leadership, 494–495

Service sector investments, 363, 365

Shanghai Automotive Industry Corporation (S.A.I.C.), 340

Shanghai Automotive Industry Group (SAIC), 332

Short-term oriented cultures, 135–136

Similarities across cultures, 162

Simplification, 160–162

Singapore

- cultural dimensions, 138f, 139, 194
- as emerging market, 29, 35
- leadership attributes, 489–490
- motivating employees, 440, 444
- organizational culture, 189
- theme parks in, 271

Smartphone market, 154–156, 172, 389

Smartphone technology, 66

Social aspects of globalization, 9

Social class, 170

Social democracy, 51

Social distance, 219

Social environment trends, 297

Socialism, 50–52

Socialist law, 55

Social media, 69

- crisis management via, 369e
- globalization and, 2–4, 35
- global terrorism and, 54

- political environment and, 46–48
- Social needs, 433
- Social networking sites, 66
- Social orientation, in Japan, 401
- Social responsibility. *See* Corporate social responsibility
- Societal collectivism, 144t, 145
- Sociotechnical designs, 449
- Sony's PlayStation, 292
- South Africa
 - as emerging market, 33
 - ethics, social responsibility, and sustainability, 92–93
 - motivating employees, 441f
 - political environment, 33, 88
 - technology environment, 68
 - Walmart's operations in, 275, 276f, 280
- South America. *See also specific country*
 - cultural dimensions, 134
 - economic performance of, 30–32
 - human resources management, 527
- South Korea
 - cultural dimensions, 132
 - economic environment, 14, 16, 29
 - human resources management, 532–533
 - leadership attributes, 472–474, 476–477
 - management across cultures, 160–161
 - motivating employees, 443–445
 - organizational characteristics of MNCs, 343
 - theme parks in, 271

- Walmart's operations in, 274, 275f, 277
- Sovereignty and sovereign immunity, 55
- Soviet Union, former countries of as emerging markets, 31
 - entry strategies, 328
 - management across cultures, 169
 - motivating employees, 443
 - political environment, 49, 50, 358
- Spain
 - communication in, 223
 - cultural dimensions, 132, 136
 - economic environment, 25
 - ethics, social responsibility, and sustainability, 118
 - leadership attributes, 485
 - motivating employees, 434
 - negotiation strategies, 185
 - political environment, 50, 51
- Specialization, 344–345
- Specialized operations, 338
- Special nature of investment, 363–365
- Specialty and orphan drugs, 118–119
- Specific culture, 142
- SPOT (Sustainable Product Optimization Tool), 77
- Spouses and dependents, 517–518
- Stakeholders political environment and, 368–370
 - relationships with, 553–554
 - social responsibility and, 87, 91–92, 111–113, 115
- Starbucks, 413–414
 - in China, 286–287

- expanding relationship, 420–421
- foreign direct investment in, 418
- India's changing marketplace, 416–417
- in Italy, 287–288
- joint venture proposal, 419–420
- milestones, 414–416
- mounting interest, 417–418
- strategic partner, 418–419
- Tata Starbucks, 420

Starbucks Corporation, 413

StarTAC, 293

Starting a Business, 355

Start Something That Matters (Mycoskie), 106

Stereotyping, 129, 130f, 167

Strategic management. *See also* Strategy formulation; Strategy implementation

- definition and introduction, 288
- global and regional strategies, 293–296
- need for, 288–289
- planning benefits, 289–290

Strategic orientation and multicultural development, 193

Strategic planning, 289–290

Strategic predispositions, 157–158

Strategy formulation

- approaches to, 290–293
- environmental scanning, 296–298
- goal setting for, 299–300
- internal resource analysis, 298

introduction, 286–288

organizational structure for, 331–339

Strategy implementation

approaches to, 290–293

born-global firms, 312–313

country and firm-specific factors, 302–303

definition, 300

in emerging markets, 305–307

entrepreneurship, 311–313

finance and, 305

location considerations, 300–302

marketing and, 304

organizational structure for, 331–339

production and, 304–305

Student advocacy, 109–113

Subcontracting, 7, 10, 512–514

Subordinates, 345, 386, 387, 471f, 474, 475, 477, 479, 482, 483

Subsidiaries, 324–325, 332, 333, 337, 338, 365, 382, 385, 392–395, 509

Succinct style, of communication, 208

Supply chain management

across cultures, 155

at IKEA, 553–554, 556

innovation in, 290, 330–331

organizational structure for, 331

quality performance and, 398

strategy formulation and implementation, 290

sustainability in, 76–77

Sustainability

- Chiquita's efforts in, 574–580
- definition, 90
- Eastern philosophy views of, 80
- environmental protection and, 83–85
- in innovation, 77
- MNC business practices, 76–79, 87–91
- philanthropy and, 104–107
- water, 243–247
- in wellness promotion, 78

Sustainable Product Optimization Tool (SPOT), 77

Swaziland, Walmart's operations in, 276f

Sweatshop labor, 101, 109–113

Sweden

- decision making in, 386
- human resources management, 551–558
- leadership styles, 476, 489
- motivating employees, 434, 448–449, 453
- political environment, 49, 51

Switzerland, 194

Switzerland, leadership attributes, 487t

Syria, 32, 46–48, 53, 54

Systemic risk, 59

T

Taguchi method, 398, 399

Taiwan

- economic performance, 29
- Japanese and U.S. subsidiaries in, 343–347

- motivating employees, 429, 454
- motivating employees, 428
- Walmart's operations in, 277
- Tanzania, Walmart's operations in, 276f
- Tao Te Ching* (Lao-Tzu), 495
- Tariffs, 9, 62
- Task-oriented cultures, 188, 191
- Task-related information, and negotiations and, 226
- Tata Global Beverages, 413
- Tatemaie, 386
- TAT (Thematic Apperception Test), 443
- Taxes, 525
- TCNs (third-country nationals), 510–511
- Teaching organizations, 534
- Team-oriented leadership, 489, 491
- Team structures. *See also* Group orientation
 - global, 479–480
 - leadership of, 180
 - multiculturalism and diversity and, 197–199
 - organizational culture and, 178–180, 189–190
 - virtual, 180
- Technology environment. *See also* Internet
 - biotechnology, 64–65
 - controlling process in, 390–391
 - e-business, 65–66
 - employment effects of, 67–69
 - environmental scanning and, 296–298
 - nature of investment in, 363–365

- organizational cultures in, 189–190
- sophistication level of, 363–365
- telecommunications, 66–67, 311
- trends in, 63–64, 67–69, 296
- work centrality in, 450

Teenagers, training programs for, 539e

Telecommunications, 66–67, 310e, 311, 331f, 371, 512

Territoriality principle, 55

Terrorism, 46, 48, 54, 354, 360–361, 578

Testing, 520

Testing, human resources, 520

Thailand, 29–30, 289, 300, 308, 389, 463e

The Case for Servant Leadership (Keith), 495

Thematic Apperception Test (TAT), 443

Theme park industry

- in Asia, 260, 268–272
- in France, 257, 260–261
- in Japan, 259–260
- in the U.S., 259–260

Theory X managers, 468, 470

Theory Y managers, 468

Theory Z managers, 468

The World Is Flat (Friedman), 62

Third-country nationals (TCNs), 510–511

Thumbs Up, 291

Time orientation

- in Brazil, 171
- China, 168

in decision-making process, 386
Hofstede on, 135–136, 146
in Middle East, 171

Togo, 33

Token groups, 195

Totalitarianism, 52–54

Total quality management (TQM), 386–388

Toyota, 289, 342, 343

TPP (Trans-Pacific Partnership), 13, 21

TQM (Total quality management), 386–388

TRACE (Transparent Agents Against Contracting Entities) standard, 93

Trade, history of, 8

Trade agreements, 24, 32, 62, 373

- CAFTA-DR, 11
- CPTPP, 13
- GATT, 9, 10t
- NAFTA, 11, 12
- USMCA, 11, 12

Training

- cultural, 531, 532, 534, 538, 539
- definition, 531
- for expat teenagers, 539
- in international management, 531–533, 542e
- language, 221–222, 508, 516, 537, 539e
- learning styles, 534–535
- management philosophy impact on, 533–534
- organizational structure and, 342
- program types, 537–540

- reasons for, 535–537
- standardized *versus* tailor-made, 537–540
- TQM and, 387, 388

Transactional leaders, 483–484

Transatlantic Trade and Investment Partnership (T-TIP), 12

Transfer risks, 362

Transformational leaders, 483, 484, 492, 493

Transition strategies, 530–531

Transnational network structure, 337–339

Transnational strategy, 295, 296, 307

Trans-Pacific Partnership (TPP), 13, 21

Transparent Agents Against Contracting Entities (TRACE) standard, 93

Trompenaars cultural dimensions

- achievement *versus* ascription, 142
- control strategies, 391–393
- GLOBE project and, 144–147
- individualism *versus*
 - communitarianism, 141
- introduction, 141
- neutral *versus* emotional, 142
- specific *versus* diffuse, 141
- universalism *versus* particularism, 141

Trust

- of business and government, 87–88
- ethically responsible leadership and, 494
- as part of global team management, 179

T-TIP (Transatlantic Trade and Investment Partnership), 12

Tunisia, 46, 53

- leadership attributes, 368
- Turkey, 75
 - economic environment, 15–16
 - leadership attributes, 487t
 - legal and regulatory issues, 57, 61
 - organizational culture, 189
- Two-factor replications, 439
- Two-factor theory of motivation, 438–442

U

- Uganda, Walmart's operations in, 276f
- Ugly American problem, 536
- Ukraine, 358
- Ulysses Program, 542e
- Uncertainty avoidance
 - as cultural dimension, 132–133, 139–140
 - as GLOBE dimension, 144t, 145
 - managerial differences and, 166–167
 - motivating employees and, 443–445
 - in strategic alliances, 371
- UNEP (United Nations Environment Programme), 90
- Unifying Free Trade Agreement, 24
- United Arab Emirates (UAE), 320–321e, 481
- United Kingdom, 25. *See also* England; Great Britain
 - Brexit vote, 49, 51
 - cultural dimensions, 133–134, 136
 - European management characteristics, 185
 - human resources management, 532–533

- motivating employees, 442, 453
- organizational cultures, 189–190
- political environment, 48, 49, 361
- Walmart's operations in, 274, 274f, 275f, 276f, 277–278

United Nations Environment Programme (UNEP), 90

United Nations Global Compact, 89

United Nations Global Reporting Initiative, 89

United Nations Sustainable Development Goals, 94

United States

- controlling process in, 394–395
- cultural dimensions

competitiveness, 35t

individualism, 133, 134f, 138f, 139

indulgence, 136–137

in M&A activity, 124–126

nationalism, 51

priorities of, 127, 128t

stereotypical views, 129, 130f

time orientation, 136

transitional nature of, 130–131

universalism, 141

- economic environment, 16, 17t, 19, 23–24
- ethics, social responsibility, and sustainability, 82, 85, 88–91, 92–93, 110, 115–121
- foreign direct investment by, 20

globalization in, 8

human resources management comparative management behavior, 527–528

compensation, 523–525

HRM practices, 532–533

international selection criteria, 514

repatriation of expatriates, 528–531

leadership, 471–472, 476–479, 487, 489

legal and regulatory environment, 9–12, 62

management across cultures, 160–161, 166–167

motivating employees, 434

assumptions about, 431

content theories, 441t, 442–445

job satisfaction studies, 451–453

process theories, 446–447

quality of work life, 448–449

rewards and incentives, 454–456

Theory Y approach, 468

work centrality, 450

organizational characteristics of MNCs, 343–347

organizational culture, 182–184, 189

political risk in, 356–357

quality performance in, 396–399

steel industry in, 359

technological environment, 64–65, 69

United States-Mexico-Canada Agreement (USMCA), 11, 12, 62

Universalism, 141

Universal leadership behavior, 484, 484f

Upward communication, 210–211

USMCA (United States-Mexico-Canada Agreement), 11, 12
Utilitarianism, 80, 81

V

Validity, 540–541
Value of work, 450–451
Values, 130–131. *See also* Culture meanings and dimensions
Variety amplification, 478
Variety reduction, 478
Venezuela
 GLOBE study insights, 490
 organizational culture, 189
 presidential crisis, 61
Verbal communication styles, 206–209, 487
 affective, 209
 contextual, 208–209
 direct, 208
 elaborate, 208
 exacting, 208
 indirect, 208
 instrumental, 209
 personal, 208–209
 succinct, 208
Vertical investments, 362
Vertical specialization, 344, 345
Vienna Convention of Diplomatic Security, 55
Vietnam
 alliance challenges and opportunities, 373

economic environment, 16, 23, 29
foreign direct investment in, 373, 463
labor environment, 83
political environment, 50, 52, 55, 358
technology environment, 59, 61
Virtual teams, 180
Virtue theory, 80, 81
“Volcker Rule,” 58–59
Volvo to China's Geely, 300

W

Wages, 82–83, 163
Walmart, 293, 296
Warsaw Pact, 503
Wellness promotion, sustainability in, 78
Western Europe, 14, 136, 185, 305, 503, 508. *See also specific country*
Western management styles, 340t
Western philosophies, 79–80
Westminster Bridge attack, London, 54
Wholly owned subsidiaries, 324–325, 365, 371
“Win-win” situation, 291
Wireless network business, 293
Work centrality, 447–454, 450
Work-family issues, 517–518
Working for foreigners, 510, 511e
Workplace culture, 186–192
World Bank, 355
The World Is Flat (Friedman), 7

“World's Most Admired Firms” (Hay Group), 399

World Trade Organization (WTO), 9–11, 288

China obligations, 288, 356

China's obligations, 52, 168, 277

defined, 9

dispute-settlement mechanism of, 576–577

European banana markets, 576–577

negotiations under, 10t

trade monitoring by, 62

WTO. *See* World Trade Organization (WTO)

Z

Zambia, 280, 310, 440, 441

Walmart's operations in, 276f